

National Weekly Wool Market Report

Season: 2018/2019

Sale Date: 13 & 14 November 2018



CAPE WOOLS SA

Tel: 27-41-4844301
 Fax: 27-41-4846792
 E-mail: stats@capewools.co.za
 Website: www.capewools.co.za

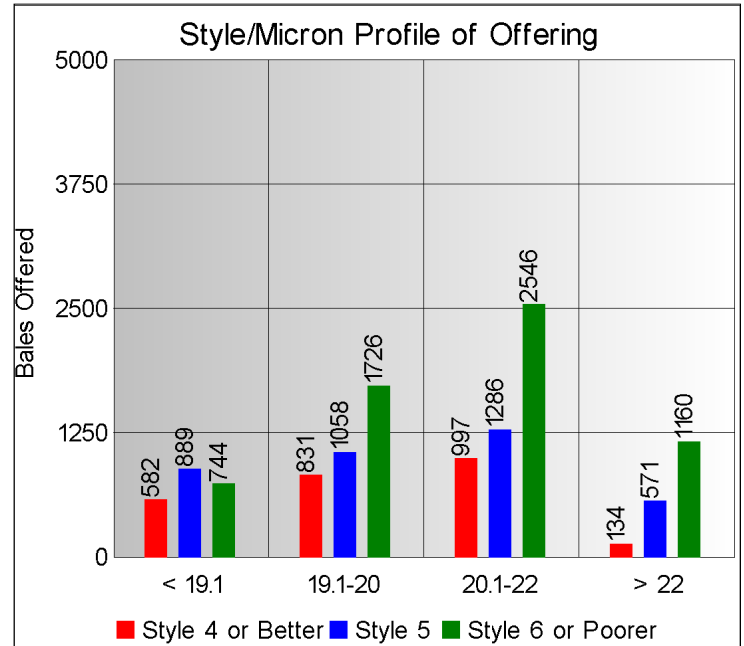
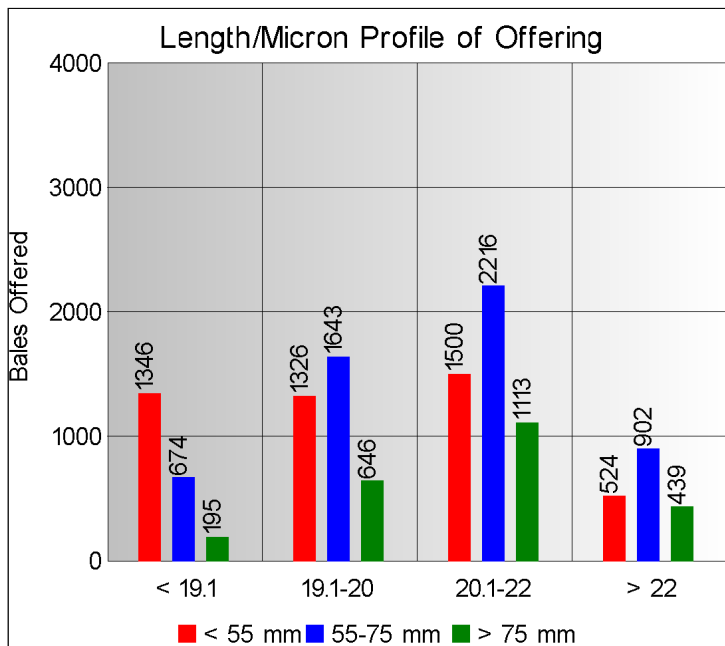
SA Merino Indicator				Buyers			
Indicator Unit	Current Sale	Last Sale	Change	Company	Bales Purchased This Week	% of Purchases	Total Bales Purchased This Season
# SA c/kg	20614	20468	0.7%	G Modiano SA	4053	32.4%	35237
Ave. to date (18/19)	22687	22876	-0.8%	Standard Wool SA	3046	24.3%	27098
Ave. to date (17/18)	18265			Tianyu SA	1822	14.6%	17459
US c/kg	1433	1464	-2.1%	Lempriere SA	1745	13.9%	12374
Euro c/kg	1270	1276	-0.5%	Stucken & Co	569	4.5%	9690
AWEX EMI	1768	1795	-1.5%	Segard Masurel SA	568	4.5%	3568
Exchange Rates				New England Wool SA	41	0.3%	1508
Currency Unit	This Week	Previous Week	% Change	H Dawson Sons & Co			
R/USD	14.3839	13.9833	-2.9%				
R/Euro	16.2321	16.0445	-1.2%				
R/AUD	10.3695	10.1728	-1.9%				
USD/AUD	0.7212	0.7275	0.9%				

Analysis of Offerings by Broker This Week (Bales)

Broker	Merino Fleeces	Merino Bellies	Merino Lambs	Merino Backs	Merino Locks	* Other	Total	% Sold
BKB	4287	671	497	0	561	1283	7299	95.8%
CMW	1458	179	263	165	158	410	2633	97.3%
JLW	254	30	49	0	30	53	416	99.5%
MAS	431	74	40	0	49	136	730	92.7%
QWB	236	70	82	0	33	473	894	73.6%
SBL	177	27	21	0	15	60	300	100.0%
VLW	150	17	51	0	15	19	252	94.1%
Total	6993	1068	1003	165	861	2434	12524	94.6%

SA Merino Indicator includes Merino types comparable to international indicators.
 ## Cape Wools All Wool Indicator, includes all white wool sold at auction.

* crossbred, coarse and coloured, inferior

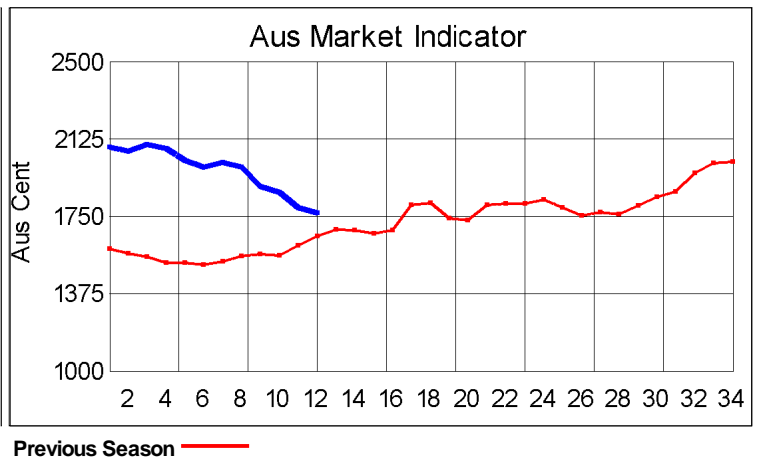
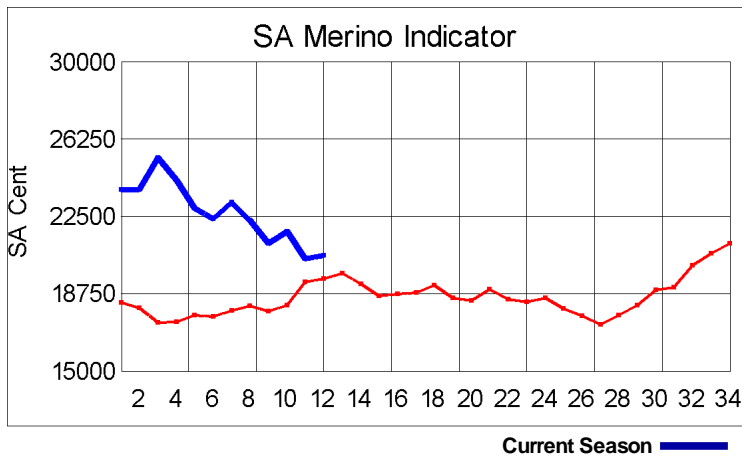


* Seasonal Receipts Declared

2018/19 Declared Receipts : 21 October 2018 16,071,086.3

2018/19 Declared Receipts : 11 November 2018 20,671,950.9

Percentage Change (Year-on-Year) : -7.79



Current Season █ Previous Season █

Average Fleece Wool Prices (c/kg. clean)
Spinners and Good Topmaking Styles (AWEX Types MF4 and MF5)

Micron	100+mm	90mm	80mm	70mm	60mm	50mm	40mm	30mm	20mm	10mm
18.0			23368	23411	22334	21163	19435			
18.5			23271	22941	21846	19979	18817			
19.0			22379	22236	21278	20025	17965			
19.5			21923	21511	21022	19769	16934			
20.0			21419	20970	20413	19426	16872			
20.5			21166	20966	20187	19173	17199			
21.0			21070	20827	20287	18869	15138			
21.5			21237	20971	20451	18301	16524			
22.0			21120	20775						
22.5			20974							
23.0			20467							
23.5										
24.0										

* Based on a minimum of 3 lots sold per category

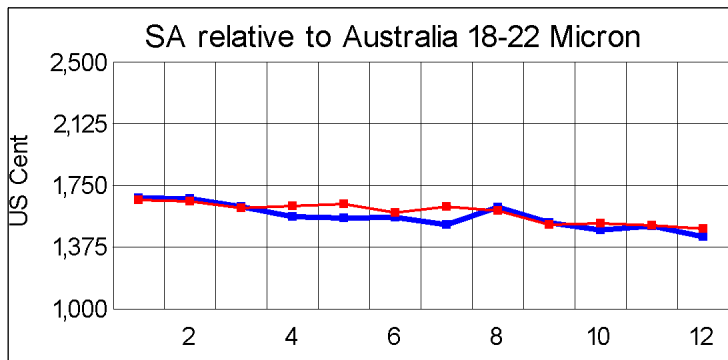
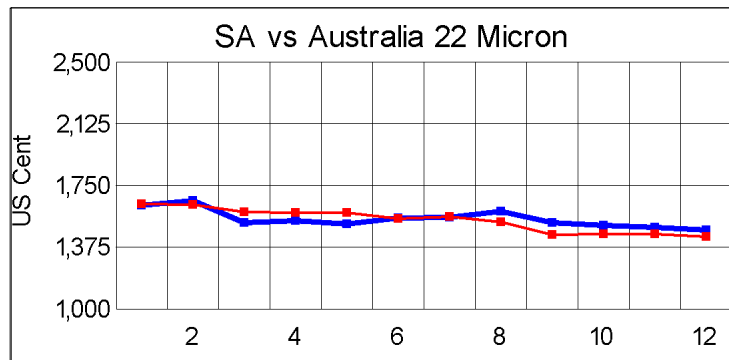
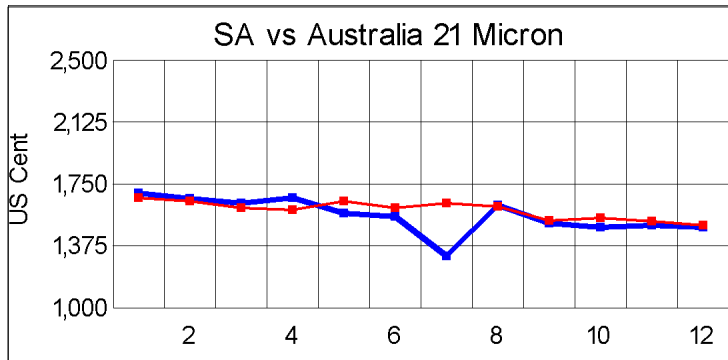
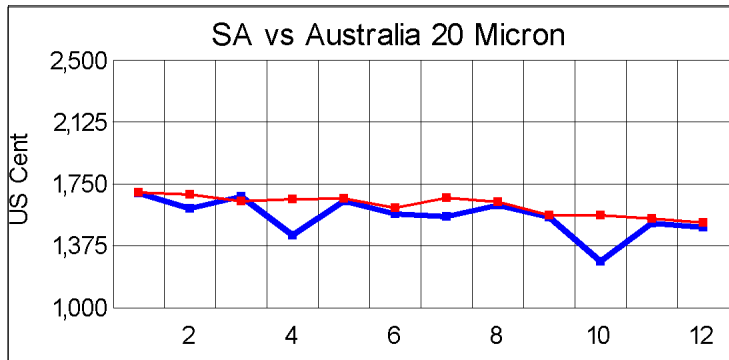
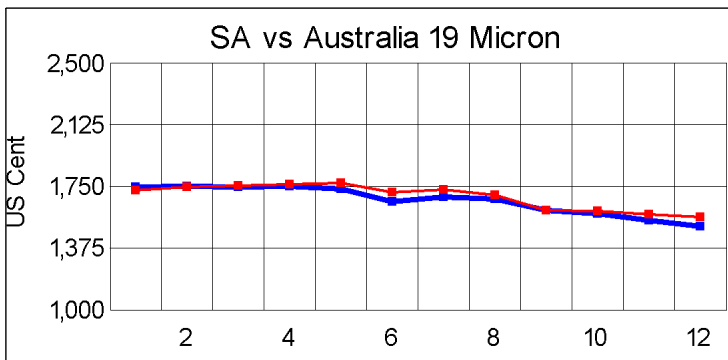
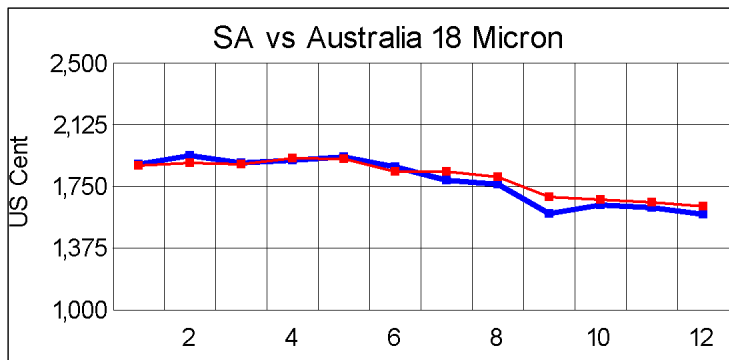
Average Topmaking Styles (AWEX MF6)

Micron	100+mm	90mm	80mm	70mm	60mm	50mm	40mm	30mm	20mm	10mm
18.0										
18.5										
19.0										
19.5			21639	19989						
20.0			20102	20193						
20.5				20155						
21.0			20669	20051						
21.5										
22.0										
22.5										
23.0										
23.5										
24.0										

* Based on a minimum of 3 lots sold per category

Other Selected Types/Qualities

	Long			Medium		
<u>Good Quality</u>	19μ	20μ	21μ	19μ	20μ	21μ
Lambswool	21337	21432	20777	16795	17057	17773
Bellies	18726	18724		16628	15325	16097
Locks				14398	15960	10771
<u>Average Quality</u>						
Lambswool	20467	20414	20458	17220	15628	16615
Bellies	19680	18022		14770	13414	13184
Locks				12689	10340	9595
<u>Inferior Quality</u>						
Fleecewool	20648	18593	17609			18305
Lambswool	20122	18606	19076	14156	16141	
Bellies		18602	14800	15798	13207	11422
Locks				9005	8053	8025



— SA in USc
— Aus in USc

— SA in USc
— Aus in USc

Market Commentary

WOOL MARKET 0,7% HIGHER

Port Elizabeth - The wool market traded higher at this week's auction and the Cape Wools Merino Indicator increased by 0,7% and by 146 points to close at a value of R206,14/kg (Clean). The Australian EMI lost 1,5% this week. The Cape Wools All Wool Indicator increased by 0,5%.

The wool market increased today primarily due to the slightly weaker Rand. Market demand was unchanged from last week with long and fine Merino wool still in high demand. Receivals at broker stores are markedly down also due to the absence of wool from Lesotho.

Modiano bought the most bales at the auction today.

This week saw the Rand at R14,38 to the US Dollar and R16,23 to the Euro. The Rand was 2,9% weaker against the US Dollar and 1,2% weaker against the Euro compared with the average rate at the previous sale. The offering comprised 12 524 bales of which 94,6% was sold. Major traders were Modiano (4 053), Standard Wool SA (3 046), Tianyu SA (1 822) and Lempriere SA (1 745).

The average clean prices for the selection within the different micron categories for good top-making (MF5), long fleeces were as follows: 18 microns increased 1,4% to close at R235,10/kg; 18,5 microns moved 1,6% up to close at R234,79/kg; 19 microns gained 1,8% to close at R225,22/kg; 19,5 microns strengthened by 1,4% to close at R222,44/kg; 20 microns was 1,3% stronger to close at R218,38/kg; 20,5 microns won 1,2% to close at R216,78/kg; 21 microns recovered 1,1% to close at R216,16/kg; 21,5 microns improved by 1,7% to close at R209,80/kg; 22 microns increased by 1,8% to close at 207,38/kg and 22,5 microns increased by 0,3% to close at R208,05/kg.

The next sale is scheduled for 21 November 2018 where approximately ±9 891 bales will be on sale.

*The detailed Seasonal Receivals Declared Report can be viewed at www.capewools.co.za