

National Weekly Wool Market Report

Season: 2018/2019

Sale Date: 06 & 07 November 2018



CAPE WOOLS SA

Tel: 27-41-4844301
 Fax: 27-41-4846792
 E-mail: stats@capewools.co.za
 Website: www.capewools.co.za

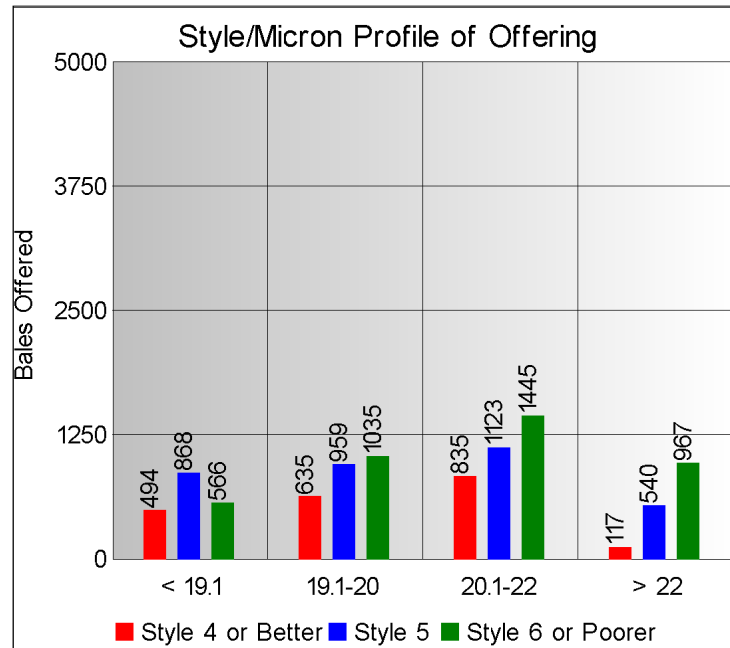
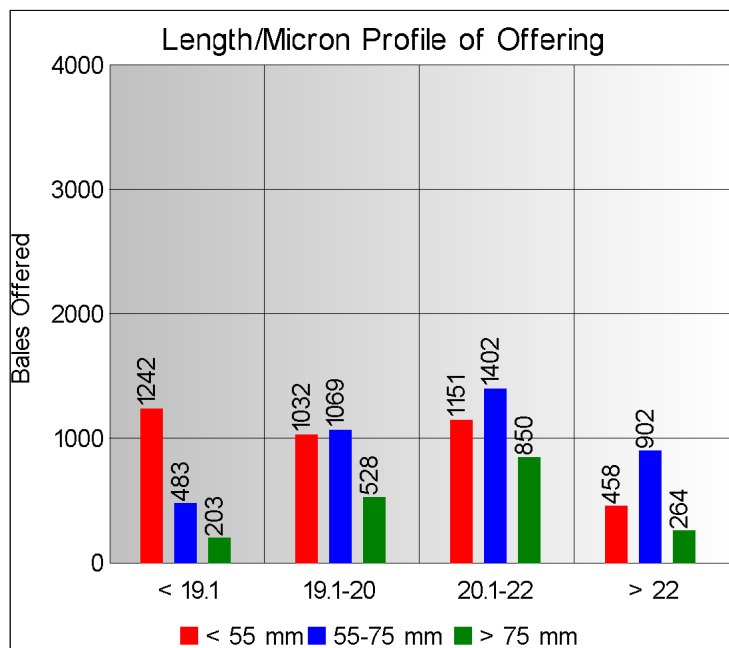
SA Merino Indicator				Buyers			
Indicator Unit	Current Sale	Last Sale	Change	Company	Bales Purchased This Week	% of Purchases	Total Bales Purchased This Season
# SA c/kg	20468	21780	-6.0%	G Modiano SA	2650	27.7%	31184
Ave. to date (18/19)	22876	23117	-1.0%	Tianyu SA	2193	22.9%	15637
Ave. to date (17/18)	18142			Standard Wool SA	1938	20.2%	24055
US c/kg	1464	1480	-1.1%	Lempriere SA	784	8.2%	10570
Euro c/kg	1276	1305	-2.3%	Stucken & Co	508	5.3%	9121
AWEX EMI	1795	1868	-3.9%	Segard Masurel SA	244	2.6%	3000
Exchange Rates				New England Wool SA	87	0.9%	1467
Currency Unit	This Week	Previous Week	% Change	H Dawson Sons & Co			
R/USD	13.9833	14.7164	5.0%				
R/Euro	16.0445	16.6845	3.8%				
R/AUD	10.1728	10.4320	2.5%				
USD/AUD	0.7275	0.7086	-2.7%				

Analysis of Offerings by Broker This Week (Bales)

Broker	Merino Fleeces	Merino Bellies	Merino Lambs	Merino Backs	Merino Locks	* Other	Total	% Sold
BKB	4085	550	597	0	455	670	6357	85.0%
CMW	1849	226	341	182	201	428	3227	93.1%
JLW	0	0	0	0	0	0	0	
MAS	0	0	0	0	0	0	0	
QWB	0	0	0	0	0	0	0	
SBL	0	0	0	0	0	0	0	
VLW	0	0	0	0	0	0	0	
Total	5934	776	938	182	656	1098	9584	87.7%

SA Merino Indicator includes Merino types comparable to international indicators.
 ## Cape Wools All Wool Indicator, includes all white wool sold at auction.

* crossbred, coarse and coloured, inferior

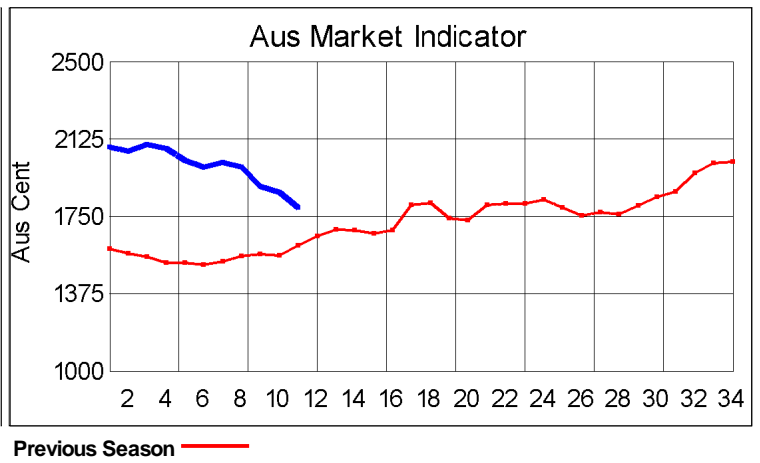
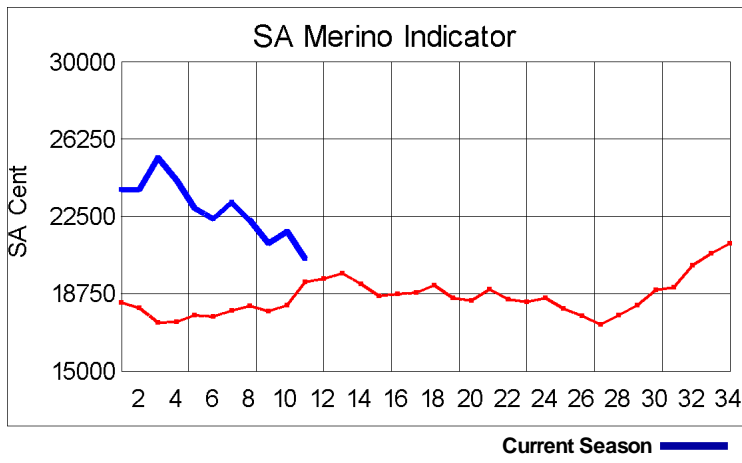


* Seasonal Receipts Declared

2018/19 Declared Receipts : 14 October 2018 14,361,459.2

2018/19 Declared Receipts : 04 November 2018 18,682,407.1

Percentage Change (Year-on-Year) : -9.12



Current Season █ Previous Season █

Average Fleece Wool Prices (c/kg. clean)
Spinners and Good Topmaking Styles (AWEX Types MF4 and MF5)

Micron	100+mm	90mm	80mm	70mm	60mm	50mm	40mm	30mm	20mm	10mm
18.0			23823	23633	23654					
18.5			23317	23454	21681	20775	17866			
19.0			22102	21860	20984	19584	18050			
19.5			21185	21093	20705	19318	17519			
20.0		20942	20796	21035	20080	18709	17063			
20.5			20816	20727	20405	18478	16667			
21.0			20637	20610	20230	18960	13502			
21.5			20565	20597	20464		16565			
22.0			20598	20393	19953					
22.5			20523							
23.0										
23.5										
24.0										

* Based on a minimum of 3 lots sold per category

Average Topmaking Styles (AWEX MF6)

Micron	100+mm	90mm	80mm	70mm	60mm	50mm	40mm	30mm	20mm	10mm
18.0										
18.5										
19.0										
19.5			19712	20240		19530	16704			
20.0			20280	19310	19659	18236				
20.5			20380	19802	18871	18780				
21.0				18888						
21.5			20588	18809						
22.0										
22.5										
23.0										
23.5										
24.0										

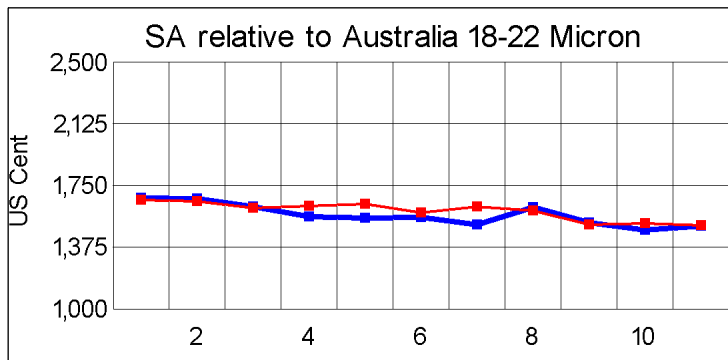
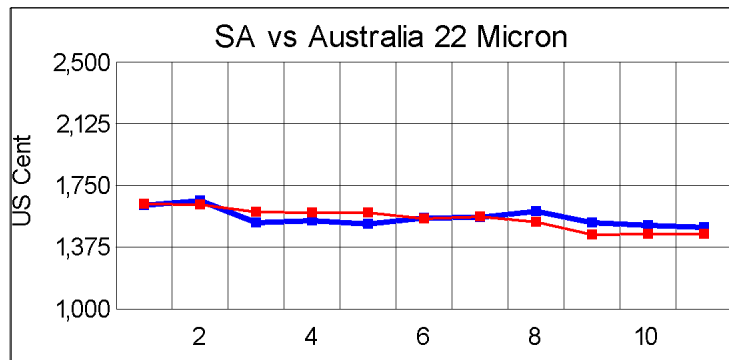
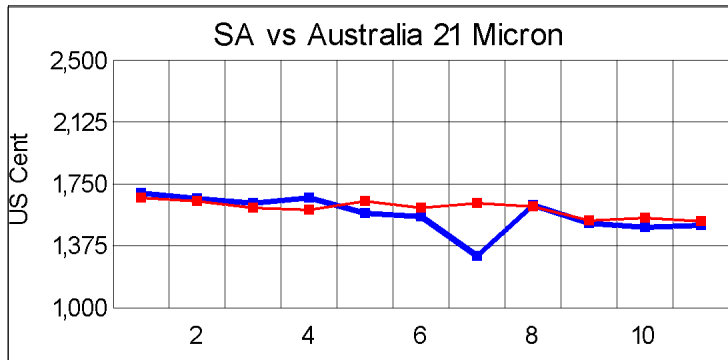
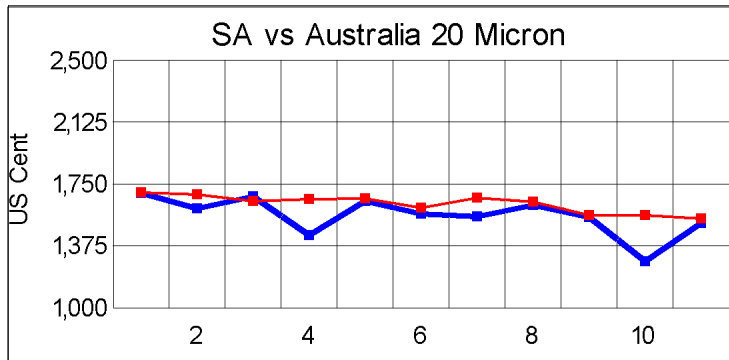
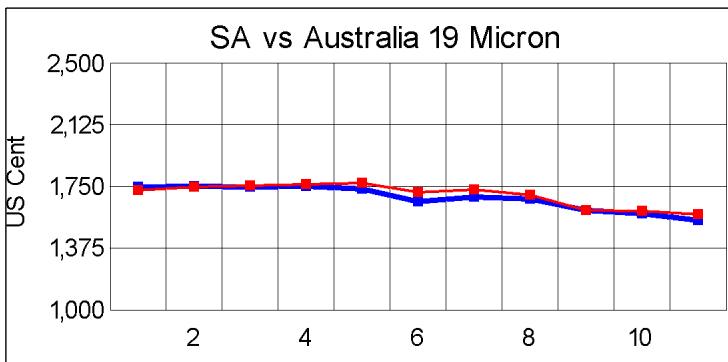
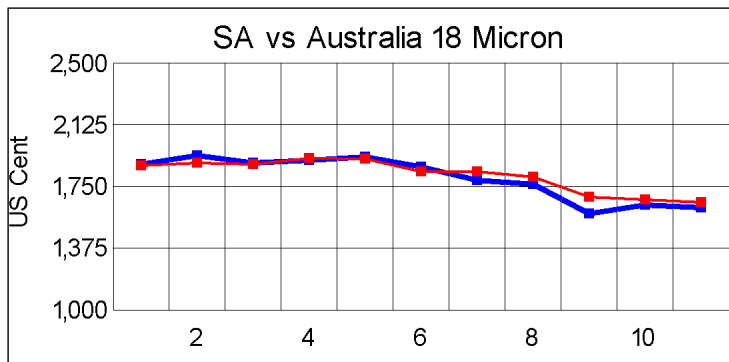
* Based on a minimum of 3 lots sold per category

Other Selected Types/Qualities

Long

Medium

	19μ	20μ	21μ	19μ	20μ	21μ
Good Quality						
Lambswool	21864			17780	14596	18913
Bellies	20913	20567	20717	16426	15861	
Locks				15655	15100	11859
Average Quality						
Lambswool	20450	16482	19716	16756	15010	13978
Bellies	20650	20181	12953	16966	16551	15927
Locks				11994	11032	14986
Inferior Quality						
Fleecewool	19962	19014	18489	16916	19731	
Lambswool		19836	15714	18106	17896	
Bellies	18496	19271		16560	15308	13241
Locks					9734	6588



— SA in USc
— Aus in USc

— SA in USc
— Aus in USc

Market Commentary

WOOL MARKET 6,0% LOWER

Port Elizabeth - The wool market traded lower at this week's auction and the Cape Wools Merino Indicator decreased by 6,0% and by 1,312 points to close at a value of R204,68/kg (Clean). The Australian EMI lost 3,9% this week. The Cape Wools All Wool Indicator declined 5,9%.

The wool market declined this week due to a stronger Rand and marginally softer demand for both long and medium length, fine Merino Wool. All wool was affected equally, and returns reduced across the board. Seasonal receipts at broker stores are markedly down to previous season receivals.

Modiano bought the most bales at the auction today.

This week saw the Rand at R13,98 to the US Dollar and R16,04 to the Euro. The Rand was 5,0% stronger against the US Dollar and 3,8% stronger against the Euro, compared with the average rate at the previous sale. The offering comprised 9 584 bales of which 87,7% was sold. Major traders were Modiano (2 650), Tianyu SA (2 193), Standard Wool SA (1 938) and Lempriere SA (784).

The average clean prices for the selection within the different micron categories for good top-making (MF5), long fleeces were as follows: 18 microns decreased 5,7% to close at R231,88/kg; 18,5 microns moved 6,1% down to close at R231,08/kg; 19 microns lost 6,2% to close at R221,23/kg; 19,5 microns weakened by 6,7% to close at R219,43/kg; 20 microns was 6,3% weaker to close at R215,67/kg; 20,5 microns lost 6,0% to close at R214,13/kg; 21 microns lost 6,0% to close at R213,73/kg; 21,5 microns decreased by 5,6% to close at R206,20/kg; 22 microns decreased by 5,1% to close at 203,73/kg and 22,5 microns declined by 4,9% to close at R207,53/kg.

The next sale is scheduled for 14 November 2018 where approximately ±12 957 bales will be on sale.

*The detailed Seasonal Receivals Declared Report can be viewed at www.capewools.co.za