

# National Weekly Wool Market Report

Season: 2018/2019

Sale Date: 17 October 2018



CAPE WOOLS SA

Tel: 27-41-4844301  
 Fax: 27-41-4846792  
 E-mail: stats@capewools.co.za  
 Website: www.capewools.co.za

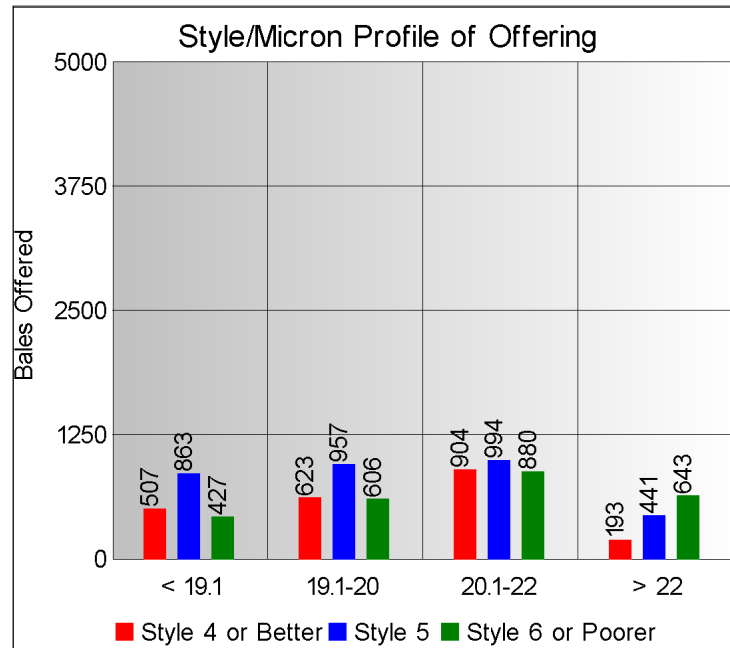
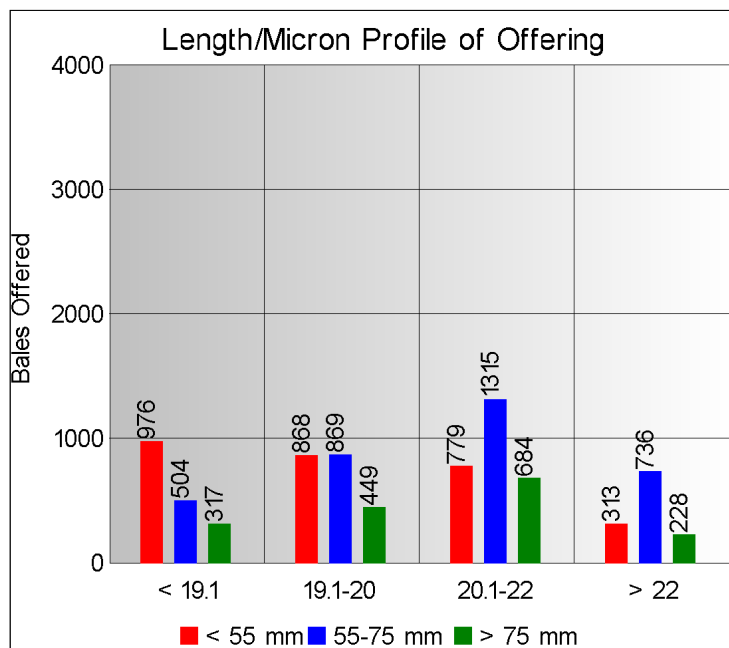
SA Merino Indicator				Buyers			
Indicator Unit	Current Sale	Last Sale	Change	Company	Bales Purchased This Week	% of Purchases	Total Bales Purchased This Season
# SA c/kg	22324	23216	-3.8%	G Modiano SA	2726	33.9%	22088
Ave. to date (18/19)	23522	23693	-0.7%	Tianyu SA	1698	21.1%	10958
Ave. to date (17/18)	17853			Standard Wool SA	1683	20.9%	17313
US c/kg	1570	1589	-1.2%	Stucken & Co	900	11.2%	7494
Euro c/kg	1360	1383	-1.7%	Lempriere SA	374	4.7%	7372
AWEX EMI	1991	2016	-1.2%	Segard Masurel SA	199	2.5%	2224
Exchange Rates				New England Wool SA	31	0.4%	1278
Currency Unit	This Week	Previous Week	% Change	H Dawson Sons & Co			
R/USD	14.2176	14.6063	2.7%				
R/Euro	16.4190	16.7862	2.2%				
R/AUD	10.1374	10.3701	2.2%				
USD/AUD	0.7133	0.7102	-0.4%				

## Analysis of Offerings by Broker This Week (Bales)

Broker	Merino Fleeces	Merino Bellies	Merino Lambs	Merino Backs	Merino Locks	* Other	Total	% Sold
BKB	2586	378	380	6	307	355	4012	94.6%
CMW	1652	134	265	120	116	188	2475	99.6%
JLW	155	16	24	0	12	18	225	96.4%
MAS	232	33	19	0	39	42	365	71.2%
QWB	243	31	38	0	28	208	548	84.9%
SBL	89	11	14	0	7	28	149	100.0%
VLW	223	11	5	0	14	11	264	99.6%
<b>Total</b>	<b>5180</b>	<b>614</b>	<b>745</b>	<b>126</b>	<b>523</b>	<b>850</b>	<b>8038</b>	<b>94.7%</b>

# SA Merino Indicator includes Merino types comparable to international indicators.  
 ## Cape Wools All Wool Indicator, includes all white wool sold at auction.

\* crossbred, coarse and coloured, inferior



## \* Seasonal Receipts Declared

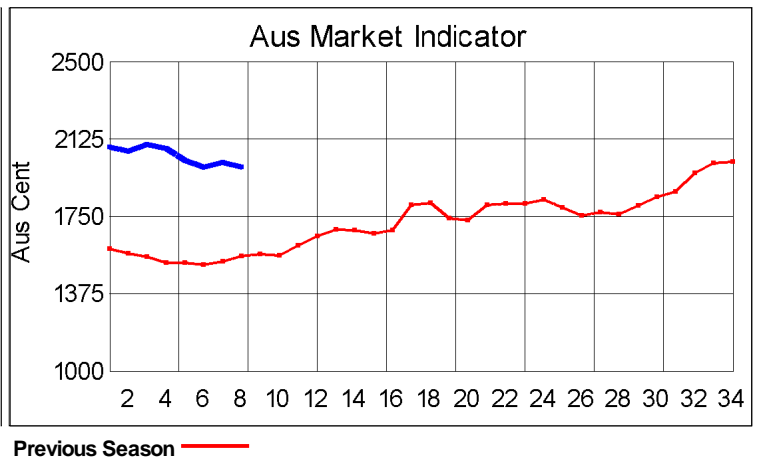
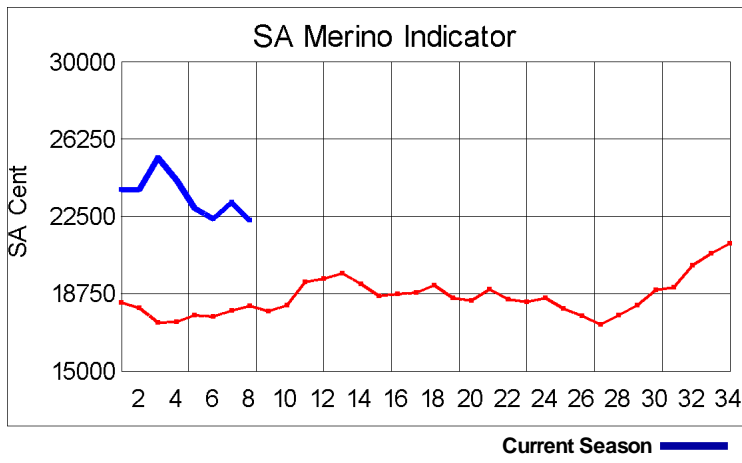
2018/19 Declared Receipts : 23 September 2018

9,955,043.2

2018/19 Declared Receipts : 14 October 2018

13,260,100.4

Percentage Change (Year-on-Year) : -10.87



Current Season — Previous Season —

**Average Fleece Wool Prices (c/kg. clean)**  
**Spinners and Good Topmaking Styles (AWEX Types MF4 and MF5)**

Micron	100+mm	90mm	80mm	70mm	60mm	50mm	40mm	30mm	20mm	10mm
18.0			26311	26190	24554	23710				
18.5		24399	25167	25269	24501	23673	21130			
19.0			24061	23675	23230	21486	20143			
19.5		23315	23455	23094	22736	21659	19650			
20.0			22801	22434	21951	21283	19923			
20.5		22427	22557	22319	21765	20640	18910			
21.0			22242	22057	21622	20507	17274			
21.5			22056	22135	21684	20798	18812			
22.0			21938	21953	21124					
22.5			21735		21779					
23.0			21587							
23.5										
24.0										

\* Based on a minimum of 3 lots sold per category

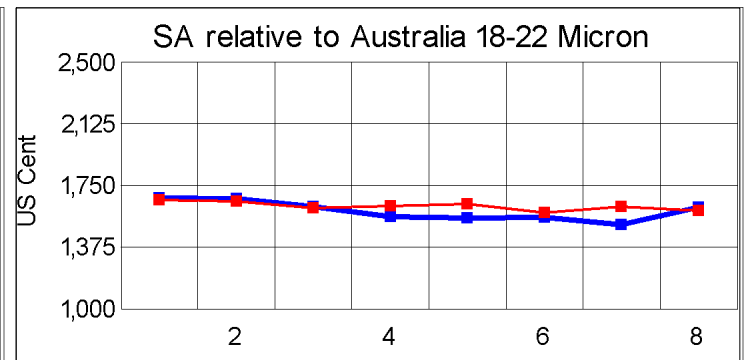
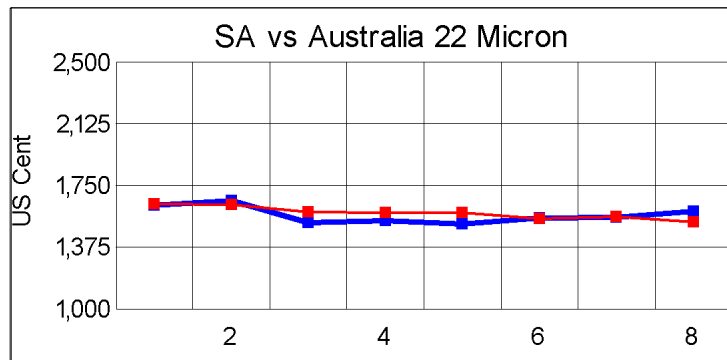
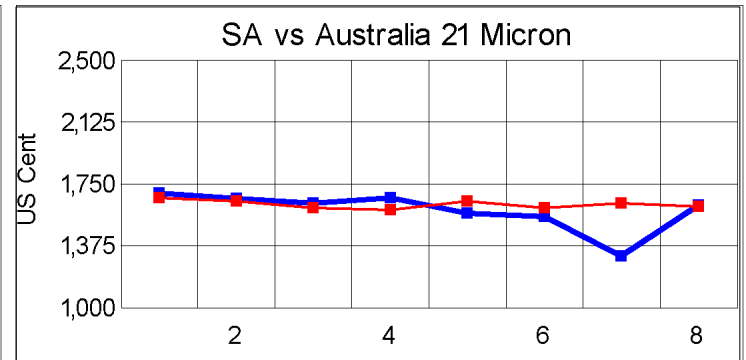
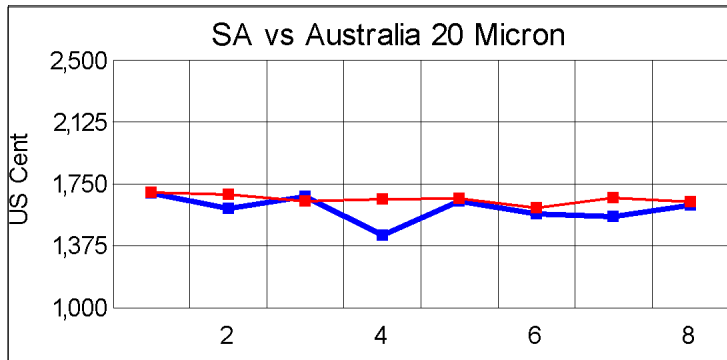
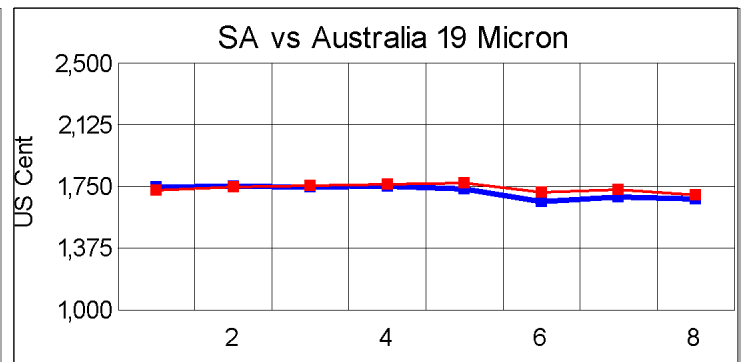
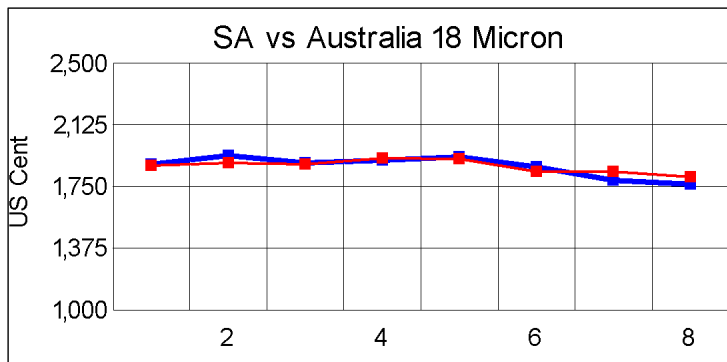
**Average Topmaking Styles (AWEX MF6)**

Micron	100+mm	90mm	80mm	70mm	60mm	50mm	40mm	30mm	20mm	10mm
18.0										
18.5										
19.0										
19.5			23024							
20.0										
20.5				22009						
21.0										
21.5										
22.0										
22.5										
23.0										
23.5										
24.0										

\* Based on a minimum of 3 lots sold per category

**Other Selected Types/Qualities**

	Long			Medium		
	19μ	20μ	21μ	19μ	20μ	21μ
<b>Good Quality</b>						
Lambswool	23656	22097		19142	19143	
Bellies	22386		19561	18319	20010	
Locks				20483	15288	
<b>Average Quality</b>						
Lambswool	22019	20439		17322	19907	16360
Bellies	22217	20539	19024	18798	18865	18016
Locks				14914	12370	11670
<b>Inferior Quality</b>						
Fleecewool	22160	20908	21061			
Lambswool	23132			20935		
Bellies	21703	19684		17980	17957	16852
Locks				8839	8849	



— SA in USc  
— Aus in USc

— SA in USc  
— Aus in USc

## Market Commentary

### WOOL MARKET 3,8% LOWER

Port Elizabeth - The wool market traded lower at this week's auction and the Cape Wools Merino Indicator decreased by 3,8% and by 892 points to close at a value of R223.24/kg (Clean). The Australian EMI lost 1,2% this week. The Cape Wools All Wool Indicator declined 3,9%.

The wool market declined this week due to lower market demand for both long and medium length, fine Merino Wool. Long wool prices reduced fairly equally across the micron groups whilst medium length wool also declined albeit with larger variations between its micron groups. A stronger Rand also negatively influenced pricing. 94% of a fair-sized offering was sold.

Modiano bought the most bales at the auction.

This week saw the Rand at R14,22 to the US Dollar and R16,42 to the Euro. The Rand was 2,7% stronger against the US Dollar and 2,2% stronger against the Euro, compared with the average rate at the previous sale. The offering comprised 8 038 bales of which 94,7% was sold. Major traders were Modiano (2 726), Tianyu SA (1 698), Standard Wool SA (1 683) and Stucken & Co (900).

The average clean prices for the selection within the different micron categories for good top-making (MF5), long fleeces were as follows: 18 microns decreased 4,4% to close at R257,58/kg; 18,5 microns moved 4,4% down to close at R251,84/kg; 19 microns lost 4,4% to close at R242,18/kg; 19,5 microns weakened by 4,1% to close at R241,25/kg; 20 microns was 4,1% weaker to close at R233,73/kg; 20,5 microns lost 3,9% to close at R230,26/kg; 21 microns lost 3,9% to close at R229,70/kg; 21,5 microns decreased by 3,9% to close at R220,44/kg; 22 microns decreased by 4,9% to close at 217,46/kg and 22,5 microns declined by 4,7% to close at R216,85/kg.

The next sale is scheduled for 24 October 2018 where approximately ±7 068 bales will be on sale.

\*The detailed Seasonal Receivals Declared Report can be viewed at [www.capewools.co.za](http://www.capewools.co.za)