

# National Weekly Wool Market Report

Season: 2013/2014

Sale Date: 6 may 2014



CAPE WOOLS SA

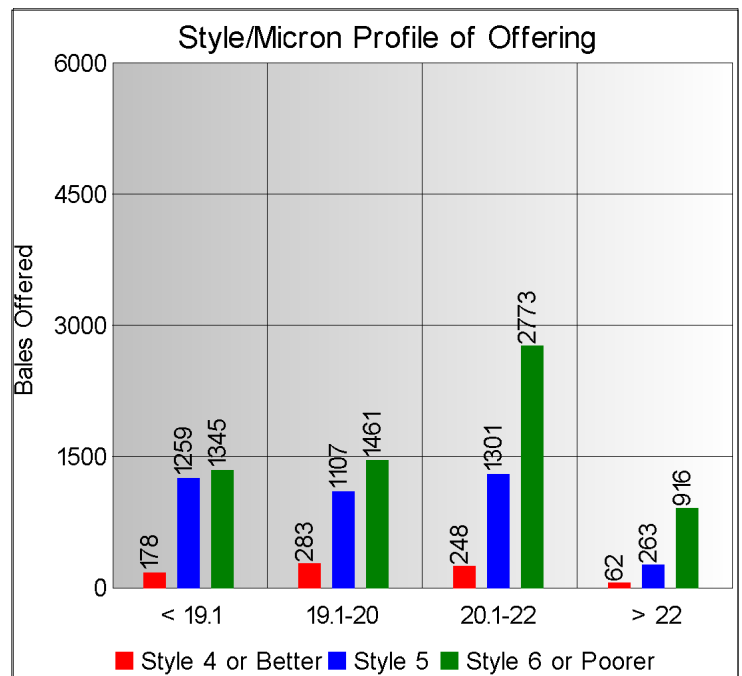
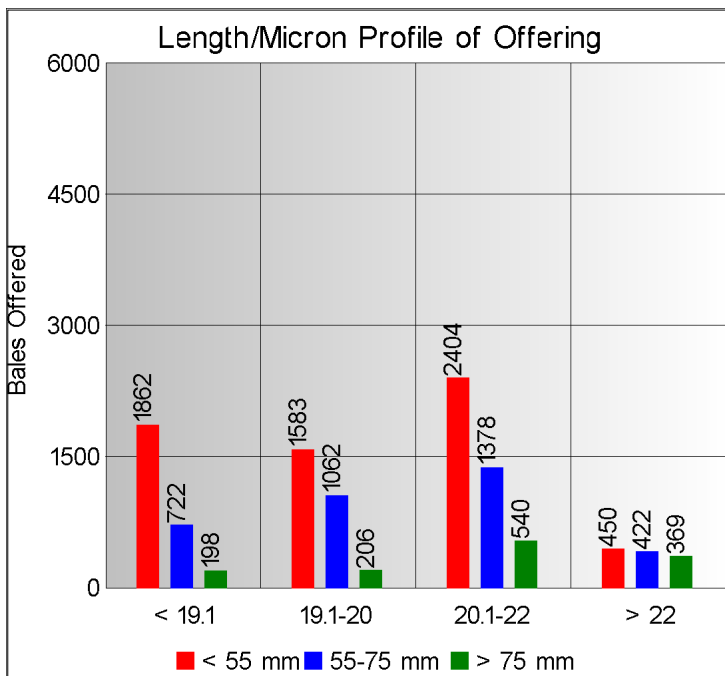
Tel: 27-41-4844301  
 Fax: 27-41-4846792  
 E-mail: stats@capewools.co.za  
 Website: www.capewools.co.za

Market Indicators				Buyers			
Indicator Unit	Current Sale	Last Sale	Change	Company	Bales Purchased This Week	% of Purchases	Total Bales Purchased This Season
SA c/kg	11643	11609	0.3%	Standard Wool SA	3215	28.7%	79660
Ave. to date (12/13)	11391	11382	0.1%	Stucken & Co	2516	22.5%	42056
Ave. to date (11/12)	10225			Lempriere SA	2102	18.8%	71239
US c/kg	1110	1098	1.1%	G Modiano SA	1373	12.3%	62466
Euro c/kg	798	794	0.4%	Segard Masurel SA	903	8.1%	16097
AWEX EMI	1056	1006	5.0%	Infinite Wool SA	649	5.8%	15630
Exchange Rates				H Dawson Sons & Co	117	1.1%	7617
Currency Unit	This Week	Previous Week	% Change	Chargeurs Wool SA	52	0.5%	3073
R/USD	10.4872	10.5685	0.8%	New England Wool SA			2172
R/Euro	14.5990	14.6189	0.1%				
R/AUD	9.7713	9.8032	0.3%				
USD/AUD	0.9321	0.9276	-0.5%				

## Analysis of Offerings by Broker This Week (Bales)

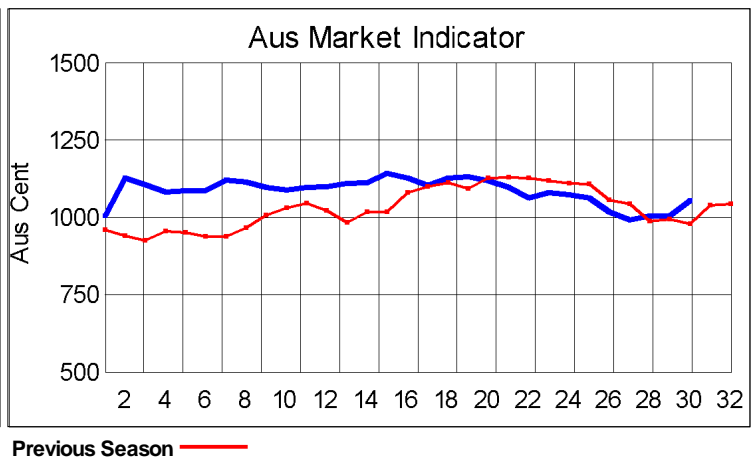
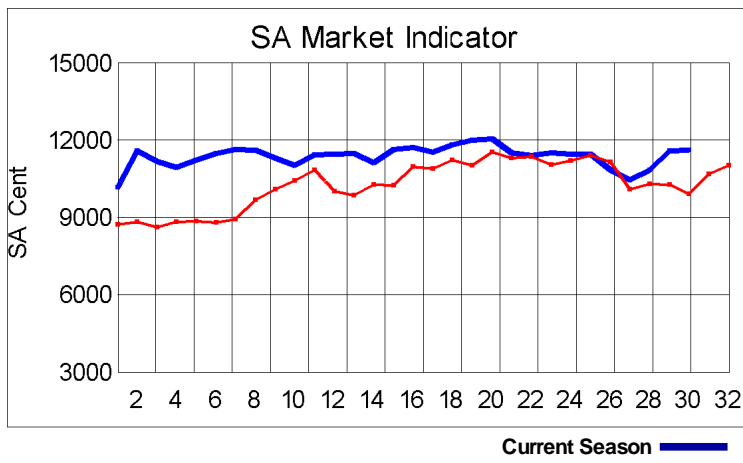
Broker	Merino Fleeces	Merino Bellies	Merino Lambs	Merino Backs	Merino Locks	* Other	Total	% Sold
BKB	2867	421	835	223	563	2045	6954	98.6%
CMW	1087	318	366	102	177	821	2871	94.6%
JLW	34	4	5	0	7	18	68	100.0%
MAS	347	33	91	18	57	263	809	98.5%
SBL	130	40	16	43	44	69	342	99.4%
VLW	67	12	19	4	10	40	152	98.0%
<b>Total</b>	<b>4532</b>	<b>828</b>	<b>1332</b>	<b>390</b>	<b>858</b>	<b>3256</b>	<b>11196</b>	<b>97.6%</b>

\* Crossbred types, Coarse and Coloured and Inferior



## Receipts 2012/2013 Season

Season to Date (Kg.) 48,266,397.7      Previous Season to Date 46,380,107.9      Percentage Change: 4.07%



Current Season — Previous Season

**Average Fleece Wool Prices (c/kg. clean)  
Spinners and Good Topmaking Styles (AWEX Types MF4 and MF5)**

Micron	100+mm	90mm	80mm	70mm	60mm	50mm	40mm	30mm	20mm	10mm
18.0				12489		11737				
18.5			12205	12211	11849	11562	10604			
19.0			12288	12124	11720	11351	10329			
19.5			12023	12019	11657	11040	10024	7960		
20.0			12008	11904	11626	11187	10041			
20.5		12094	12123	11957	11506	11032	9628			
21.0			12082	11866	11521	10408	9722			
21.5			11996	11940	11413	10767	9417			
22.0			11923	11636		9257				
22.5										
23.0										
23.5										
24.0										

\* Based on a minimum of 3 lots sold per category

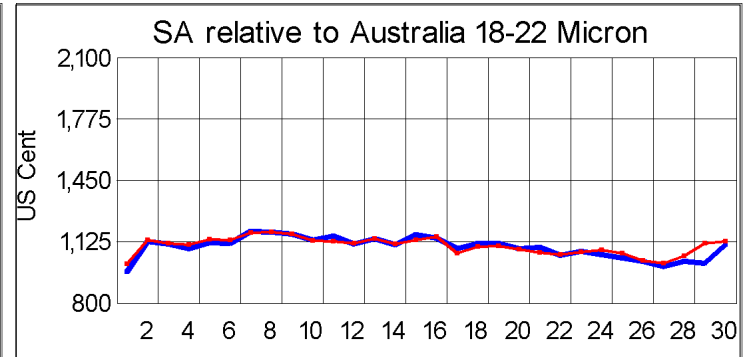
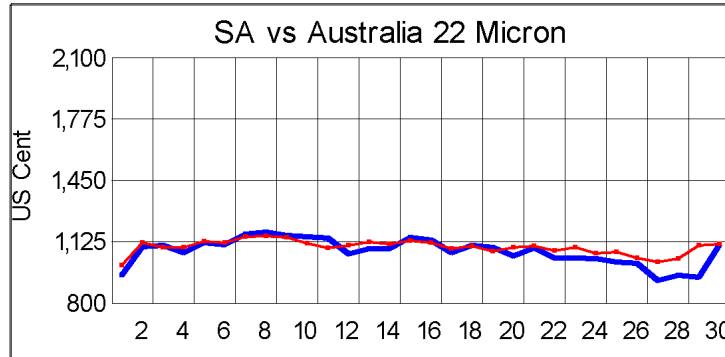
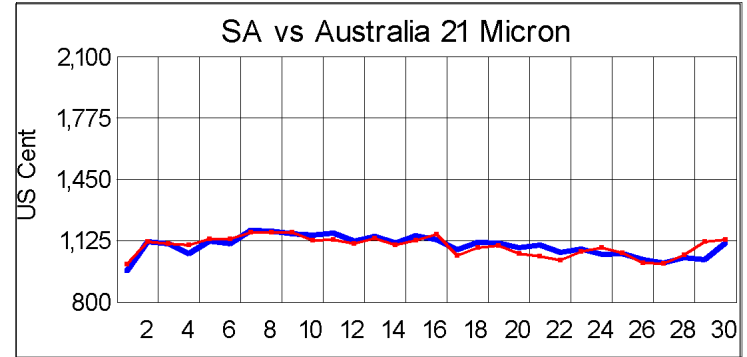
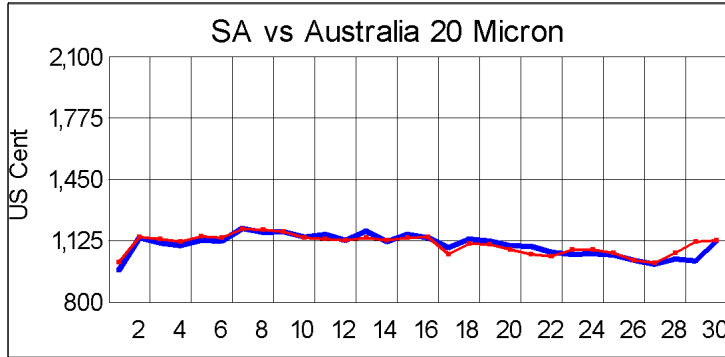
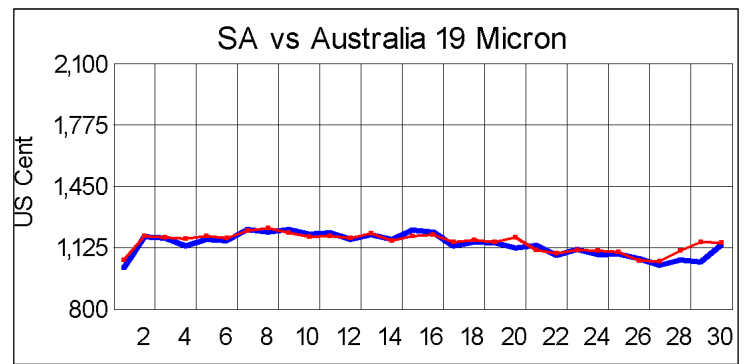
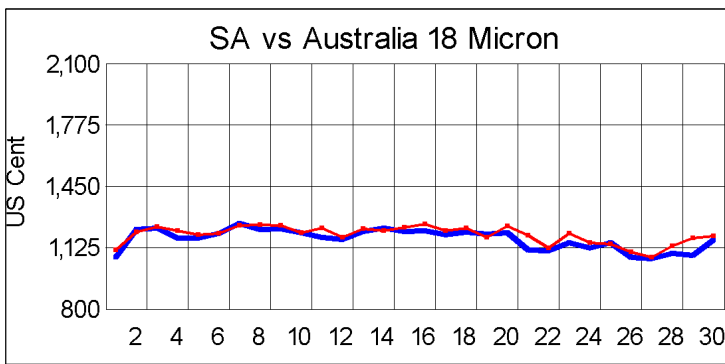
**Average Topmaking Styles (AWEX MF6)**

Micron	100+mm	90mm	80mm	70mm	60mm	50mm	40mm	30mm	20mm	10mm
18.0										
18.5							9576			
19.0						10936				
19.5										
20.0				11313	11370	10515				
20.5			11741	11361			8687	7882		
21.0				11025		10711	8187			
21.5			10717							
22.0										
22.5										
23.0										
23.5										
24.0										

\* Based on a minimum of 3 lots sold per category

**Other Selected Types/Qualities**

	Long			Medium		
	19μ	20μ	21μ	19μ	20μ	21μ
<b>Good Quality</b>						
Lambswool	11926	11837	11806	10761	10434	8581
Bellies				10597	10935	9424
Locks	9186			8572	8636	7850
<b>Average Quality</b>						
Lambswool	11718	11352	11173	9821	9058	8600
Bellies	10361	9910	10627	10226	9922	8879
Locks				8604	7852	7233
<b>Inferior Quality</b>						
Fleecewool	11187	11245	11106	10939	11020	10567
Lambswool	11510	10927		9616		
Bellies	11217			8826	8351	6283
Locks				7327	6995	7817



— SA in USc  
— Aus in USc

— SA in USc  
— Aus in USc

### Market Commentary

#### WOOL MARKET VIRTUALLY UNCHANGED

Port Elizabeth - The wool market put up a lacklustre performance this week with the Cape Wools Merino indicator gaining a mere 0,3% to close at R116,43/kg (clean). This is a 14,2% increase on the opening sale and is up 17,4% on the corresponding sale last year.

Traders report a reluctance from clients to buy at the current price levels, despite this, good quality long wool still performed relatively well.

The rand had little influence on the market and at R10,49 it was 0,8% stronger against the dollar compared with last week's average rate. At R14,60, it had gained 0,1% on average of its value against the euro.

A total of 11 196 bales were on offer, of which 98% was sold. Most active traders were Standard Wool SA (3 215), Stucken & Co (2 516), Lempriere SA (2 102) and G Modiano SA (1 373).

The average clean prices for the selection within the different categories good top -making (MF5), 70 -90mm and VM <=2% were as follows: 18 microns increased with 0,2% to close at R 124,70/kg, 18,5 microns weakened by 0,5% to R122,40/kg, 19 microns shedding 1,0% to close at R121,17/kg, 19,5 microns dropped with 1,2% to close at R119,82/kg, 20,5 microns lost 0,5% to close at R118,86/kg, 21 microns remained unchanged at R118,80/kg, 21,5 microns gained 1,8% to close at R118,70/kg and 22 microns also remained unchanged at R117,02/kg.

The next sale is scheduled for 21 May where approximately 6 000 bales will be on offer.