

# National Weekly Wool Market Report

Season: 2018/2019

Sale Date: 04 & 05 September 2018



CAPE WOOLS SA

Tel: 27-41-4844301  
 Fax: 27-41-4846792  
 E-mail: stats@capewools.co.za  
 Website: www.capewools.co.za

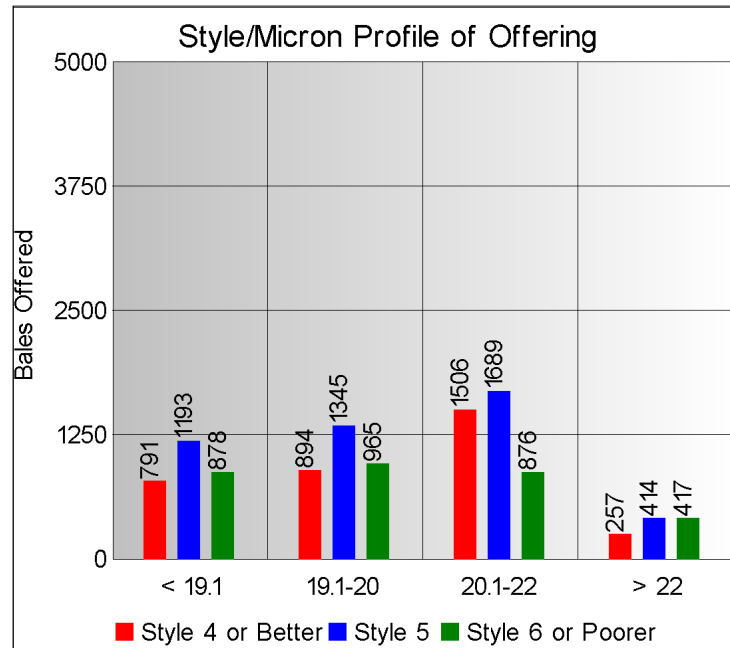
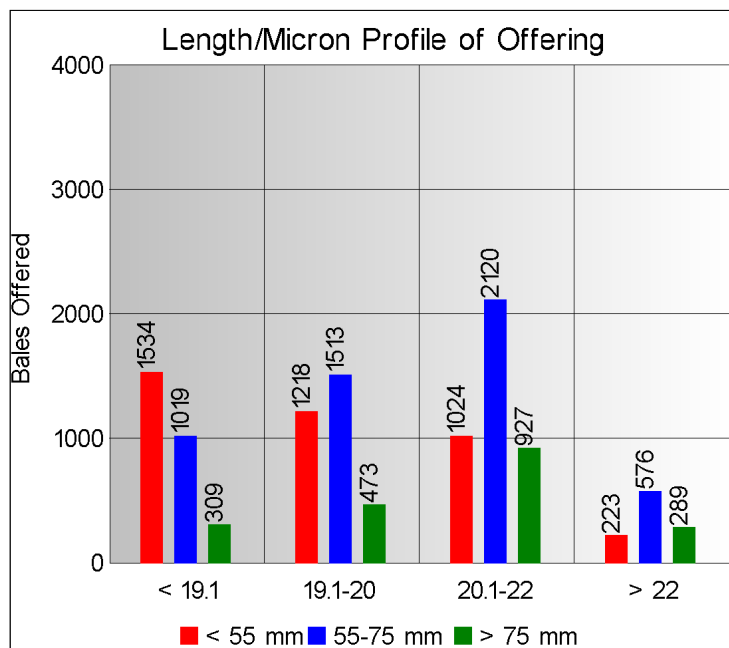
SA Merino Indicator				Buyers			
Indicator Unit	Current Sale	Last Sale	Change	Company	Bales Purchased This Week	% of Purchases	Total Bales Purchased This Season
# SA c/kg	25382	23809	6.6%	G Modiano SA	4145	36.9%	10732
Ave. to date (18/19)	24340	23819	2.2%	Standard Wool SA	2279	20.3%	8684
Ave. to date (17/18)	17936			Tianyu SA	1776	15.8%	3912
US c/kg	1637	1656	-1.2%	Lempriere SA	1303	11.6%	3897
Euro c/kg	1413	1430	-1.2%	Stucken & Co	1283	11.4%	3225
AWEX EMI	2101	2068	1.6%	Segard Masurel SA	264	2.4%	1021
Exchange Rates				New England Wool SA	70	0.6%	264
Currency Unit	This Week	Previous Week	% Change	H Dawson Sons & Co			
R/USD	15.5077	14.3760	-7.9%				
R/Euro	17.9673	16.6555	-7.9%				
R/AUD	11.1258	10.5634	-5.3%				
USD/AUD	0.7173	0.7345	2.3%				

## Analysis of Offerings by Broker This Week (Bales)

Broker	Merino Fleeces	Merino Bellies	Merino Lambs	Merino Backs	Merino Locks	* Other	Total	% Sold
BKB	3678	646	494	0	525	1021	6364	99.0%
CMW	1520	220	345	141	171	408	2805	98.7%
JLW	144	19	36	0	14	17	230	100.0%
MAS	148	21	20	0	17	36	242	100.0%
QWB	409	53	77	0	51	121	711	99.6%
SBL	333	27	26	0	37	110	533	100.0%
VLW	195	27	32	0	37	49	340	100.0%
<b>Total</b>	<b>6427</b>	<b>1013</b>	<b>1030</b>	<b>141</b>	<b>852</b>	<b>1762</b>	<b>11225</b>	<b>99.1%</b>

# SA Merino Indicator includes Merino types comparable to international indicators.  
 ## Cape Wools All Wool Indicator, includes all white wool sold at auction.

\* crossbred, coarse and coloured, inferior



## \* Seasonal Receipts Declared

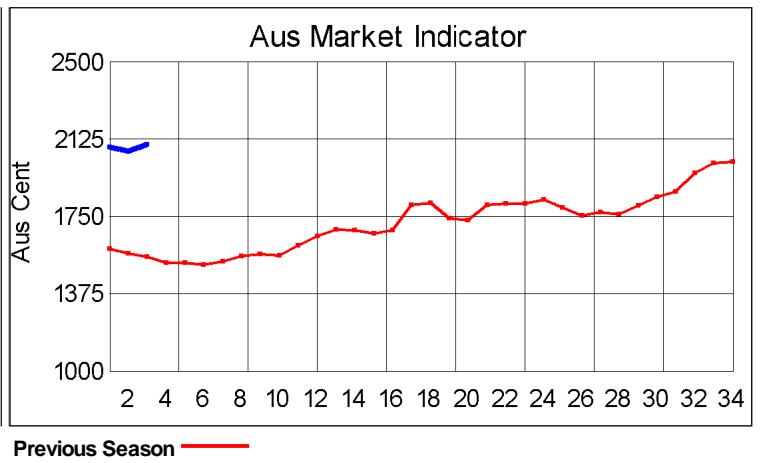
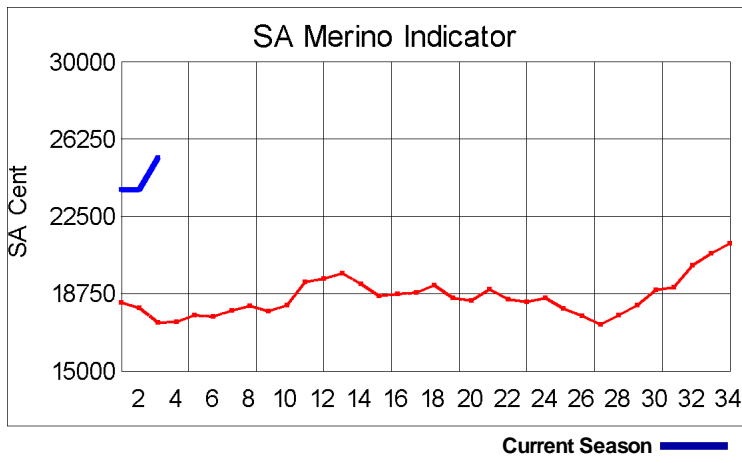
2018/19 Declared Receipts : 12 August 2018

4,155,630.3

2018/19 Declared Receipts : 02 September 2018

6,454,645.6

Percentage Change (Year-on-Year) : -0.30



Current Season — Previous Season —

**Average Fleece Wool Prices (c/kg. clean)  
Spinners and Good Topmaking Styles (AWEX Types MF4 and MF5)**

Micron	100+mm	90mm	80mm	70mm	60mm	50mm	40mm	30mm	20mm	10mm
18.0			29873	29264	28164	26864	26160			
18.5			28795	27648	27170	26325	23658			
19.0			27901	27408	26287	24705	24309	22168		
19.5			26770	26501	25998	24835	23758			
20.0		26120	25820	25674	25200	23853	22230			
20.5			25416	25142	24582	23234	21872			
21.0			25173	24979	24084	23086	22019			
21.5		24729	25002	24993	22706	22136	19467			
22.0			25028	24760	24386	21613				
22.5				25014	23392	22424	18463			
23.0				24574						
23.5				23407	20947					
24.0										

\* Based on a minimum of 3 lots sold per category

**Average Topmaking Styles (AWEX MF6)**

Micron	100+mm	90mm	80mm	70mm	60mm	50mm	40mm	30mm	20mm	10mm
18.0										
18.5										
19.0										
19.5					24689					
20.0										
20.5										
21.0				24464	22904					
21.5										
22.0				23866						
22.5										
23.0										
23.5										
24.0										

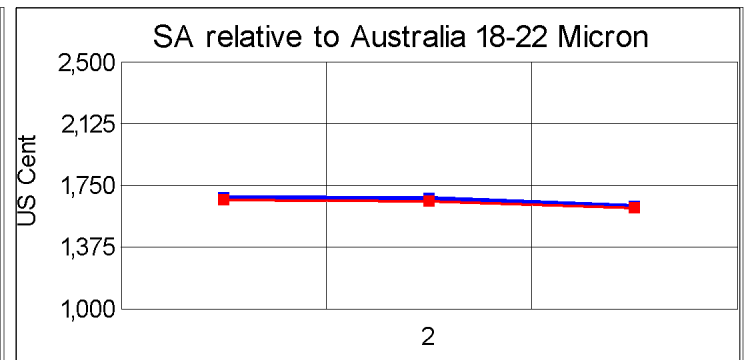
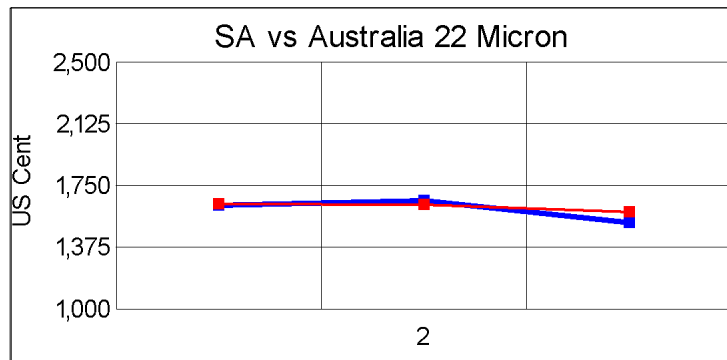
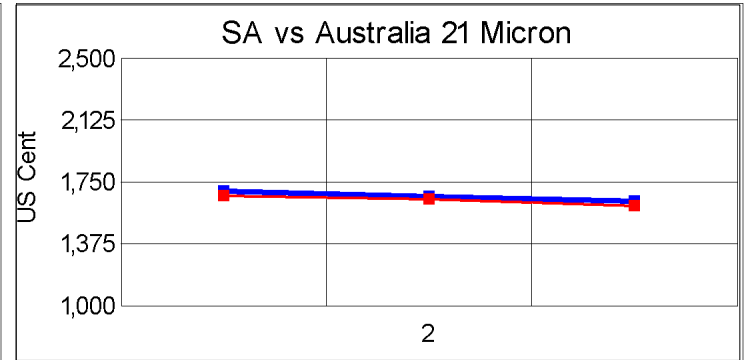
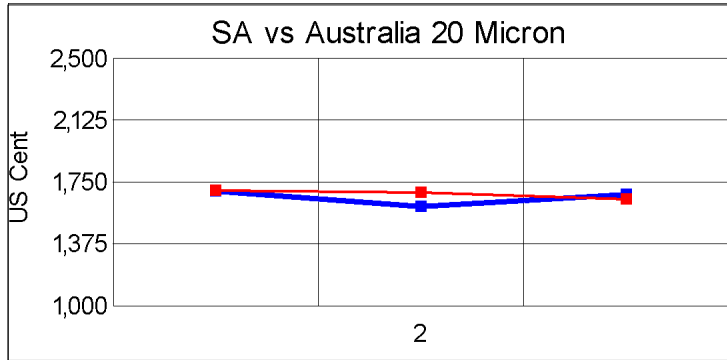
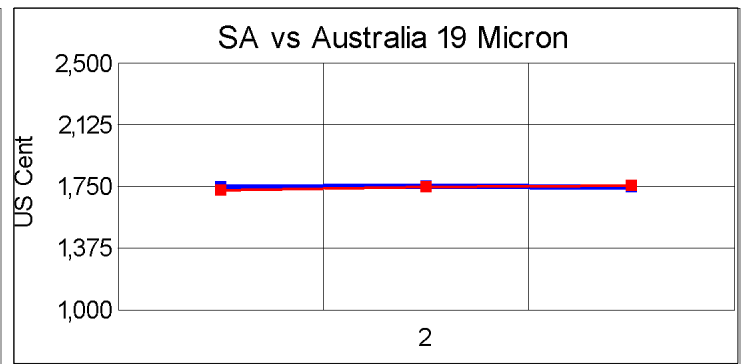
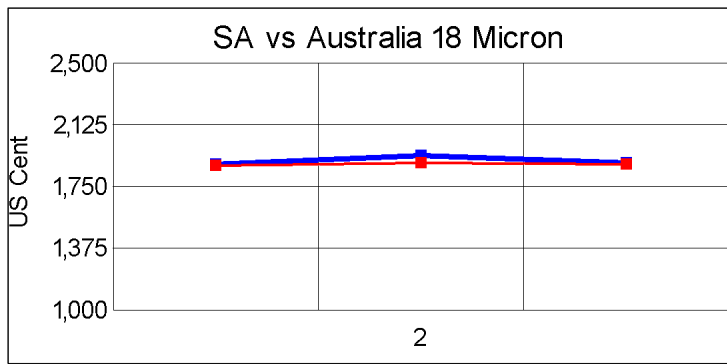
\* Based on a minimum of 3 lots sold per category

**Other Selected Types/Qualities**

Long

Medium

	19μ	20μ	21μ	19μ	20μ	21μ
<b>Good Quality</b>						
Lambswool	27231	25597	25074	24726	23397	
Bellies	25233	24298	23719	22667	20594	20869
Locks				19642	19488	17646
<b>Average Quality</b>						
Lambswool	26958	24411	23505	23803	22405	
Bellies	25207	25249	23554	21914	21133	19618
Locks				18517	17249	15764
<b>Inferior Quality</b>						
Fleecewool	25272	24198	23498		22989	21514
Lambswool	24907	25281		22355	20734	
Bellies	23960	23770	20560	20807	20656	20033
Locks				14654	15208	9152



— SA in USc  
— Aus in USc

— SA in USc  
— Aus in USc

## Market Commentary

### WOOL MARKET 6,6% HIGHER

Port Elizabeth - The wool market again traded higher at this week's auction and the Cape Wools Merino Indicator increased by 6,6% and by 1573 points to close at a value of R253,82 (Clean). The Australian EMI gained 1,6% this week. The Cape Wools All Wool Indicator gained 6,6%.

The wool market delivered excellent returns primarily due to the weakening Rand and supported by the continued excellent demand for good quality long and fine Merino wool. Prices increased across the board with the fine to coarser ends benefitting. Buyers paid record level prices for a third consecutive auction.

This week saw the Rand at R15,51 to the US Dollar and R17,97 to the Euro. The Rand was 7,9% weaker against the US Dollar and 7,9% weaker against the Euro, compared with the average rate at the previous sale. The offering comprised of 11 225 bales of which 99,1% was sold. Major traders were Modiano (4 145), Standard Wool SA (2 279), Tianyu SA (1 776) and Lempriere SA (1 303).

The average clean prices for the selection within the different micron categories for good top-making (MF5), long fleeces were as follows: 18,0 microns increased 7,3% to close at R292,63/kg; 18,5 microns moved 6,1% up to close at R276,69/kg; 19 microns gained 8,4% to close at R272,46/kg; 19,5 microns strengthened by 7,2% to close at R262,41/kg; 20 microns was 5,1% stronger to close at R255,51/kg; 20,5 microns won 4,8% to close at R250,22/kg; 21,0 microns recovered 5,0% to close at R248,99/kg; 21,5 microns improved by 3,8% to close at R243,72/kg; 22 microns increased 5,1% to close at 247,10/kg and 22,5 microns increased by 7,4% to close at R251,46/kg.

The next sale is scheduled for 19 September 2018.

\*The detailed Seasonal Receipts Declared Report can be viewed at [www.capewools.co.za](http://www.capewools.co.za)