

National Weekly Wool Market Report

Season: 2013/2014

Sale Date: 22&23 April 2014



CAPE WOOLS SA

Tel: 27-41-4844301

Fax: 27-41-4846792

E-mail: stats@capewools.co.za

Website: www.capewools.co.za

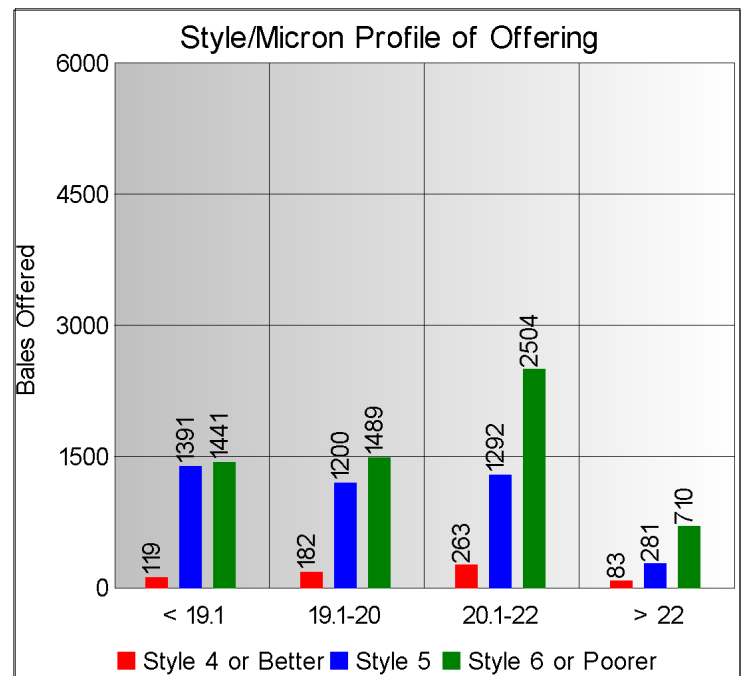
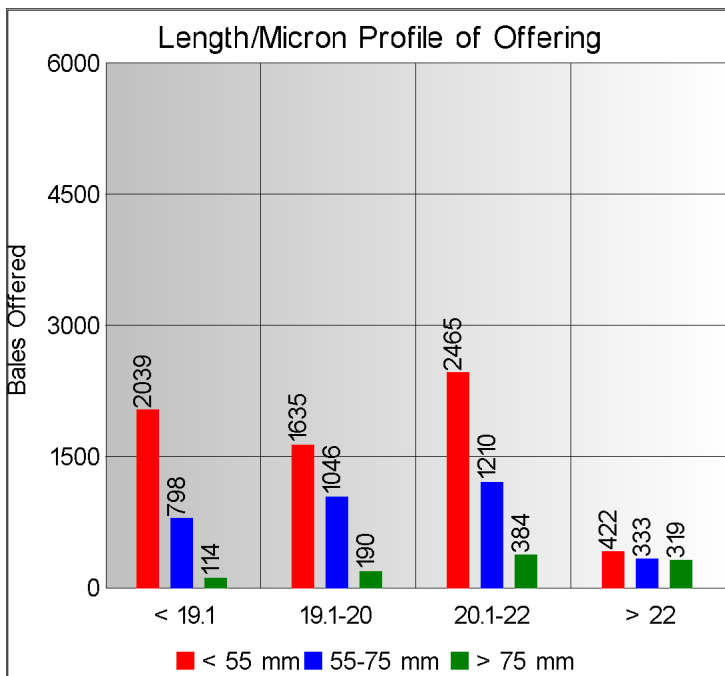
Market Indicators				Buyers			
Indicator Unit	Current Sale	Last Sale	Change	Company	Bales Purchased This Week	% of Purchases	Total Bales Purchased This Season
SA c/kg	11609	10870	6.8%	Standard Wool SA	3808	34.8%	76436
Ave. to date (12/13)	11382	11374	0.1%	Lempriere SA	2889	26.4%	68909
Ave. to date (11/12)	10235			G Modiano SA	1787	16.3%	61088
US c/kg	1098	1045	5.1%	Infinite Wool SA	656	6.0%	14936
Euro c/kg	794	758	4.8%	Segard Masurel SA	548	5.0%	15191
AWEX EMI	1006	1006	0.0%	Stucken & Co	455	4.2%	39536
				H Dawson Sons & Co	399	3.6%	7500
				Chargeurs Wool SA	35	0.3%	3021
				New England Wool SA			2172

Exchange Rates			
Currency Unit	This Week	Previous Week	% Change
R/USD	10.5685	10.3990	-1.6%
R/Euro	14.6189	14.3426	-1.9%
R/AUD	9.8032	9.7466	-0.6%
USD/AUD	0.9276	0.9373	1.0%

Analysis of Offerings by Broker This Week (Bales)

Broker	Merino Fleeces	Merino Bellies	Merino Lambs	Merino Backs	Merino Locks	* Other	Total	% Sold
BKB	2912	525	543	392	556	1310	6238	97.1%
CMW	1467	270	357	188	317	787	3386	95.0%
JLW	67	11	7	4	9	14	112	100.0%
MAS	303	40	86	5	79	240	753	97.2%
SBL	171	28	30	5	29	44	307	99.0%
VLW	94	15	20	7	9	14	159	98.1%
Total	5014	889	1043	601	999	2409	10955	96.6%

* Crossbred types, Coarse and Coloured and Inferior



Receipts 2012/2013 Season

Season to Date (Kg.)

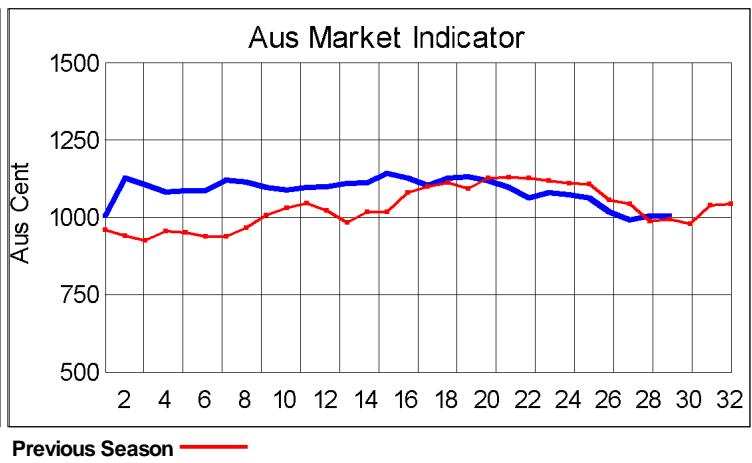
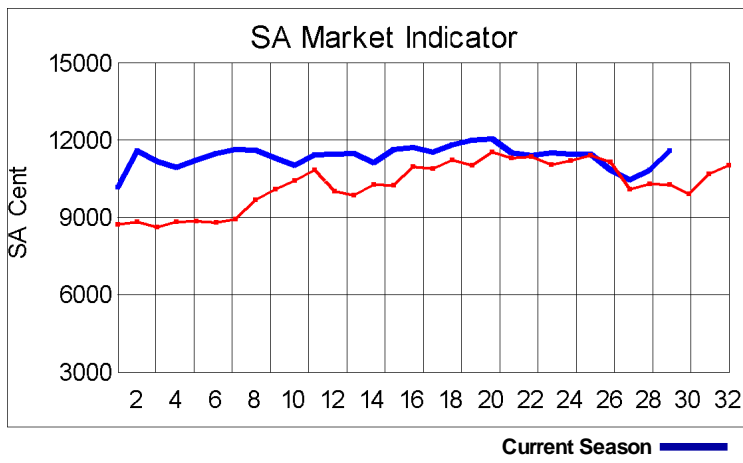
47,108,773.9

Previous Season to Date

44,788,985.8

Percentage Change:

5.18%



Current Season — Previous Season

**Average Fleece Wool Prices (c/kg. clean)
Spinners and Good Topmaking Styles (AWEX Types MF4 and MF5)**

Micron	100+mm	90mm	80mm	70mm	60mm	50mm	40mm	30mm	20mm	10mm
18.0			12506	12363	11927	11538	11124			
18.5			12493	12412	12094	11205	10599			
19.0			12553	11909	11672	10785	10237	7996		
19.5			12301	12139	11554	11060	9868			
20.0		11954	11895	12002	11581	10967	9869			
20.5		11903	12125	11946	11346	10930	9308			
21.0			11964	11767	11551	10772	9337			
21.5				11822		10652	8582			
22.0		11752				9950				
22.5										
23.0										
23.5										
24.0										

* Based on a minimum of 3 lots sold per category

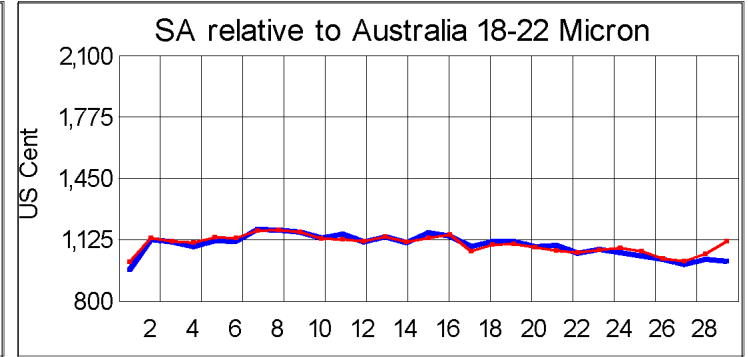
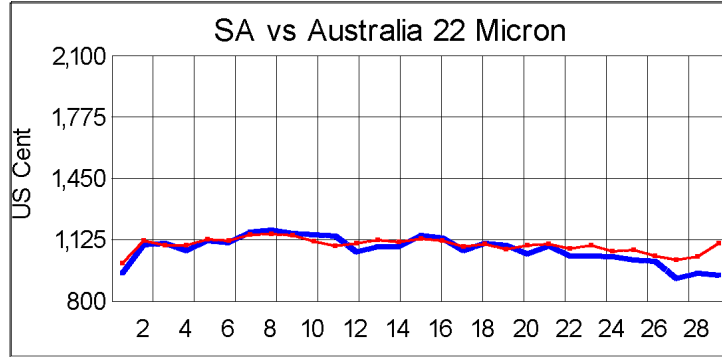
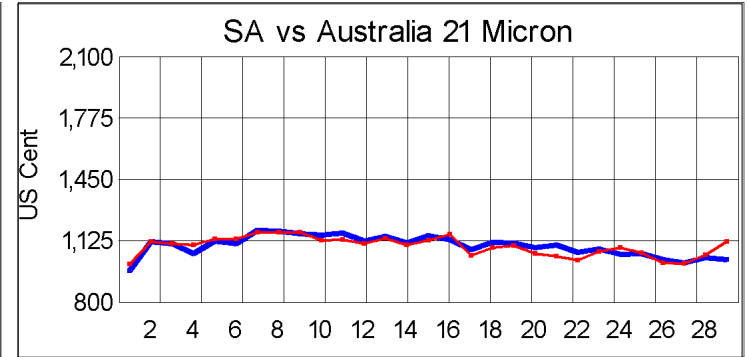
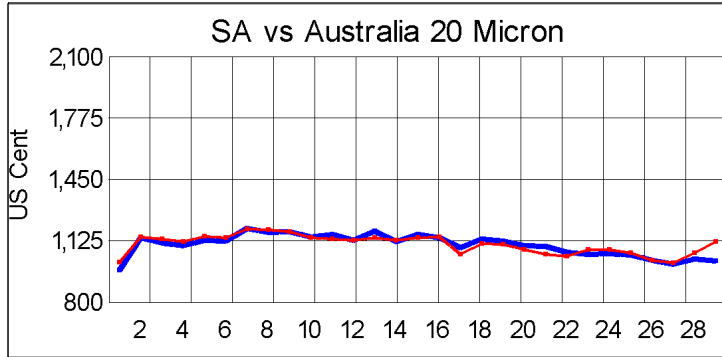
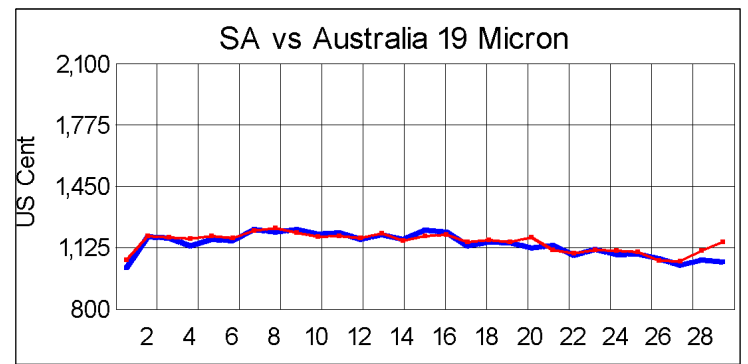
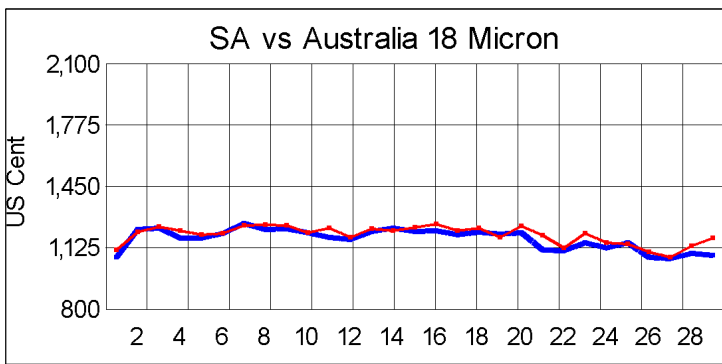
Average Topmaking Styles (AWEX MF6)

Micron	100+mm	90mm	80mm	70mm	60mm	50mm	40mm	30mm	20mm	10mm
18.0										
18.5										
19.0						9986				
19.5						11263	9571	7936		
20.0					10807					
20.5							8738	7325		
21.0						9767				
21.5							8194			
22.0										
22.5										
23.0										
23.5										
24.0										

* Based on a minimum of 3 lots sold per category

Other Selected Types/Qualities

	Long			Medium		
	19μ	20μ	21μ	19μ	20μ	21μ
Good Quality						
Lambswool	12087	10838		10445	9875	10013
Bellies				11502		
Locks				8896	7804	
Average Quality						
Lambswool	9025	10748		9489	8636	9531
Bellies	10444	10379		9813	9803	7577
Locks	7996			8373	6520	6430
Inferior Quality						
Fleecewool	11663	11415	11483	10192	10504	10159
Lambswool	11213			9300		
Bellies		8939		9232	7554	7415
Locks	6927			6742	6384	6176



— SA in USc
— Aus in USc

— SA in USc
— Aus in USc

Market Commentary

ANOTHER RISE IN WOOL PRICES

Port Elizabeth - The wool market continued its gains at this week's sale and the Cape Wools Merino indicator gained another 6,8% to close at R116,09/kg (clean). This represents an increase of 13,9% on the opening sale and is also 12,9% higher than at the corresponding sale previous season.

Traders attribute this increase to the current shortage of good quality long wool and the corresponding strong international demand.

The weaker Rand provided further support to the market. The currency depreciated by 1,6% against the US dollar and was trading at R 10,57. It was also 1,9% weaker against the euro at R14,62.

It was a fairly large sale of decent quality and was characterised by a slightly higher percentage of shorter wool offered. A total of 10 955 bales were on offer of which 97% was sold.

Major buyers were Standard Wool SA (3 808), Lempriere SA (2 889) and G Modiano SA (1 787).

Prices rose across all long fleece wool micron categories, with the biggest increase in the 19,5 micron to 22 micron categories, which strengthened by around 7% and more.

The average clean prices for the selection within the different categories good top-making (MF5), 70-90mm and VM <=2% were as follows: 18 microns were up by 5,1% to close at R124,46/kg, 18,5 microns strengthened by 5,9% to R123,06/kg, 19 microns gained 5,9% to close at R122,44/kg, 19,5 microns rose with 7,1% to close at R121,29/kg, 20 microns gained 7,1% to close at R118,57/kg, 20,5 microns increased with 10,3% to close at R118,57/kg, 21 microns gained 8,7% to close at R118,78/kg, 21,5 microns increased with 7,6% to close at R116,56/kg and 22 microns strengthened by 8,3% to R116,56/kg.

Approximately 10 500 bales will be on offer at the next sale rescheduled for the 6 May 2014 due to the elections.