

National Weekly Wool Market Report

Season: 2013/2014

Sale Date: 8&9 April 2014



CAPE WOOLS SA

Tel: 27-41-4844301

Fax: 27-41-4846792

E-mail: stats@capewools.co.za

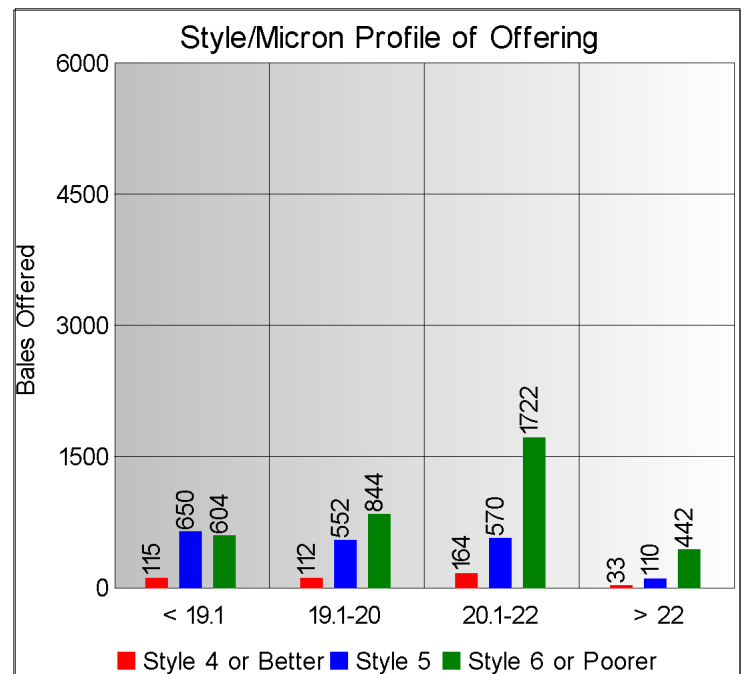
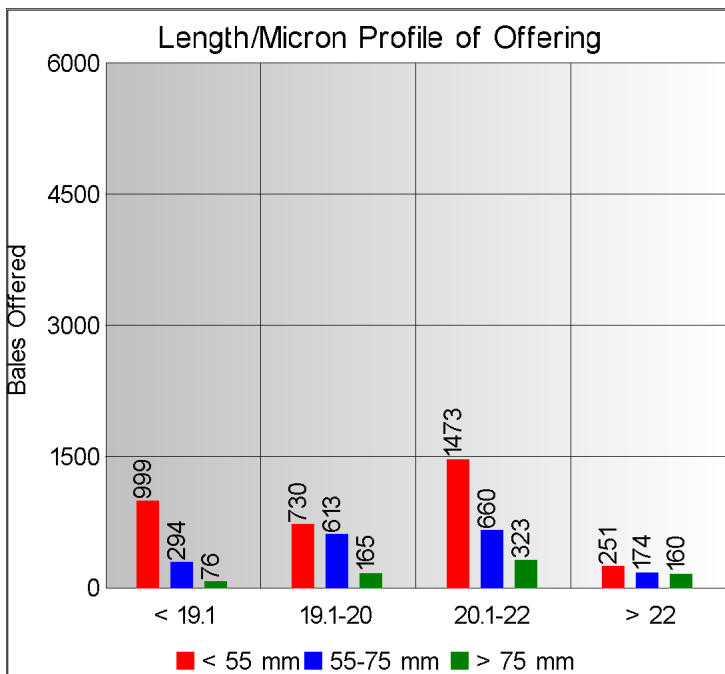
Website: www.capewools.co.za

Market Indicators				Buyers			
Indicator Unit	Current Sale	Last Sale	Change	Company	Bales Purchased This Week	% of Purchases	Total Bales Purchased This Season
SA c/kg	10870	10473	3.8%	Standard Wool SA	1643	27.8%	72628
Ave. to date (12/13)	11374	11393	-0.2%	Lempriere SA	1574	26.6%	66020
Ave. to date (11/12)	10233			Stucken & Co	1063	18.0%	39081
US c/kg	1045	990	5.6%	G Modiano SA	406	6.9%	59301
Euro c/kg	758	717	5.7%	Segard Masurel SA	400	6.8%	14643
AWEX EMI	1006	993	1.3%	H Dawson Sons & Co	308	5.2%	7101
Exchange Rates				Infinite Wool SA	219	3.7%	14280
Currency Unit	This Week	Previous Week	% Change	Chargeurs Wool SA	126	2.1%	2986
R/USD	10.3990	10.5793	1.7%	New England Wool SA	25	0.4%	2172
R/Euro	14.3426	14.5992	1.8%				
R/AUD	9.7466	9.7767	0.3%				
USD/AUD	0.9373	0.9240	-1.4%				

Analysis of Offerings by Broker This Week (Bales)

Broker	Merino Fleeces	Merino Bellies	Merino Lambs	Merino Backs	Merino Locks	* Other	Total	% Sold
BKB	1118	247	255	117	296	1103	3136	97.0%
CMW	617	109	208	68	161	433	1596	96.6%
JLW	65	11	6	2	7	19	110	100.0%
MAS	396	41	116	24	71	222	870	99.9%
SBL	39	20	12	2	26	16	115	97.4%
VLW	57	4	7	1	5	17	91	100.0%
Total	2292	432	604	214	566	1810	5918	97.4%

* Crossbred types, Coarse and Coloured and Inferior



Receipts 2012/2013 Season

Season to Date (Kg.)

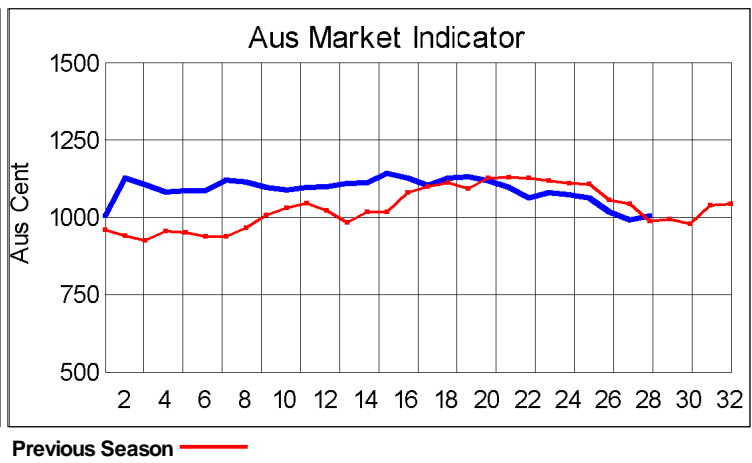
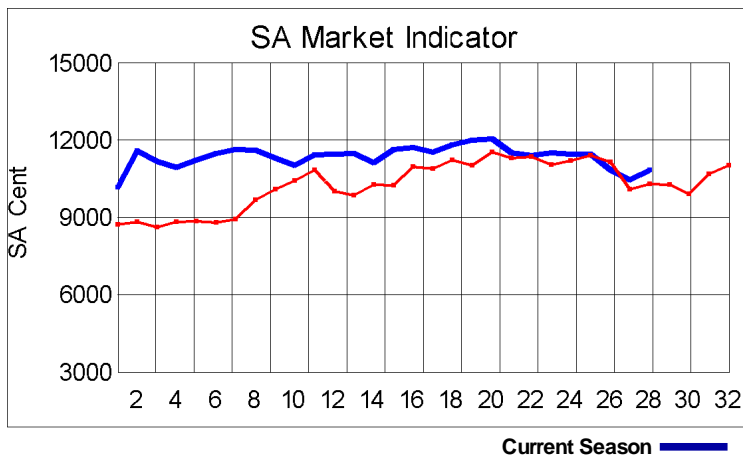
46,034,942.7

Previous Season to Date

43,596,436.8

Percentage Change:

5.59%



Current Season — Previous Season

**Average Fleece Wool Prices (c/kg. clean)
Spinners and Good Topmaking Styles (AWEX Types MF4 and MF5)**

Micron	100+mm	90mm	80mm	70mm	60mm	50mm	40mm	30mm	20mm	10mm
18.0										
18.5				11614		10810	10632			
19.0			11652	11441	10945	10605	10155			
19.5			11357	11227	10815	10347	10004			
20.0		11325	11009	10989	10828	10288	9578			
20.5		10878	11194	10900	10675	10347	9495			
21.0			11033	10934		10237	9037			
21.5			11057	10813	10621	10062				
22.0										
22.5										
23.0										
23.5										
24.0										

* Based on a minimum of 3 lots sold per category

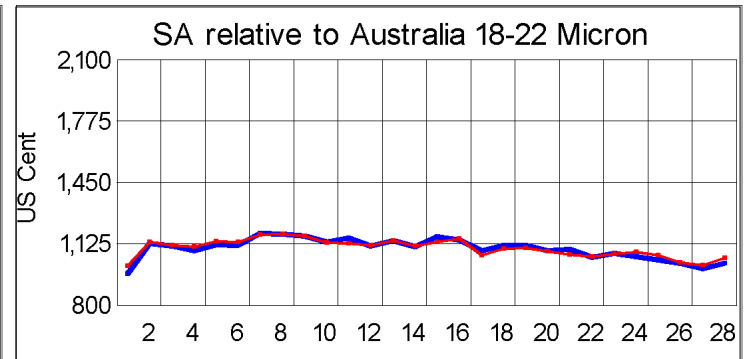
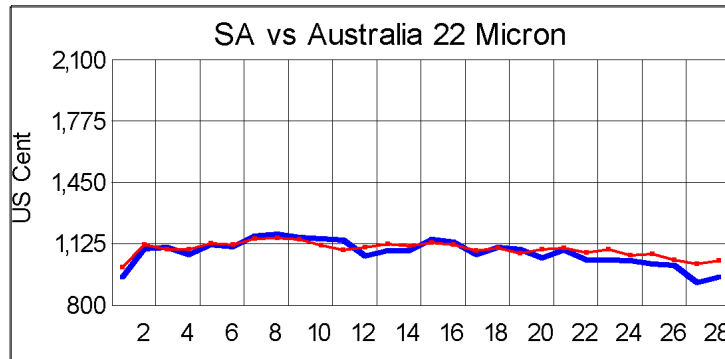
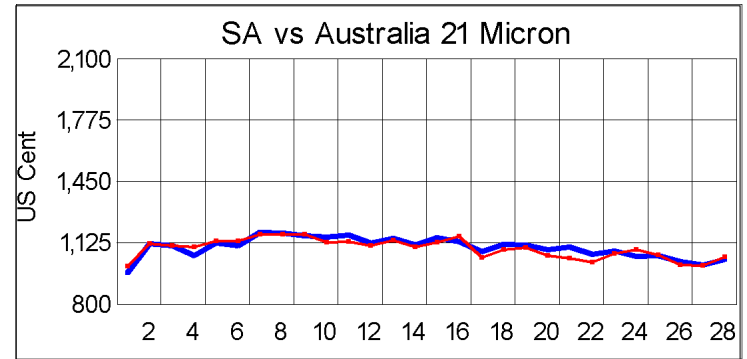
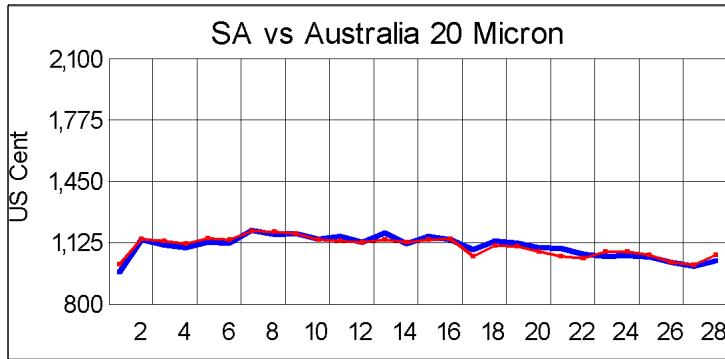
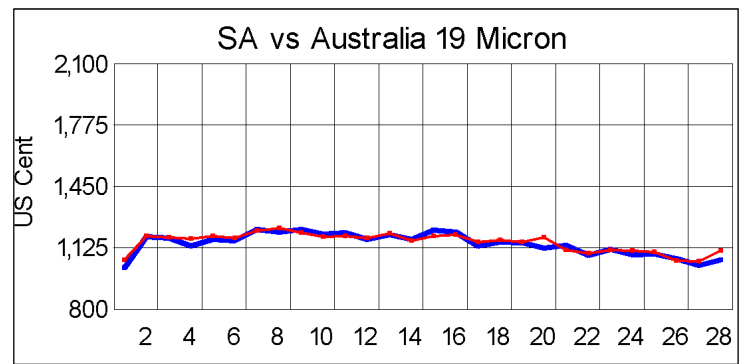
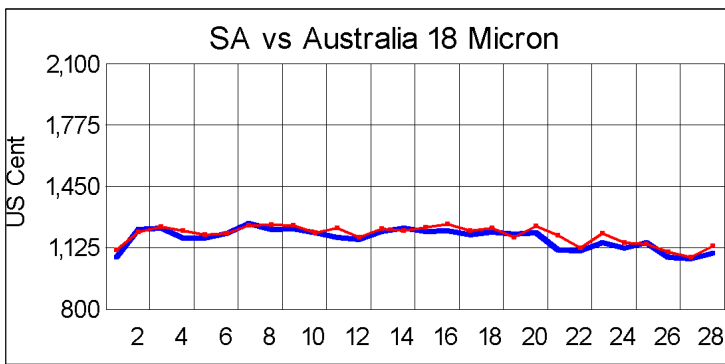
Average Topmaking Styles (AWEX MF6)

Micron	100+mm	90mm	80mm	70mm	60mm	50mm	40mm	30mm	20mm	10mm
18.0										
18.5										
19.0										
19.5										
20.0										
20.5							9028			
21.0										
21.5										
22.0							8151			
22.5										
23.0										
23.5										
24.0										

* Based on a minimum of 3 lots sold per category

Other Selected Types/Qualities

	Long			Medium		
Good Quality	19μ	20μ	21μ	19μ	20μ	21μ
Lambswool	11248	10858		10332	9712	9392
Bellies				10900		
Locks				8335	7575	
Average Quality						
Lambswool	9967	9233	9939	8228	10531	
Bellies	10426	9191	9263	8721	7896	7903
Locks				8258	7587	6850
Inferior Quality						
Fleecewool	10510	10079	10329	9129	10180	9797
Lambswool		10680	10680	9147		9005
Bellies				7680	7156	7052
Locks				7119	6594	6277



— SA in USc
— Aus in USc

— SA in USc
— Aus in USc

Market Commentary

WOOL MARKET DEARER

Port Elizabeth - The wool market was dearer at this week's sale despite a stronger currency and the Cape Wool Merino indicator gained 3,8% to close at R108,70/kg (clean). This is 6,6% higher compared to the opening sale of this season and 5,3% higher compared to the corresponding sale of the previous season.

The local market strengthened in line with the overall trend which prevailed on international markets. The Australian market also improved with their indicator rising by 1,3% this week. There was brisk competition for good quality long fleece wools due to a rather small and inferior offering this week.

The rand on the day traded 1,7% stronger at R10,40 against the US dollar, compared with last week's average rate and gained 1,8% against the euro at R14,34. A total of 5 918 bales were on offer of which 97% was sold. Major buyers were Standard Wool (1 643), Lempriere (1 574) and Stucken & Co (1 063).

The average clean prices for the selection within the different categories good top -making (MF5), 70-90mm and VM <=2% were as follows: 18 microns were up by 3,9% to close at R118,39/kg, 18,5 microns strengthened by 2,8% to R116,15/kg, 19 microns increased with 3,7% to close at R115,57/kg, 19,5 microns rose with 5,4% to close at R113,30/kg, 20 microns gained 3,7% to close at R110,69/kg, 20,5 microns increased with 2,4% to close at R108,39/kg, 21,5 microns gained 1,3% to close at R108,32/kg and 22 microns strengthened by 0,2% to R108,09/kg.

No sale has been scheduled for next week. Sales will resume on the 23 April when approximately 11 000 bales will come under the