

National Weekly Wool Market Report

Season: 2017/2018

Sale Date: 14 March 2018



CAPE WOOLS SA

Tel: 27-41-4844301
 Fax: 27-41-4846792
 E-mail: stats@capewools.co.za
 Website: www.capewools.co.za

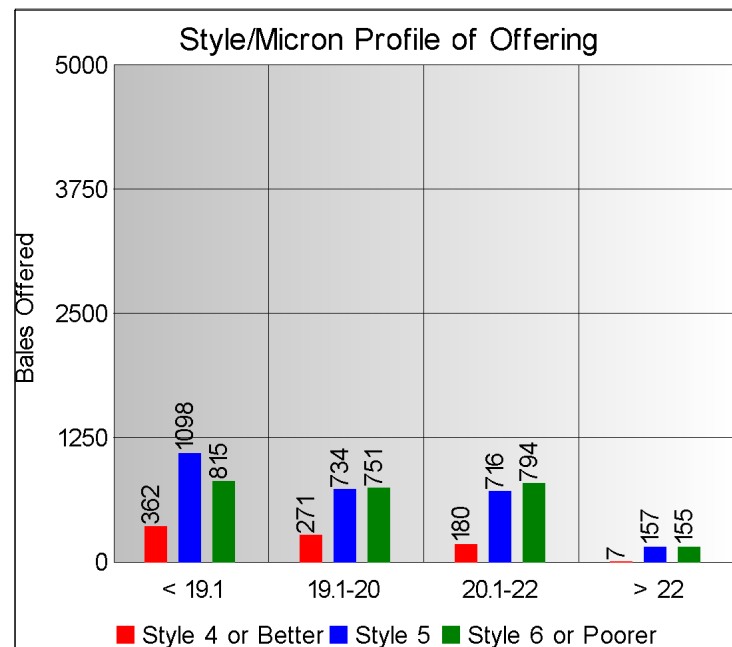
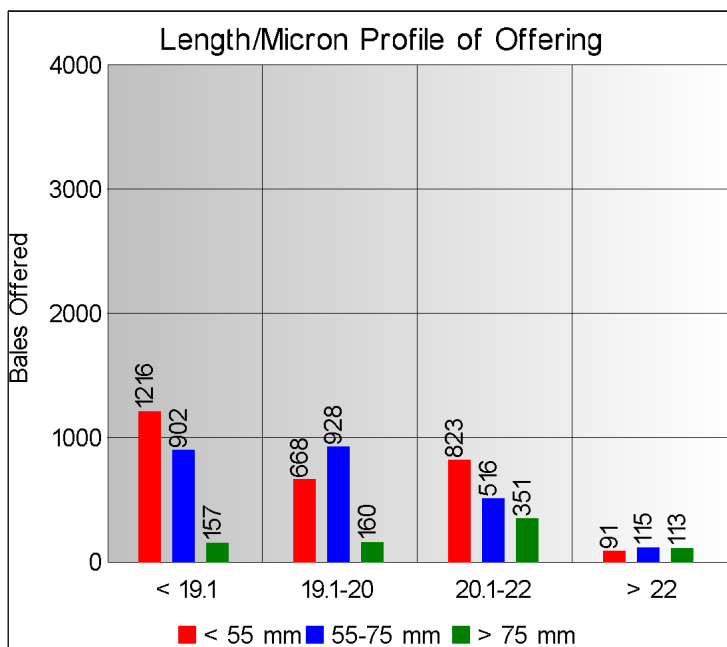
SA Merino Indicator				Buyers			
Indicator Unit	Current Sale	Last Sale	Change	Company	Bales Purchased This Week	% of Purchases	Total Bales Purchased This Season
# SA c/kg	17702	18043	-1.9%	G Modiano SA	2014	33.3%	71806
Ave. to date (16/17)	18433	18462	-0.2%	Standard Wool SA	1362	22.6%	61121
Ave. to date (15/16)	15415			Tianyu SA	1036	17.2%	43252
US c/kg	1505	1523	-1.2%	Lempriere SA	668	11.1%	34388
Euro c/kg	1215	1226	-0.9%	Stucken & Co	601	10.0%	19373
AWEX EMI	1758	1796	-2.1%	New England Wool SA	197	3.3%	2122
Exchange Rates				Segard Masurel SA	77	1.3%	8563
Currency Unit	This Week	Previous Week	% Change	H Dawson Sons & Co			
R/USD	11.7635	11.8484	0.7%				
R/Euro	14.5670	14.7127	1.0%				
R/AUD	9.2812	9.2515	-0.3%				
USD/AUD	0.7893	0.7808	-1.1%				

Analysis of Offerings by Broker This Week (Bales)

Broker	Merino Fleeces	Merino Bellies	Merino Lambs	Merino Backs	Merino Locks	* Other	Total	% Sold
BKB	2086	455	325	0	331	579	3776	98.2%
CMW	778	146	235	74	91	263	1587	99.0%
JLW	91	10	6	0	9	24	140	100.0%
MAS	0	0	0	0	0	0	0	
QWB	143	14	31	0	8	158	354	99.7%
SBL	0	0	0	0	0	0	0	
VLW	111	17	31	0	14	10	183	99.5%
Total	3209	642	628	74	453	1034	6040	98.6%

SA Merino Indicator includes Merino types comparable to international indicators.
 ## Cape Wools All Wool Indicator, includes all white wool sold at auction.

* crossbred, coarse and coloured, inferior



* Seasonal Receipts Declared

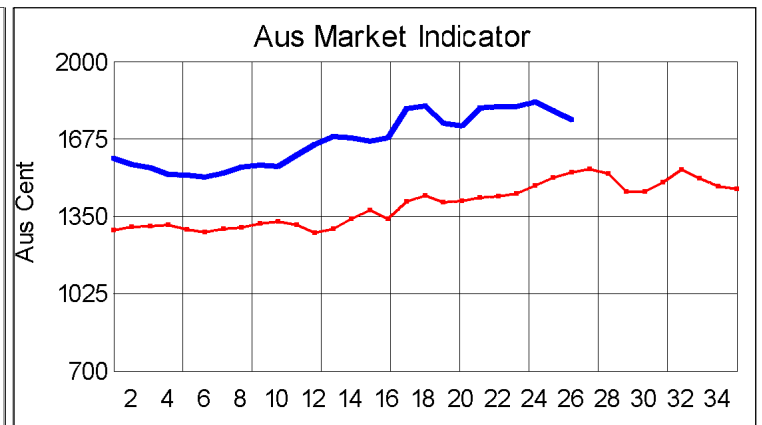
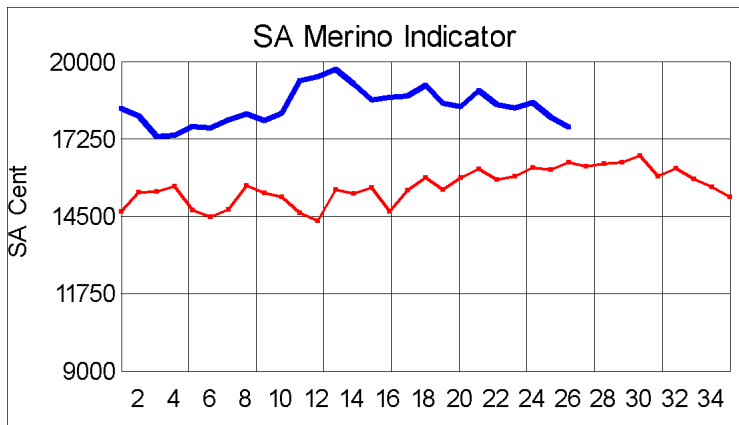
2016/17 Declared Receipts : 18 February 2018

38,283,341.6

2016/17 Declared Receipts : 11 March 2018

40,562,196.5

Percentage Change (Year-on-Year) : - 7.37



Current Season — Previous Season —

Average Fleece Wool Prices (c/kg. clean)
Spinners and Good Topmaking Styles (AWEX Types MF4 and MF5)

Micron	100+mm	90mm	80mm	70mm	60mm	50mm	40mm	30mm	20mm	10mm
18.0			20990	21062	20874	19644	18584	14540		
18.5			20274	19605	19446	18942	17919			
19.0			19244	18766	18871	17995	17081			
19.5			18131	18000	17879	17303	16191			
20.0			17713	17552	17502	16919	15931			
20.5			17278	17431	17167	16158	15648			
21.0			17337	16962	16821		14568			
21.5			16993							
22.0										
22.5										
23.0										
23.5										
24.0										

* Based on a minimum of 3 lots sold per category

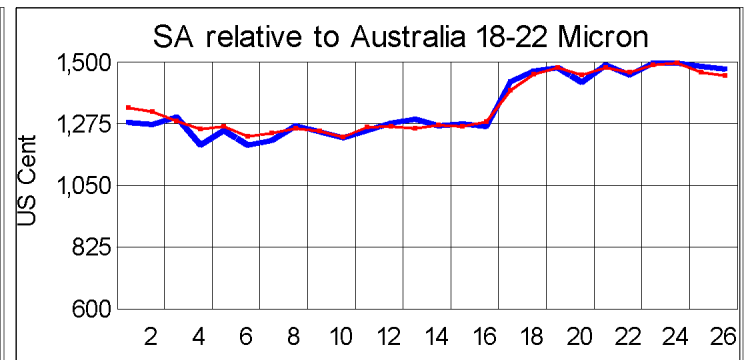
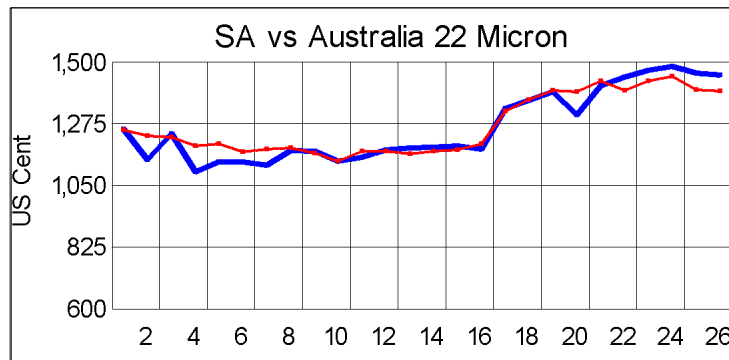
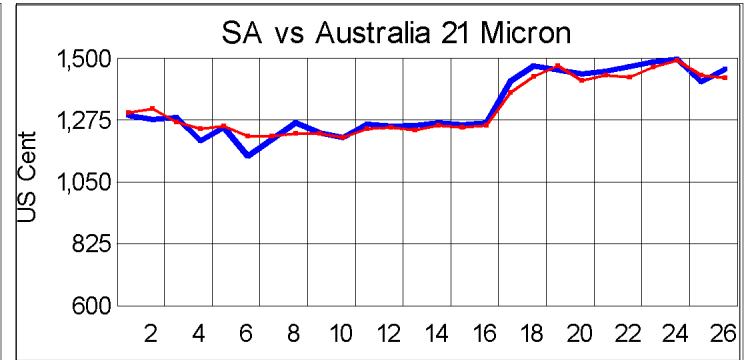
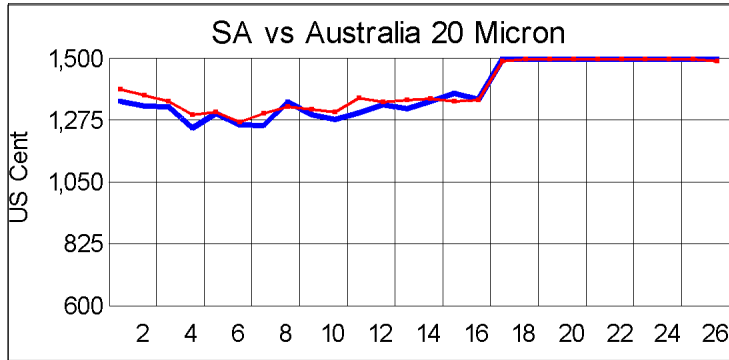
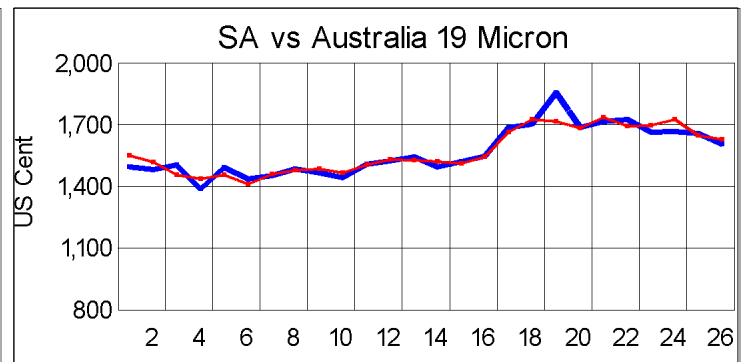
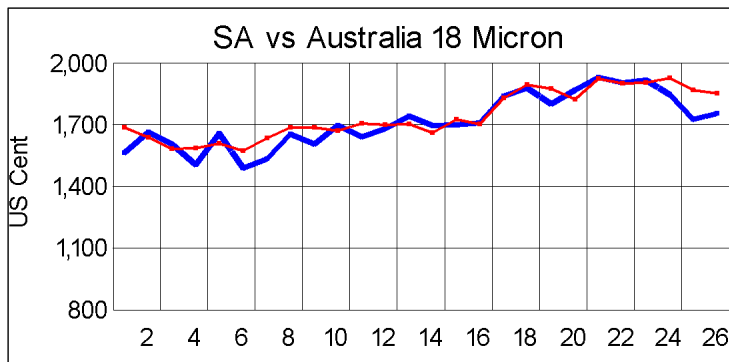
Average Topmaking Styles (AWEX MF6)

Micron	100+mm	90mm	80mm	70mm	60mm	50mm	40mm	30mm	20mm	10mm
18.0										
18.5										
19.0				18509		17520				
19.5										
20.0										
20.5										
21.0										
21.5										
22.0										
22.5										
23.0										
23.5										
24.0										

* Based on a minimum of 3 lots sold per category

Other Selected Types/Qualities

	Long			Medium		
	19μ	20μ	21μ	19μ	20μ	21μ
Good Quality						
Lambswool	18790	17487	17256	17905	16473	
Bellies	17275	15939	16168	15877	14905	
Locks				16533	15774	
Average Quality						
Lambswool	18583			17023	15633	13690
Bellies	17914	16507		16030	15050	
Locks				15134	13452	
Inferior Quality						
Fleecewool	17768	17142	16476	16439		
Lambswool						
Bellies	15975	15818		16311	15034	12461
Locks					13537	14303



— SA in USc
— Aus in USc

— SA in USc
— Aus in USc

Market Commentary

WOOL MARKET 1,9% LOWER

Port Elizabeth - The wool market traded lower today and the Cape Wools Merino Indicator decreased by 1,9% and by 341 points to close at a value of R177,02 (Clean). The Australian EMI decreased by 2,1% this week. The Cape Wools All Wool Indicator decreased by 1,9%.

The wool market continued its decline and is now trading below R180.00/kg (Clean), a level last traded in October 2017. Prices eased across the board and all types were affected with few exceptions. The demand for quality long and fine wool remains strong buoyed by the continued decline in the offering of wool to the market. The slightly stronger Rand had little influence on trade.

Competition between buyers was good with Modiano buying the most bales on offer.

This week saw the Rand at R11,76 to the US Dollar and R14,57 to the Euro. The Rand was 0,7% stronger against the US Dollar and 1,0% stronger against the Euro, compared with the average rate at the previous sale. The offering comprised of 6 040 bales of which 98,6% was sold. Major traders were Modiano (2 014), Standard Wool SA (1 362), Tianyu SA (1 036), and Lempriere SA (668).

The average clean prices for the selection within the different micron categories for good top-making (MF5), long fleeces were as follows: 18,0 microns decreased 1,4% to close at R218,37/kg; 18,5 microns moved 1,1% down to close at R205,35/kg; 19 microns lost 1,8% to close at R192,02/kg; 19,5 microns weakened by 1,9% to close at R179,93/kg; 20 microns was 1,7% weaker to close at R175,48/kg; 20,5 microns lost 1,7% to close at R173,39/kg; 21,0 microns lost 1,3% to close at R168,33/kg; 21,5 microns decreased by 1,3% to close at R167,86/kg; 22 microns decreased by 1,0% to close at R164,33/kg and 22,5 microns declined by 0,1% to close at R159,90/kg.

The next sale is scheduled for 28 March 2018 where approximately ± 12 664 bales will be on sale.

*The detailed Seasonal Receivals Declared Report can be viewed at www.capewools.co.za