

# National Weekly Wool Market Report

Season: 2017/2018

Sale Date: 06 & 07 March 2018



CAPE WOOLS SA

Tel: 27-41-4844301  
 Fax: 27-41-4846792  
 E-mail: stats@capewools.co.za  
 Website: www.capewools.co.za

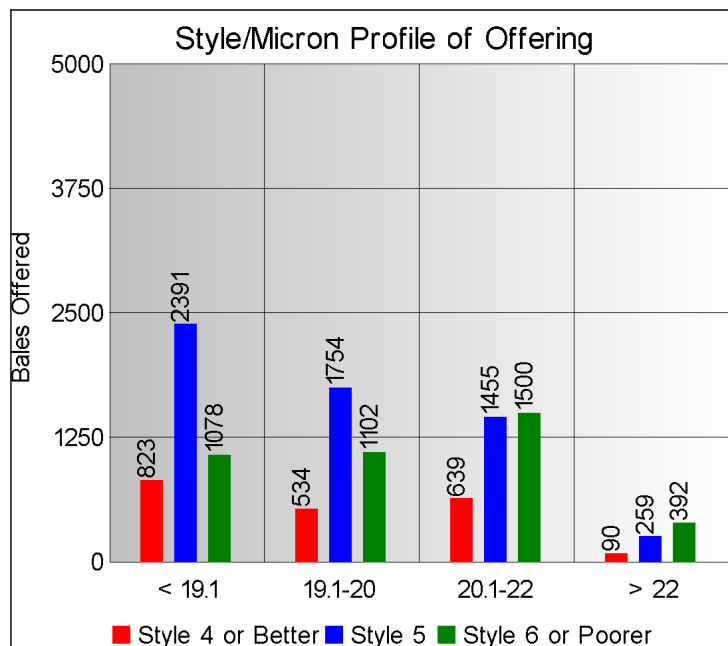
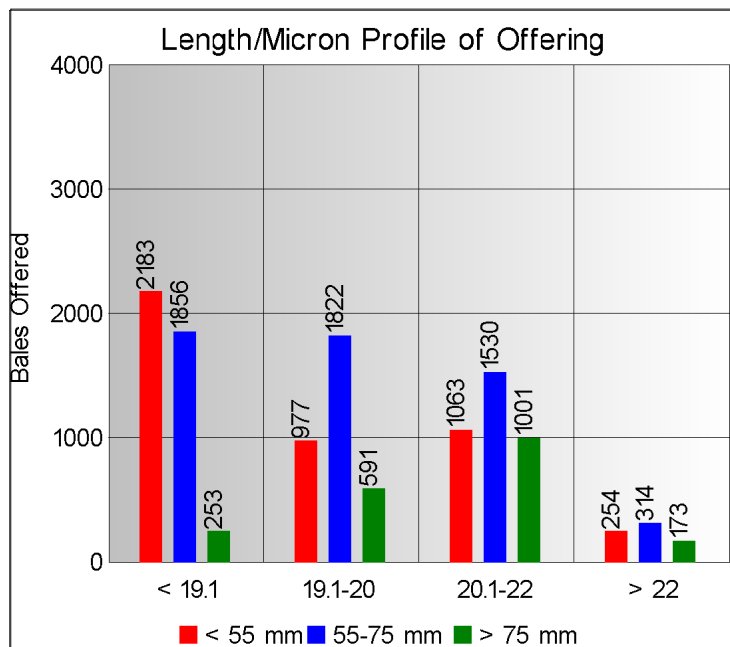
SA Merino Indicator				Buyers			
Indicator Unit	Current Sale	Last Sale	Change	Company	Bales Purchased This Week	% of Purchases	Total Bales Purchased This Season
# SA c/kg	18043	18560	-2.8%	G Modiano SA	3585	29.8%	70101
Ave. to date (17/18)	18462	18479	-0.1%	Standard Wool SA	3285	27.3%	59932
Ave. to date (16/17)	15374			Tianyu SA	2060	17.1%	42237
US c/kg	1523	1584	-3.8%	Lempriere SA	1376	11.5%	33723
Euro c/kg	1226	1296	-5.4%	Stucken & Co	1009	8.4%	18829
AWEX EMI	1796	1834	-2.1%	New England Wool SA	280	2.3%	1925
Exchange Rates				Segard Masurel SA	209	1.7%	8502
Currency Unit	This Week	Previous Week	% Change	H Dawson Sons & Co			
R/USD	11.8484	11.7199	-1.1%				
R/Euro	14.7127	14.3195	-2.7%				
R/AUD	9.2515	9.1431	-1.2%				
USD/AUD	0.7808	0.7799	-0.1%				

## Analysis of Offerings by Broker This Week (Bales)

Broker	Merino Fleeces	Merino Bellies	Merino Lambs	Merino Backs	Merino Locks	* Other	Total	% Sold
BKB	5295	707	755	0	508	1135	8400	98.1%
CMW	1426	345	377	143	29	312	2632	97.9%
MAS	514	55	32	0	42	129	772	100.0%
QWB	0	0	0	0	0	0	0	
SBL	145	9	12	0	17	30	213	100.0%
VLW	0	0	0	0	0	0	0	
<b>Total</b>	<b>7380</b>	<b>1116</b>	<b>1176</b>	<b>143</b>	<b>596</b>	<b>1606</b>	<b>12017</b>	<b>98.2%</b>

# SA Merino Indicator includes Merino types comparable to international indicators.  
 ## Cape Wools All Wool Indicator, includes all white wool sold at auction.

\* crossbred, coarse and coloured, inferior



## \* Seasonal Receipts Declared

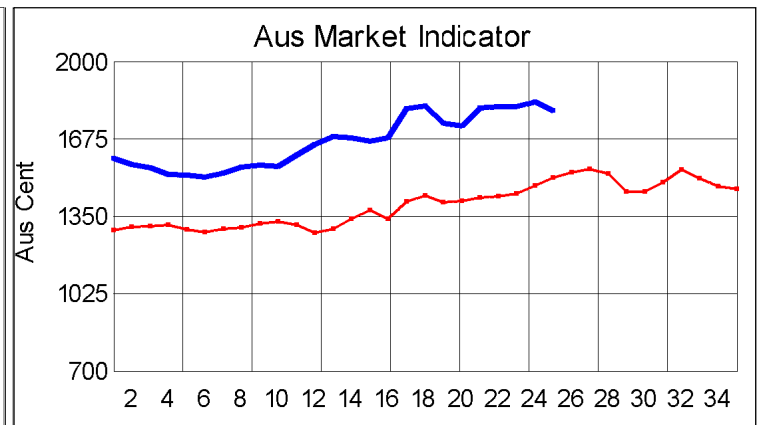
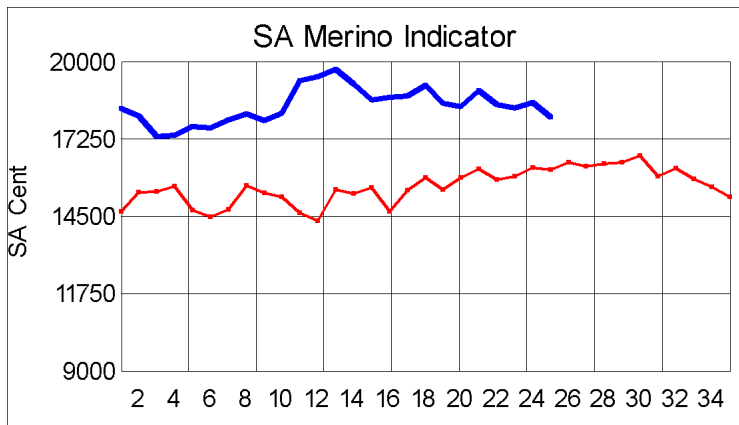
2017/18 Declared Receipts : 11 February 2018

37,356,576.0

2017/18 Declared Receipts : 04 March 2018

39,584,268.6

Percentage Change (Year-on-Year) : - 7.28



Current Season █ Previous Season █

**Average Fleece Wool Prices (c/kg. clean)**  
**Spinners and Good Topmaking Styles (AWEX Types MF4 and MF5)**

Micron	100+mm	90mm	80mm	70mm	60mm	50mm	40mm	30mm	20mm	10mm
18.0			22217	21538	21209	20379	18957			
18.5			20694	20574	20034	19264	18484			
19.0			19418	19181	18901	18399	17842			
19.5			18667	18398	18161	17386	16321			
20.0		18045	18163	17959	17477	16939	16731			
20.5			17872	17715	17344	16595	15772			
21.0			17668	17114	17229	15080				
21.5			17509	17205	16983	14889				
22.0			16887	16978	16767					
22.5										
23.0										
23.5										
24.0										

\* Based on a minimum of 3 lots sold per category

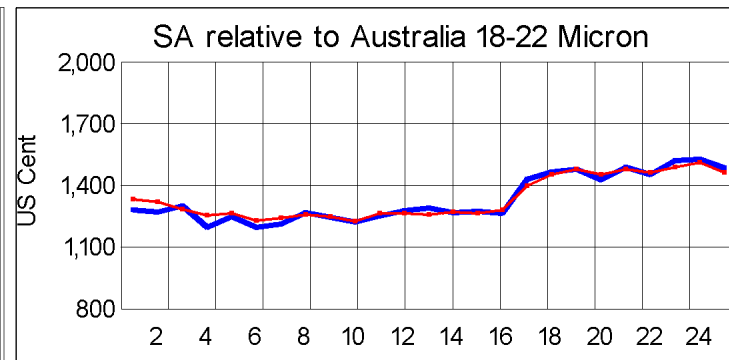
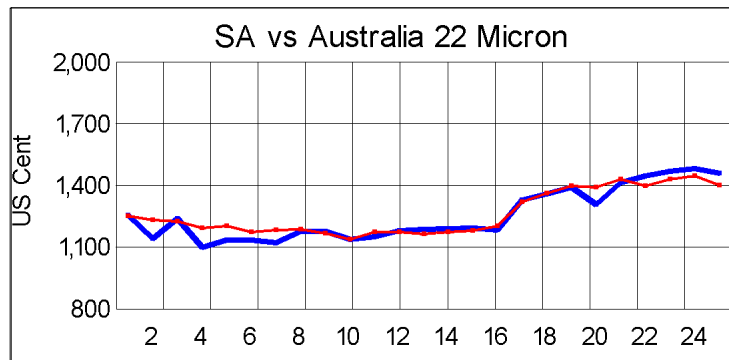
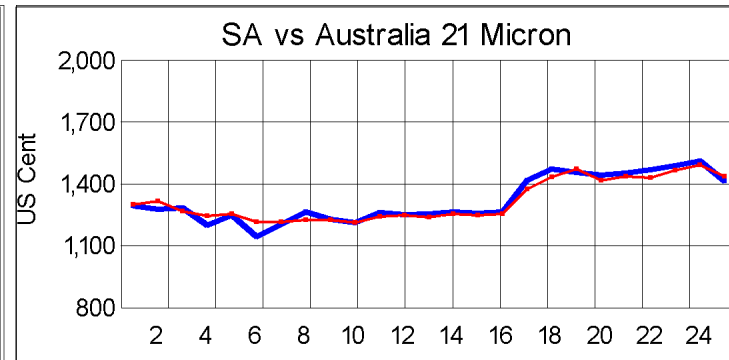
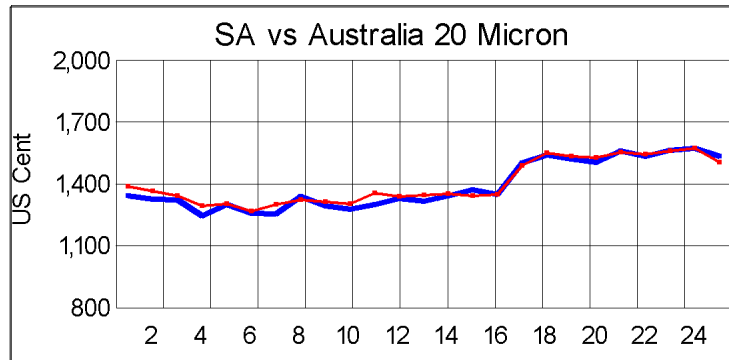
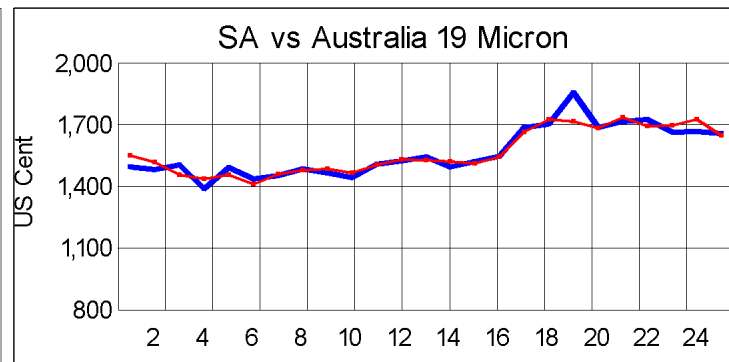
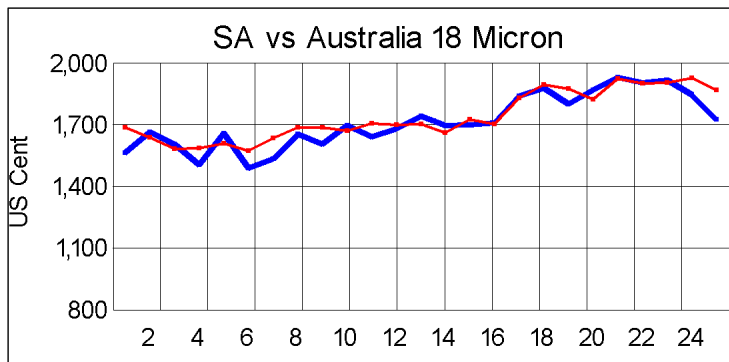
**Average Topmaking Styles (AWEX MF6)**

Micron	100+mm	90mm	80mm	70mm	60mm	50mm	40mm	30mm	20mm	10mm
18.0										
18.5					18875	19190	18662			
19.0				18503	17793					
19.5				17499						
20.0				17429						
20.5										
21.0				16492						
21.5				16747	15815					
22.0				15758						
22.5										
23.0										
23.5										
24.0										

\* Based on a minimum of 3 lots sold per category

**Other Selected Types/Qualities**

	Long			Medium		
	19μ	20μ	21μ	19μ	20μ	21μ
<b>Good Quality</b>						
Lambswool	19334	17943		18447	16228	
Bellies	18005	17105	16267	17276	16979	
Locks				16076	14992	12422
<b>Average Quality</b>						
Lambswool	18694	17149	16706	17044	15422	15601
Bellies	18074	16853	15171	16375	15182	14396
Locks				14173	14387	12463
<b>Inferior Quality</b>						
Fleecewool	18550	17125	16489	17276	16687	15108
Lambswool	18588			17453		
Bellies	16591	16591	15969	15348	14092	12166
Locks				12544	13855	



— SA in USc  
— Aus in USc

— SA in USc  
— Aus in USc

## Market Commentary

### WOOL MARKET 2.8% LOWER

Port Elizabeth - The wool market traded lower today and the Cape Wools Merino Indicator decreased by 2,8% and by 517 points to close at a value of R180,43 (Clean). The Australian EMI decreased by 2,1% this week. The Cape Wools All Wool Indicator decreased by 2,8%.

The South African wool market has traded dearer to its counterparts and this week both markets experienced a correction and prices eased cross all types. Demand for quality long and fine wool remains strong and they performed fairly whilst the medium length and coarser end declined sharply. The buyers remain concerned about the decline in the offering of wool to the market.

Competition between buyers was good with Modiano buying the most bales on offer.

This week saw the Rand at R11,85 to the US Dollar and R14,71 to the Euro. The Rand was 1,1% weaker against the US Dollar and 2,7% weaker against the Euro, compared with the average rate at the previous sale. The offering comprised of 12 017 bales of which 98,2% was sold. Major traders were Modiano (3 585), Standard Wool SA (3 285), Tianyu SA (2 060), and Lempriere SA (1 376).

The average clean prices for the selection within the different micron categories for good top-making (MF5), long fleeces were as follows: 18,0 microns decreased 2,0% to close at R221,55/kg; 18,5 microns moved 2,9% down to close at R207,63/kg; 19 microns lost 3,5% to close at R195,63/kg; 19,5 microns weakened by 3,6% to close at R183,47/kg; 20 microns was 3,3% weaker to close at R178,47/kg; 20,5 microns lost 2,2% to close at R176,33/kg; 21,0 microns lost 2,6% to close at R170,63/kg; 21,5 microns decreased by 0,6% to close at R170,11/kg; 22 microns decreased by 2,2% to close at R166,06/kg and 22,5 microns declined by 3,8% to close at R160,13/kg.

The next sale is scheduled for 14 March 2018 where approximately ± 5 911 bales will be on sale.

\*The detailed Seasonal Receivals Declared Report can be viewed at [www.capewools.co.za](http://www.capewools.co.za)