

National Weekly Wool Market Report

Season: 2017/2018

Sale Date: 31 January 2018



CAPE WOOLS SA

Tel: 27-41-4844301
 Fax: 27-41-4846792
 E-mail: stats@capewools.co.za
 Website: www.capewools.co.za

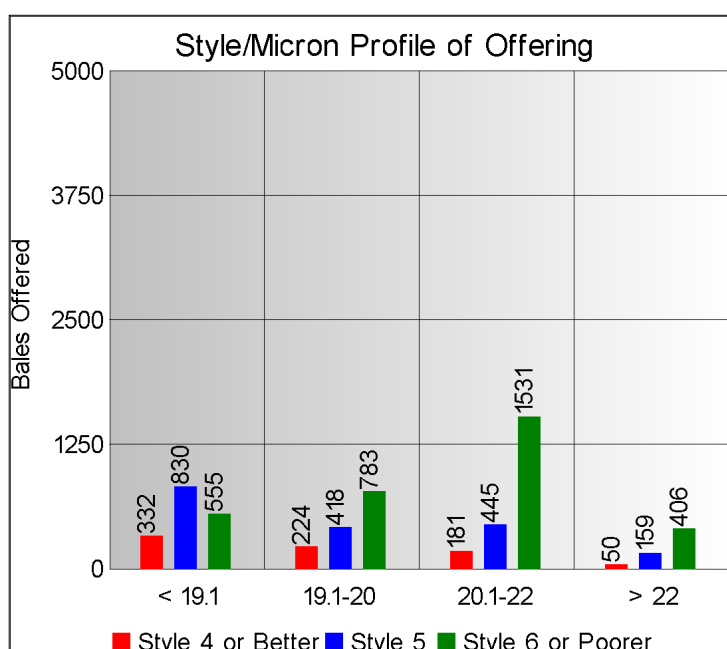
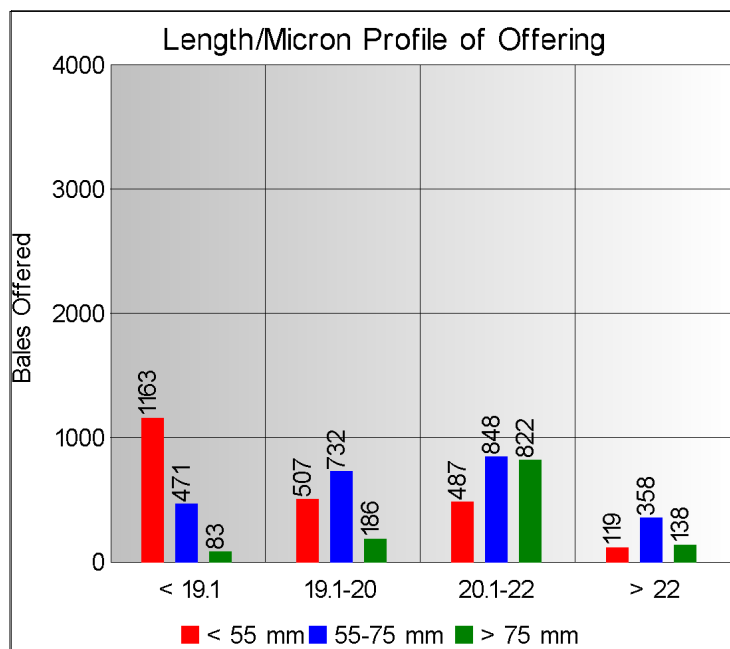
SA Merino Indicator				Buyers			
Indicator Unit	Current Sale	Last Sale	Change	Company	Bales Purchased This Week	% of Purchases	Total Bales Purchased This Season
# SA c/kg	18424	18556	-0.7%	Standard Wool SA	1605	27.1%	49481
Ave. to date (17/18)	18454	18455	-0.0%	Tianyu SA	1248	21.1%	34723
Ave. to date (16/17)	15198			G Modiano SA	1244	21.0%	57759
US c/kg	1553	1549	0.3%	Lempriere SA	774	13.1%	28853
Euro c/kg	1248	1256	-0.7%	Stucken & Co	614	10.4%	15480
AWEX EMI	1734	1744	-0.6%	Segard Masurel SA	216	3.7%	7234
Exchange Rates				New England Wool SA	96	1.6%	1555
Currency Unit	This Week	Previous Week	% Change	H Dawson Sons & Co			
R/USD	11.8655	11.9832	1.0%				
R/Euro	14.7670	14.7756	0.1%				
R/AUD	9.6047	9.6381	0.3%				
USD/AUD	0.8096	0.8039	-0.7%				

Analysis of Offerings by Broker This Week (Bales)

Broker	Merino Fleeces	Merino Bellies	Merino Lambs	Merino Backs	Merino Locks	* Other	Total	% Sold
BKB	1841	260	232	0	276	556	3165	99.2%
CMW	538	73	211	87	109	517	1535	97.1%
JLW	60	6	7	0	8	7	88	100.0%
MAS	44	9	11	0	12	119	195	93.9%
QWB	103	28	92	0	20	270	513	93.4%
SBL	132	34	14	0	20	42	242	100.0%
VLW	125	23	4	0	8	16	176	100.0%
Total	2843	433	571	87	453	1527	5914	98.0%

SA Merino Indicator includes Merino types comparable to international indicators.
 ## Cape Wools All Wool Indicator, includes all white wool sold at auction.

* crossbred, coarse and coloured, inferior

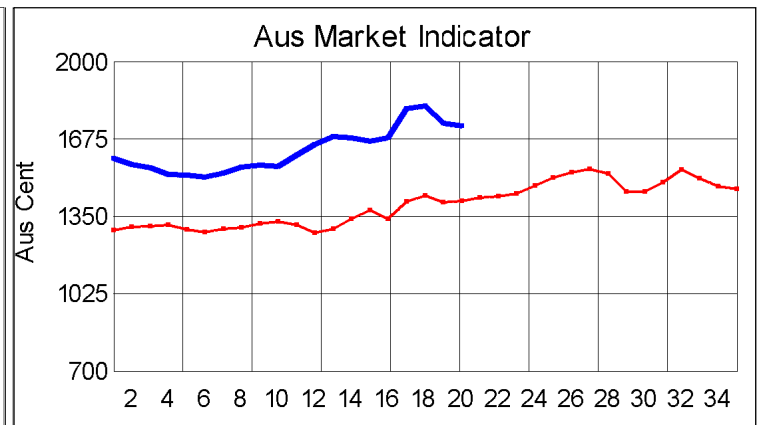
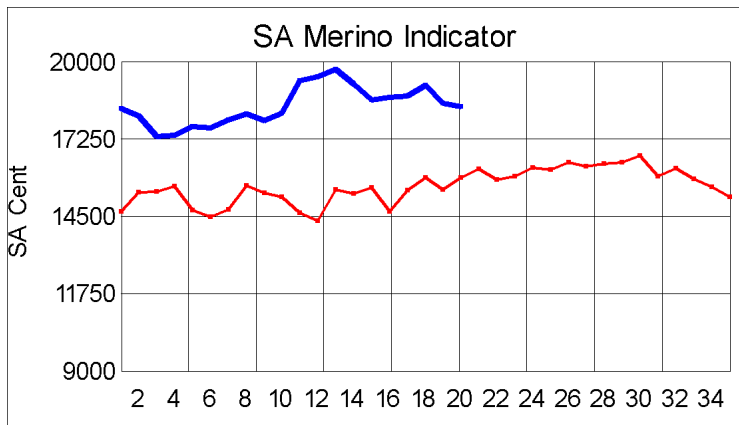


* Seasonal Receipts Declared

2017/18 Declared Receipts : 07 January 2017
 2017/18 Declared Receipts : 28 January 2017

32,539,442.2
 34,300,557.4

Percentage Change (Year-on-Year) : - 6.98



Current Season █ Previous Season █

**Average Fleece Wool Prices (c/kg. clean)
Spinners and Good Topmaking Styles (AWEX Types MF4 and MF5)**

Micron	100+mm	90mm	80mm	70mm	60mm	50mm	40mm	30mm	20mm	10mm
18.0				22735	21679	21217	18976			
18.5			20995	21233	21035	20302	20185			
19.0			20810	20170	19555	19454	17723			
19.5			19183	19188	19089	18642				
20.0			18278	18355	18181	18162				
20.5			17861	17587	17268	16914				
21.0			17159	16993	16354					
21.5				16867						
22.0				16368						
22.5										
23.0										
23.5										
24.0										

* Based on a minimum of 3 lots sold per category

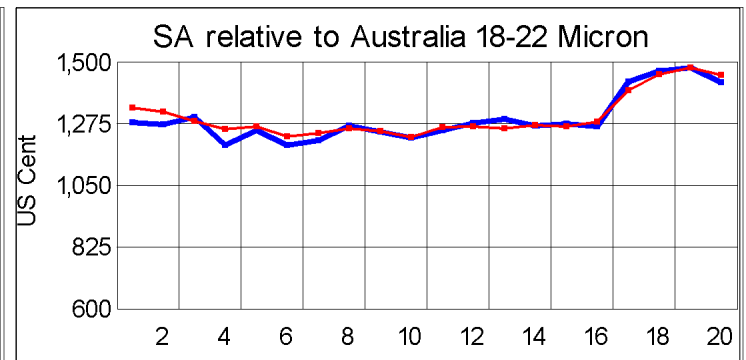
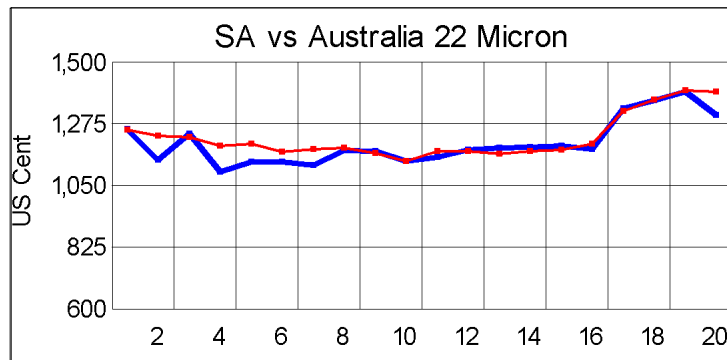
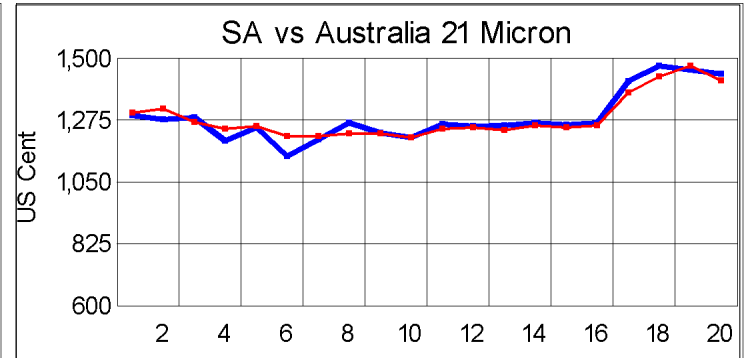
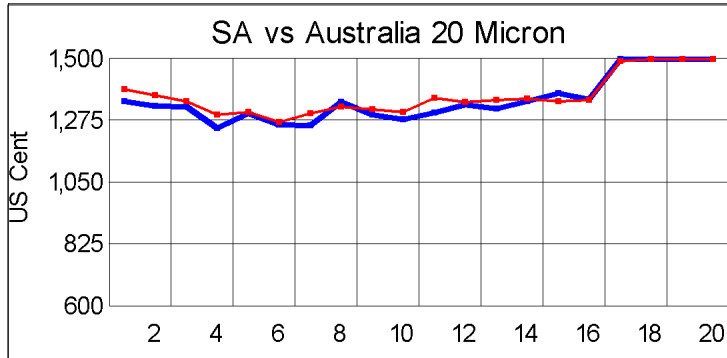
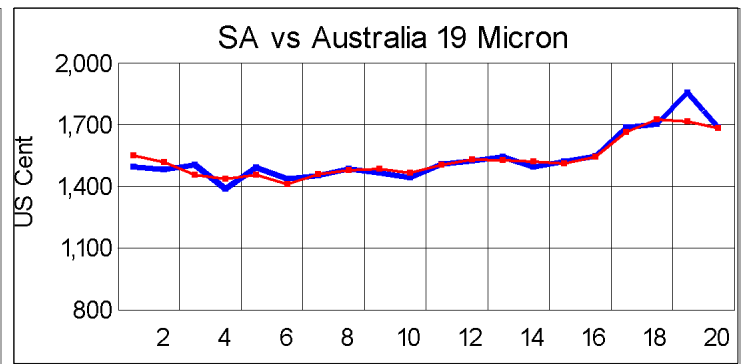
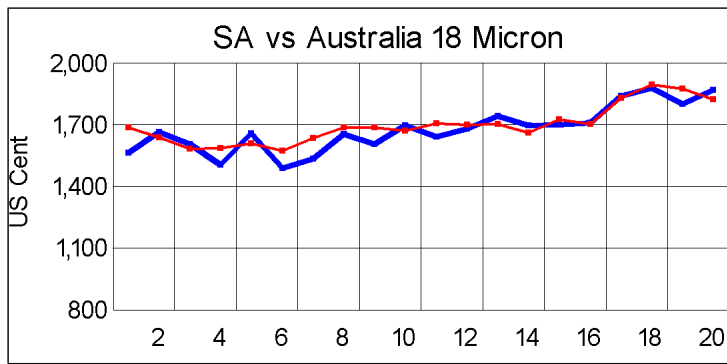
Average Topmaking Styles (AWEX MF6)

Micron	100+mm	90mm	80mm	70mm	60mm	50mm	40mm	30mm	20mm	10mm
18.0										
18.5										
19.0										
19.5										
20.0										
20.5				16715						
21.0										
21.5										
22.0										
22.5										
23.0										
23.5										
24.0										

* Based on a minimum of 3 lots sold per category

Other Selected Types/Qualities

	Long			Medium		
	19μ	20μ	21μ	19μ	20μ	21μ
Good Quality						
Lambswool	20037	16905	17372	19792	17949	
Bellies	18842	17653		18649	16397	
Locks				14871	13774	
Average Quality						
Lambswool	19427			18316	15888	
Bellies	20093	17379		17096	17054	
Locks				14801	14415	
Inferior Quality						
Fleecewool	19530	17955	16406	18490	17644	
Lambswool		17132				
Bellies	16723			17348	15003	15986
Locks				13440	11741	9488



— SA in USc
— Aus in USc

— SA in USc
— Aus in USc

Market Commentary

WOOL MARKET UNCHANGED

Port Elizabeth - The wool market traded slightly lower today and the Cape Wools Merino Indicator decreased by 0,7% and by 132 points to close at a value of R184,24 (Clean). The Australian EMI lost 0,6% this week. The Cape Wools All Wool Indicator lost by 0,4%.

The wool market continued its sterling performance and capitalised on the good demand for quality long and fine wool. Prices were marginally softer, and the finer microns lost some of their recent gains. The US Dollar traded sideways to the Rand and had little influence on the wool market today. As was expected the auction was small and thus supply constraint concerns remain.

Competition between buyers was good with Standard Wool buying the most bales at auction.

This week saw the Rand at R11,87 to the US Dollar and R14,77 to the Euro. The Rand was 1,0% stronger against the US Dollar and 0,1% stronger against the Euro, compared with the average rate at the previous sale. The offering comprised of 5 914 bales of which 98,0% was sold. Major traders were Standard Wool SA (1 605), Tianyu SA (1 248), Modiano (1 244) and Lempriere SA (774).

The average clean prices for the selection within the different micron categories for good top-making (MF5), long fleeces were as follows: 18,0 microns decreased 3,7% to close at R216,71/kg; 18,5 microns moved 3,6% down to close at R211,15/kg; 19 microns lost 2,8% to close at R200,14/kg; 19,5 microns weakened by 1,5% to close at R191,42/kg; 20 microns was 1,4% weaker to close at R181,61/kg; 20,5 microns lost 0,4% to close at R175,23/kg; 21,0 microns lost 0,9% to close at R168,58/kg; 21,5 microns decreased by 0,6% to close at R164,47/kg; 22 microns fell 0,2% to close at R165,47/kg and 22,5 microns declined by 0,1% to close at R160,65/kg.

The next sale is scheduled for 07 February 2018 where approximately ± 5 299 bales will be on sale.

*The detailed Seasonal Receivals Declared Report can be viewed at www.capewools.co.za