

National Weekly Wool Market Report

Season: 2013/2014

Sale Date: 21 May 2014



CAPE WOOLS SA

Tel: 27-41-4844301

Fax: 27-41-4846792

E-mail: stats@capewools.co.za

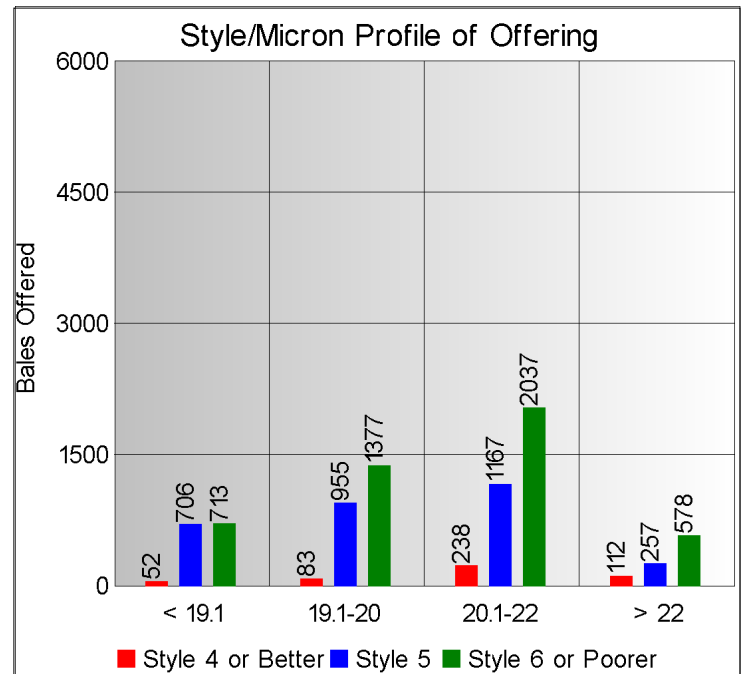
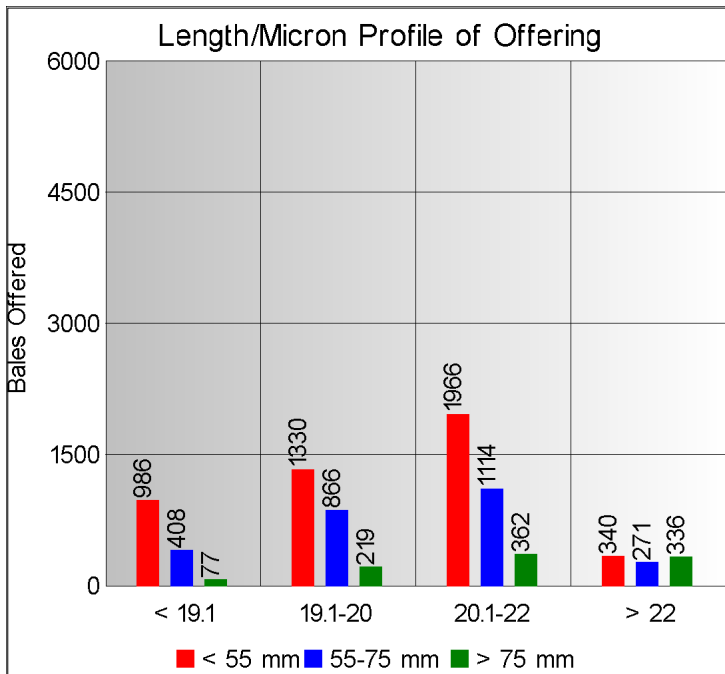
Website: www.capewools.co.za

Market Indicators				Buyers			
Indicator Unit	Current Sale	Last Sale	Change	Company	Bales Purchased This Week	% of Purchases	Total Bales Purchased This Season
SA c/kg	10945	11643	-6.0%	Lempriere SA	2778	33.6%	74040
Ave. to date (12/13)	11377	11391	-0.1%	Standard Wool SA	1786	21.6%	81448
Ave. to date (11/12)	10240			G Modiano SA	1420	17.2%	63886
US c/kg	1051	1110	-5.3%	Stucken & Co	922	11.1%	42977
Euro c/kg	767	798	-3.8%	Infinite Wool SA	572	6.9%	16242
AWEX EMI	1026	1056	-2.8%	Segard Masurel SA	227	2.7%	16324
Exchange Rates				H Dawson Sons & Co	75	0.9%	7692
Currency Unit	This Week	Previous Week	% Change	New England Wool SA	15	0.2%	2187
R/USD	10.4105	10.4872	0.7%	Chargeurs Wool SA			3073
R/Euro	14.2618	14.5990	2.3%				
R/AUD	9.6097	9.7713	1.7%				
USD/AUD	0.9228	0.9321	1.0%				

Analysis of Offerings by Broker This Week (Bales)

Broker	Merino Fleeces	Merino Bellies	Merino Lambs	Merino Backs	Merino Locks	* Other	Total	% Sold
BKB	2214	435	473	248	483	1528	5381	97.6%
CMW	848	139	169	198	125	443	1922	86.2%
JLW	12	7	8	1	4	5	37	100.0%
MAS	113	15	70	6	15	95	314	81.5%
SBL	179	48	57	18	36	33	371	100.0%
VLW	108	16	29	5	10	82	250	90.0%
Total	3474	660	806	476	673	2186	8275	94.2%

* Crossbred types, Coarse and Coloured and Inferior



Receipts 2012/2013 Season

Season to Date (Kg.)

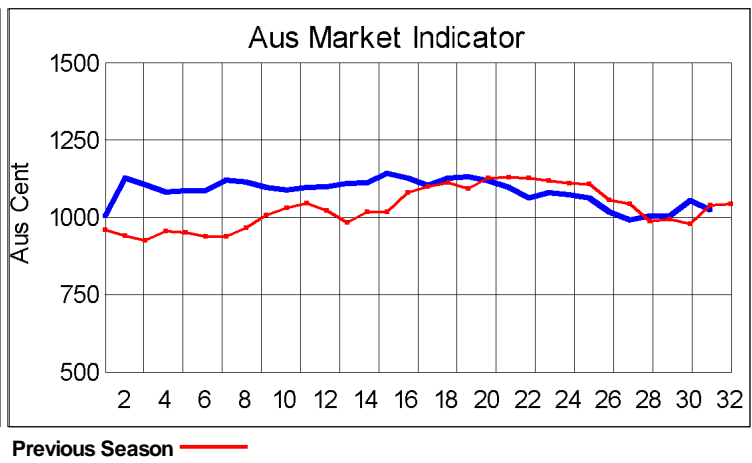
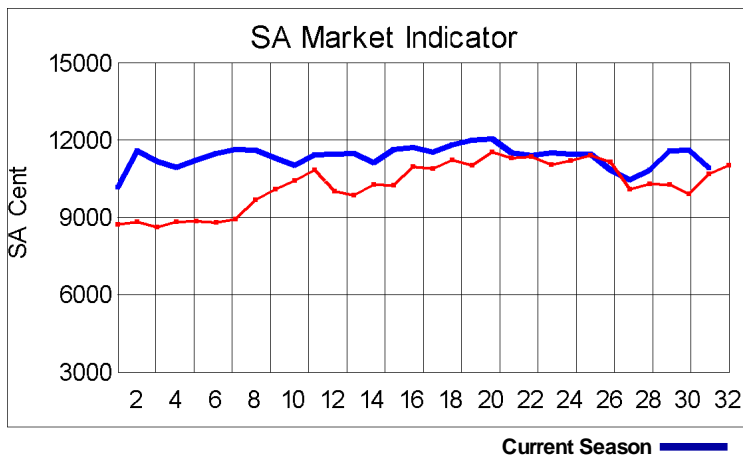
49,964,731.9

Previous Season to Date

47,910,793.6

Percentage Change:

4.29%



Current Season — Previous Season

**Average Fleece Wool Prices (c/kg. clean)
Spinners and Good Topmaking Styles (AWEX Types MF4 and MF5)**

Micron	100+mm	90mm	80mm	70mm	60mm	50mm	40mm	30mm	20mm	10mm
18.0										
18.5			11550	11562		10979	10134			
19.0			11440	11284	11198	10798	9804			
19.5			11398	11248	10686	10641	9628			
20.0			11214	11126	10952	10576	9300			
20.5			11139	10865	10878	10130	9435			
21.0			11068	11054	10790	10505	8192			
21.5			11231	10929	10688	9644	8908			
22.0			11054		10559	9964				
22.5										
23.0										
23.5										
24.0										

* Based on a minimum of 3 lots sold per category

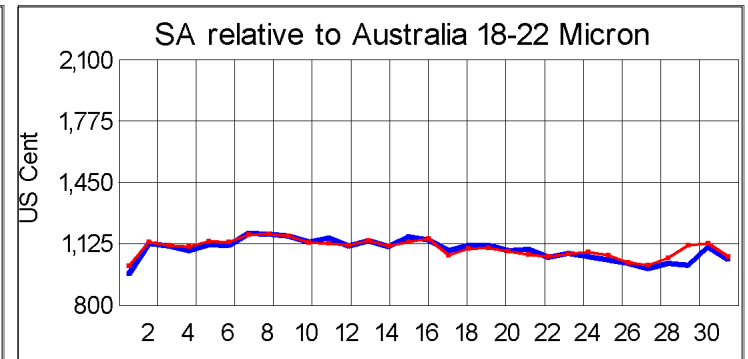
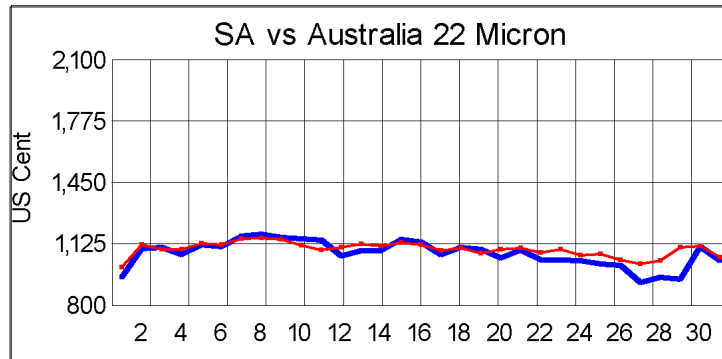
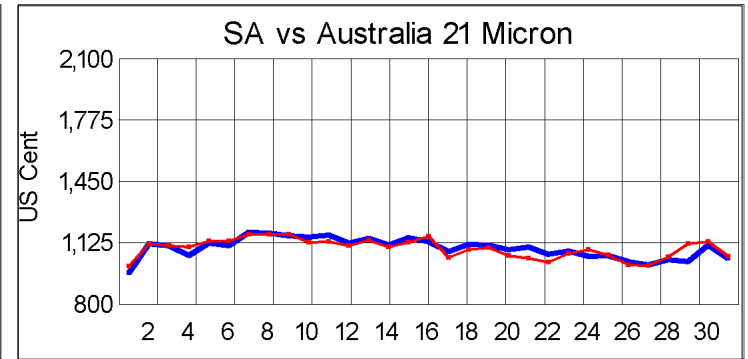
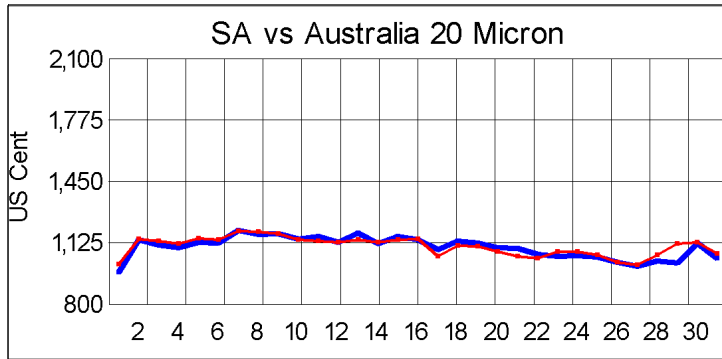
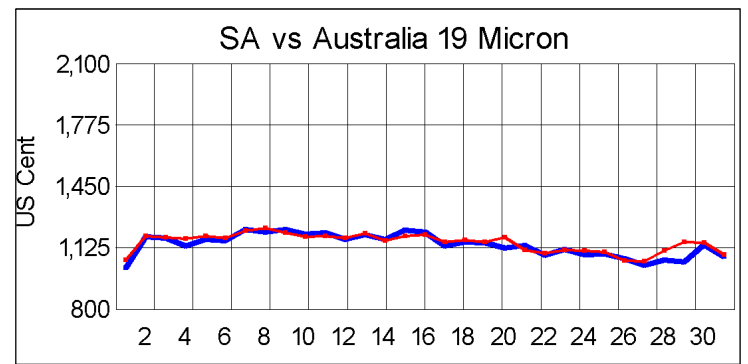
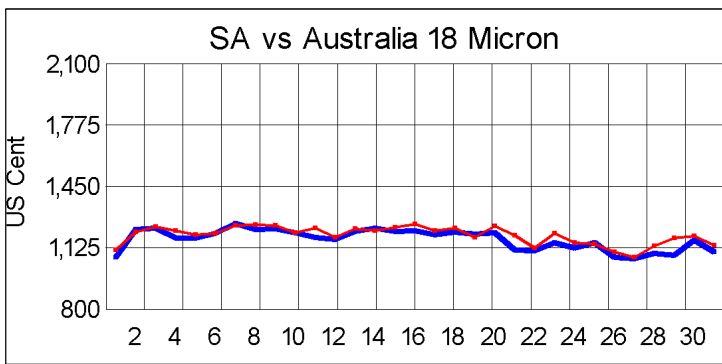
Average Topmaking Styles (AWEX MF6)

Micron	100+mm	90mm	80mm	70mm	60mm	50mm	40mm	30mm	20mm	10mm
18.0										
18.5										
19.0							9205			
19.5							9841			
20.0						8383				
20.5							8513			
21.0										
21.5										
22.0				10366						
22.5										
23.0										
23.5										
24.0										

* Based on a minimum of 3 lots sold per category

Other Selected Types/Qualities

	Long			Medium		
	19μ	20μ	21μ	19μ	20μ	21μ
Good Quality						
Lambswool	11232	11072	10969	10203	10309	10397
Bellies				10582		10088
Locks				8598	7495	
Average Quality						
Lambswool	11172	10540	10204	9872	9974	10447
Bellies	10286	10787	10378	9950	8912	9071
Locks	7688	7688		7701	6890	6850
Inferior Quality						
Fleecewool	11035	10538	10593	9518	9366	10058
Lambswool	11386	10277		10289	10038	
Bellies				7945	7568	7390
Locks			5757	6990	6671	6340



— SA in USc
— Aus in USc

— SA in USc
— Aus in USc

Market Commentary

WOOL MARKET DECLINES AT PENULTIMATE SALE

Port Elizabeth - The market was substantially softer at this week's penultimate sale as demand remained subdued and the Cape Wools Merino indicator shed 6% compared with last week to close at R109,45/kg (clean). This is still 7,4% above the opening sale and is up 2,2% on the corresponding sale of the previous season.

This was in line with the Australian market where the indicator dropped with 2,8%. Traders attribute the weaker market to a general lack of international demand. Long wools were in keen demand due to a shortage of supply.

At R10,41, the rand had appreciated by 0,7% against the US dollar compared with last week's average rate, and at R14,26, the currency gained 2,3% against the euro.

A total of 8 275 bales was offered of which 94% was sold. Major buyers were Lempriere SA (2 778), Standard Wool SA (1 786) and G Modiano SA (1 420).

The average clean prices for the selection within the different categories good top -making (MF5), 70 -90mm and VM <=2% were as follows: 18 microns were down by 4,7% to close at R118,78/kg, 18,5 microns weakened by 5,5% to R115,68/kg, 19 microns sheds 6,5% to close at R113,34/kg, 19,5 microns dropped with 6,1% to close at R112,47/kg, 20 microns lost 6,1% to close at R111,40/kg, 20,5 microns decreased with 7,2% to close at R110,33/kg, 21 microns sheds 7,5% to close at R109,89/kg, 21,5 microns weakened by 7,7% to R109,58/kg and 22 microns dropped with 6,0% to R109,58/kg.

The last sale for this season is scheduled for 4 June where approximately 15 500 bales will be on offer.