

National Weekly Wool Market Report

Season: 2017/2018

Sale Date: 16 & 17 January 2017



CAPE WOOLS SA

Tel: 27-41-4844301
 Fax: 27-41-4846792
 E-mail: stats@capewools.co.za
 Website: www.capewools.co.za

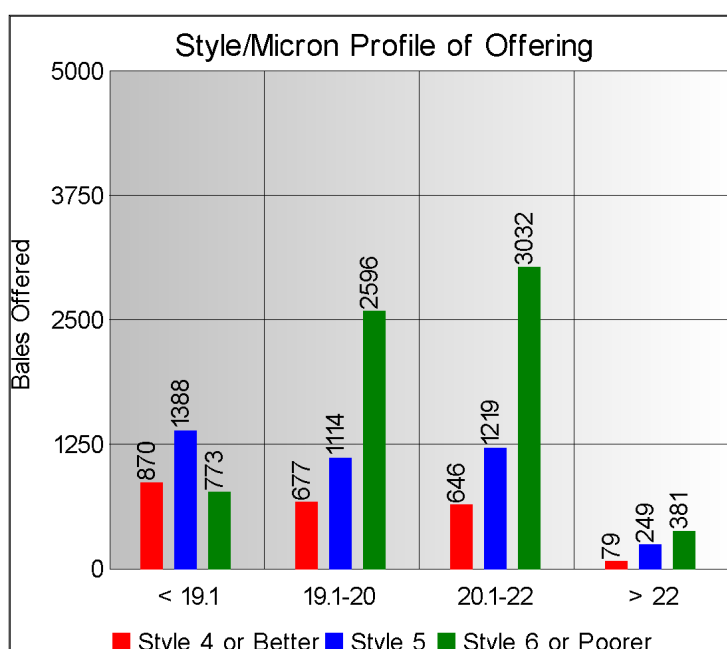
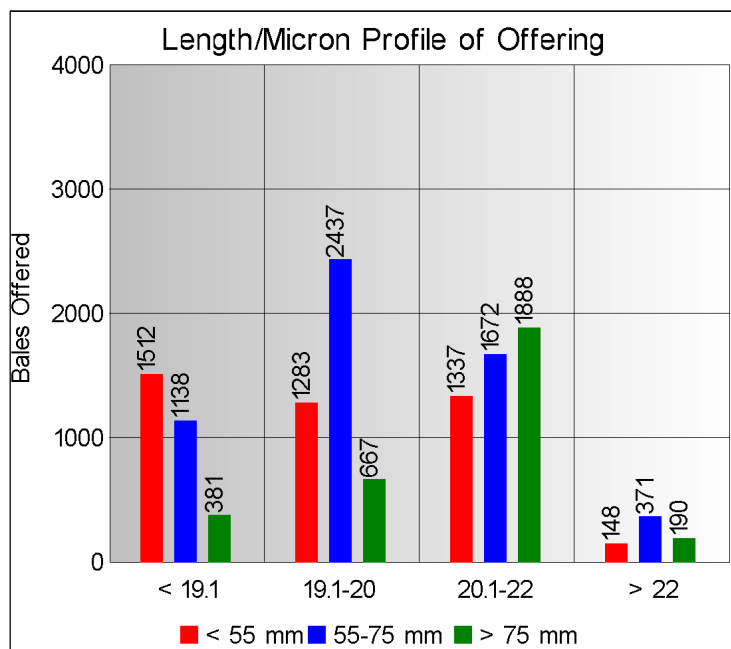
SA Merino Indicator				Buyers			
Indicator Unit	Current Sale	Last Sale	Change	Company	Bales Purchased This Week	% of Purchases	Total Bales Purchased This Season
# SA c/kg	19183	18808	2.0%	G Modiano SA	3332	25.6%	54879
Ave. to date (17/18)	18450	18407	0.2%	Standard Wool SA	3140	24.1%	45777
Ave. to date (16/17)	15144			Lempriere SA	2553	19.6%	26107
US c/kg	1559	1515	2.9%	Tianyu SA	1688	13.0%	32010
Euro c/kg	1274	1267	0.6%	Stucken & Co	1404	10.8%	13929
AWEX EMI	1817	1807	0.6%	Segard Masurel SA	433	3.3%	6703
Exchange Rates				New England Wool SA	37	0.3%	1433
Currency Unit	This Week	Previous Week	% Change	H Dawson Sons & Co			
R/USD	12.3026	12.4116	0.9%				
R/Euro	15.0523	14.8466	-1.4%				
R/AUD	9.7945	9.7260	-0.7%				
USD/AUD	0.7961	0.7838	-1.6%				

Analysis of Offerings by Broker This Week (Bales)

Broker	Merino Fleeces	Merino Bellies	Merino Lambs	Merino Backs	Merino Locks	* Other	Total	% Sold
BKB	4356	868	587	0	318	1361	7490	97.0%
CMW	1207	306	183	313	117	602	2728	99.1%
JLW	28	7	7	0	2	6	50	100.0%
MAS	656	83	30	0	48	303	1120	83.6%
QWB	367	49	33	0	46	307	802	100.0%
SBL	197	34	25	0	27	79	362	100.0%
VLW	323	51	45	0	22	31	472	99.6%
Total	7134	1398	910	313	580	2689	13024	96.6%

SA Merino Indicator includes Merino types comparable to international indicators.
 ## Cape Wools All Wool Indicator, includes all white wool sold at auction.

* crossbred, coarse and coloured, inferior

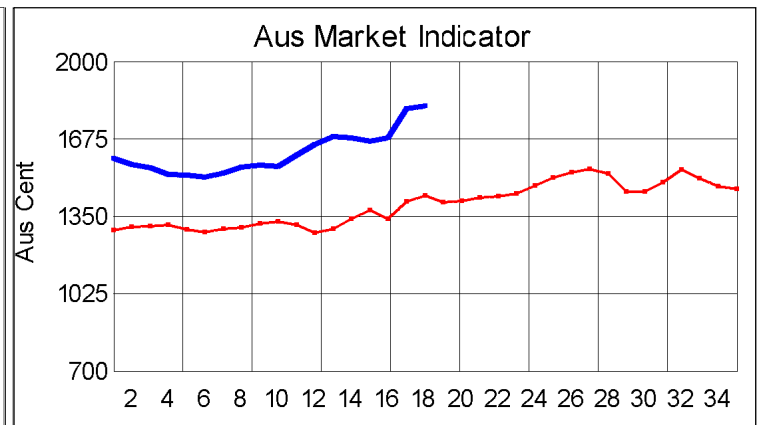
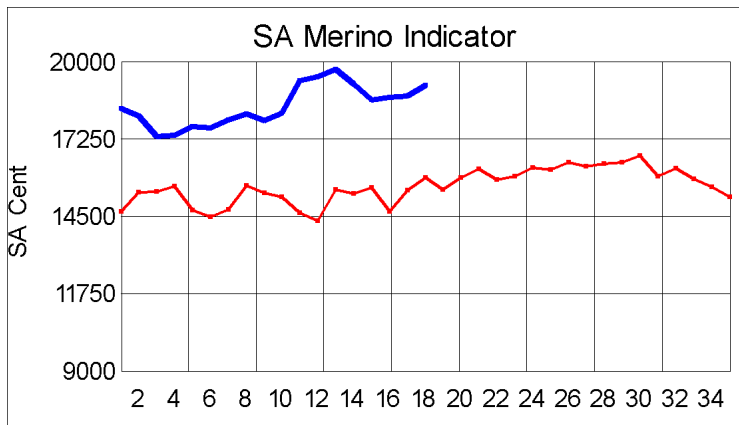


* Seasonal Receipts Declared

2017/18 Declared Receipts : 24 December 2017
 2017/18 Declared Receipts : 14 January 2017

31,574,602.2
 32,186,639.0

Percentage Change (Year-on-Year) : - 7.47



Current Season █ Previous Season █

Average Fleece Wool Prices (c/kg. clean)
Spinners and Good Topmaking Styles (AWEX Types MF4 and MF5)

Micron	100+mm	90mm	80mm	70mm	60mm	50mm	40mm	30mm	20mm	10mm
18.0			23604	23079	23671	22229	22104			
18.5		22755	22964	22298	22240	21659	20873			
19.0		22100	21622	21497	21173	20194	19709			
19.5			20831	20158	20265	19319	18686			
20.0			19590	19459	18908	18529	17693			
20.5		18620	18557	18307	18353	17449				
21.0		18123	17927	17661	17340	16785				
21.5		17489	17246			16197				
22.0		17130	17024		16191					
22.5			16442							
23.0										
23.5			15081							
24.0										

* Based on a minimum of 3 lots sold per category

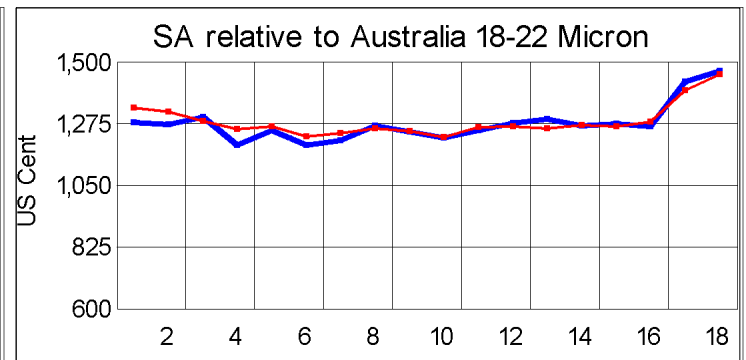
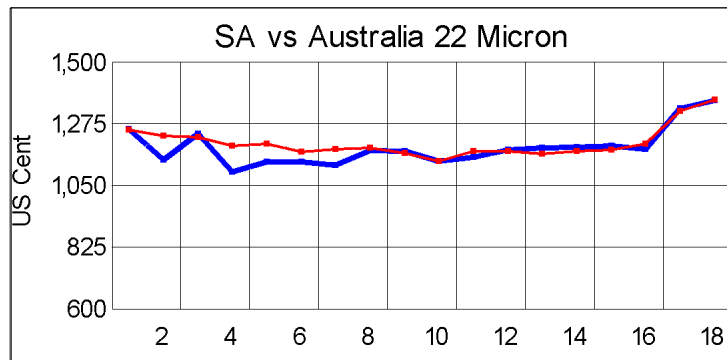
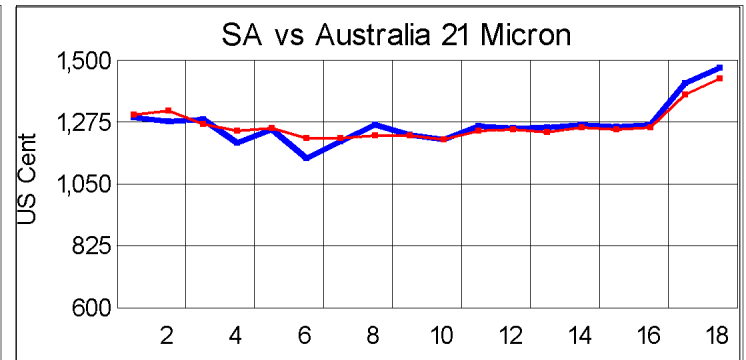
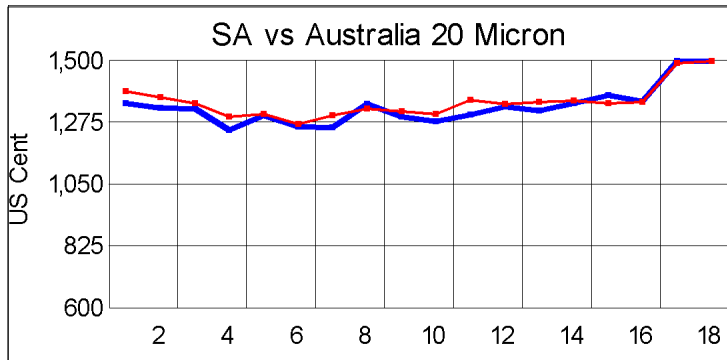
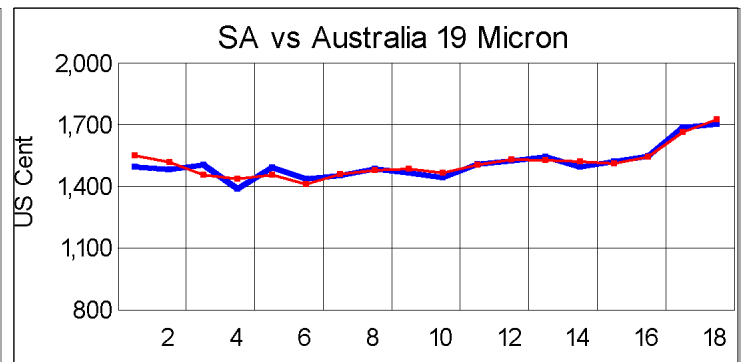
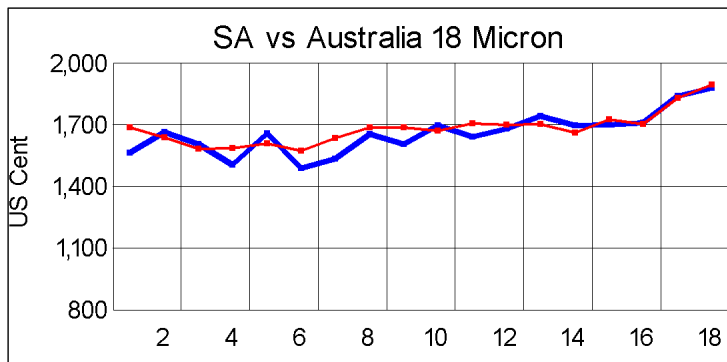
Average Topmaking Styles (AWEX MF6)

Micron	100+mm	90mm	80mm	70mm	60mm	50mm	40mm	30mm	20mm	10mm
18.0										
18.5										
19.0										
19.5										
20.0										
20.5										
21.0										
21.5										
22.0										
22.5										
23.0										
23.5										
24.0										

* Based on a minimum of 3 lots sold per category

Other Selected Types/Qualities

	Long			Medium		
	19μ	20μ	21μ	19μ	20μ	21μ
Good Quality						
Lambswool	21651			18643		
Bellies	19559	18555		19269	17529	16721
Locks				18691	17442	
Average Quality						
Lambswool				20250	15824	
Bellies	19790	18120	16851	17910	16235	15021
Locks				15885	14394	12323
Inferior Quality						
Fleecewool	20070	17712	16067	19168	16790	15981
Lambswool				20176		
Bellies	18470	18372		17788	16549	15524
Locks				10467	12513	



— SA in USc
— Aus in USc

— SA in USc
— Aus in USc

Market Commentary

WOOL MARKET 2,0% HIGHER

Port Elizabeth - The wool market traded higher today and the Cape Wools Merino Indicator increased by 2,0% and by 375 points to close at a value of R191,83 (Clean). The Australian EMI increased by 0,6% this week. The Cape Wools All Wool Indicator increased by 2,5%.

The wool market continued its strong performance and the good demand for quality long and fine wool continued unabated. The market traded dearer across all micron groups without exception with the finer end gaining the most. Buyers mentioned a definite preference for longer wool given potential future supply constraint concerns. Competition between buyers was excellent and Segard Masurel's competition ensured that no single buyer could dominate.

This week saw the Rand at R12,30 to the US Dollar and R15,05 to the Euro. The Rand was 0,9% stronger against the US Dollar and 1,4% weaker against the Euro, compared with the average rate at the previous sale. The offering comprised of 13 024 bales of which 96,6% was sold. Major traders were Modiano (3 332), Standard Wool SA (3 140), Lempriere SA (2 553) and Tianyu SA (1 688).

The average clean prices for the selection within the different micron categories for good top-making (MF5), long fleeces were as follows: 18,0 microns increased 2,7% to close at R233,57/kg; 18,5 microns moved 2,1% up to close at R225,89/kg; 19 microns gained 2,7% to close at R212,49/kg; 19,5 microns strengthened by 3,5% to close at R202,28/kg; 20 microns was 3,1% stronger to close at R190,88/kg; 20,5 microns won 3,9% to close at R182,85/kg; 21,0 microns recovered 3,4% to close at R176,70/kg; 21,5 microns improved by 3,3% to close at R169,06/kg; 22 microns rose 2,1% to close at R167,76/kg and 22,5 microns increased by 0,4% to close at R163,16/kg.

The next sale is scheduled for 24 January 2018 where approximately ± 8 185 bales will be on sale.

*The detailed Seasonal Receivals Declared Report can be viewed at www.capewools.co.za