

# National Weekly Wool Market Report

Season: 2017/2018

Sale Date: 09 & 10 January 2018



CAPE WOOLS SA

Tel: 27-41-4844301  
 Fax: 27-41-4846792  
 E-mail: stats@capewools.co.za  
 Website: www.capewools.co.za

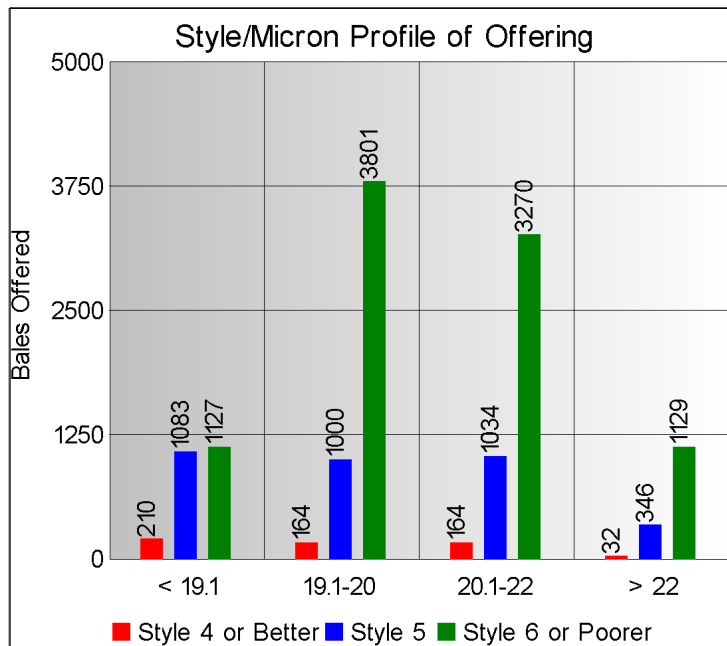
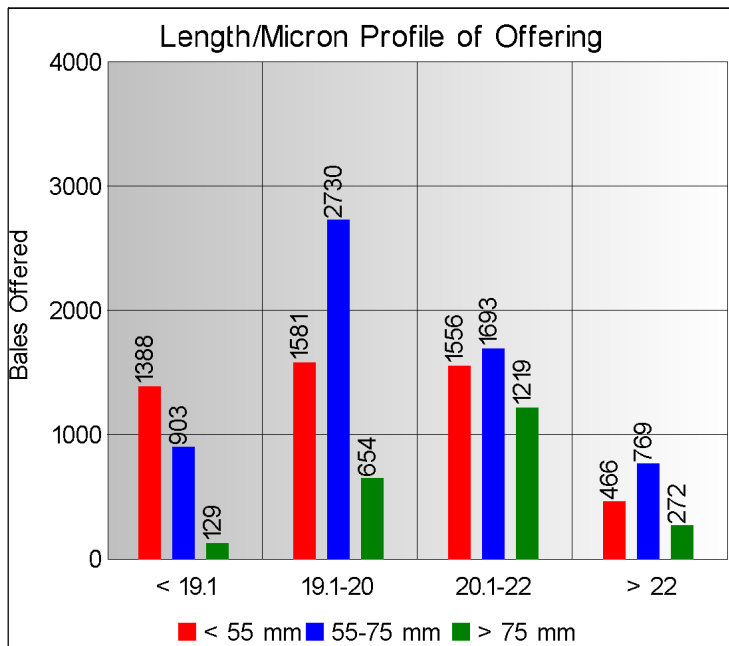
SA Merino Indicator				Buyers			
Indicator Unit	Current Sale	Last Sale	Change	Company	Bales Purchased This Week	% of Purchases	Total Bales Purchased This Season
# SA c/kg	18808	18765	0.2%	G Modiano SA	4272	32.0%	51747
Ave. to date (17/18)	18407	18382	0.1%	Standard Wool SA	3170	23.7%	42985
Ave. to date (16/17)	15101			Lempriere SA	2119	15.9%	23637
US c/kg	1515	1387	9.3%	Tianyu SA	2009	15.0%	30512
Euro c/kg	1267	1173	8.0%	Stucken & Co	1075	8.1%	12625
AWEX EMI	1807	1684	7.3%	Segard Masurel SA	422	3.2%	6281
Exchange Rates				New England Wool SA	2	0.0%	1396
Currency Unit	This Week	Previous Week	% Change	H Dawson Sons & Co			
R/USD	12.4116	13.5282	8.3%				
R/Euro	14.8466	15.9920	7.2%				
R/AUD	9.7260	10.2757	5.3%				
USD/AUD	0.7838	0.7597	-3.2%				

## Analysis of Offerings by Broker This Week (Bales)

Broker	Merino Fleeces	Merino Bellies	Merino Lambs	Merino Backs	Merino Locks	* Other	Total	% Sold
BKB	4843	1180	547	0	592	1850	9012	97.3%
CMW	1551	608	327	369	343	1150	4348	98.9%
MAS	0	0	0	0	0	0	0	
QWB	0	0	0	0	0	0	0	
SBL	0	0	0	0	0	0	0	
VLW	0	0	0	0	0	0	0	
<b>Total</b>	<b>6394</b>	<b>1788</b>	<b>874</b>	<b>369</b>	<b>935</b>	<b>3000</b>	<b>13360</b>	<b>97.8%</b>

# SA Merino Indicator includes Merino types comparable to international indicators.  
 ## Cape Wools All Wool Indicator, includes all white wool sold at auction.

\* crossbred, coarse and coloured, inferior

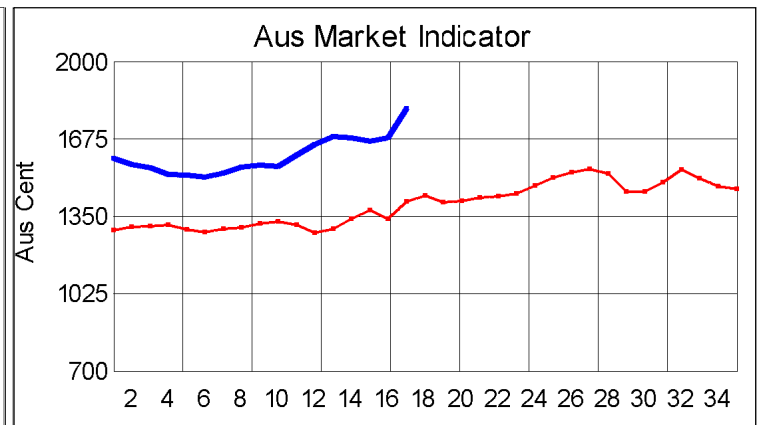
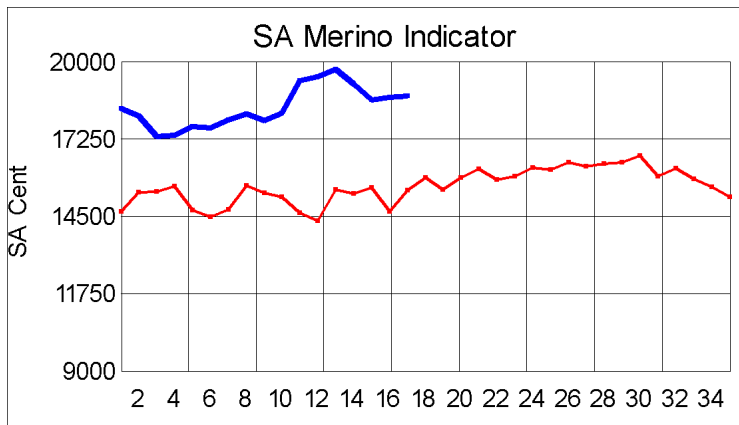


## \* Seasonal Receipts Declared

2017/18 Declared Receipts : 17 December 2017  
 2017/18 Declared Receipts : 07 January 2017

30,050,744.5  
 30,725,581.0

Percentage Change (Year-on-Year) : - 8.55



Current Season █ Previous Season █

**Average Fleece Wool Prices (c/kg. clean)**  
**Spinners and Good Topmaking Styles (AWEX Types MF4 and MF5)**

Micron	100+mm	90mm	80mm	70mm	60mm	50mm	40mm	30mm	20mm	10mm
18.0					22508	21244	21271			
18.5				22124	20987	20586	19711			
19.0			20097	20944	20355	19855	19252			
19.5			19777	19874	19429	19269	18812			
20.0			19355	18947	18551	17614	17623			
20.5			17770	17835	17479		17019			
21.0				16840	17097	16896				
21.5					16436					
22.0						15598				
22.5										
23.0										
23.5										
24.0										

\* Based on a minimum of 3 lots sold per category

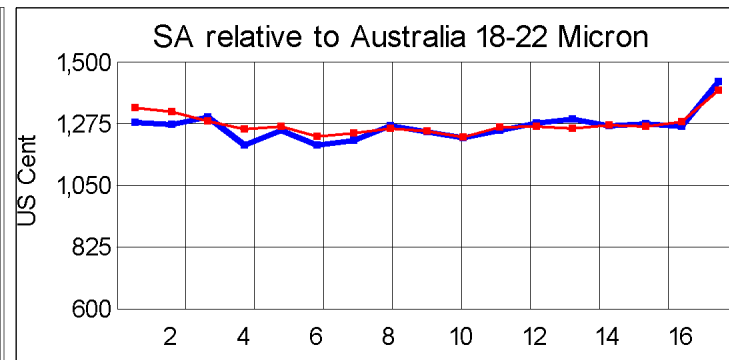
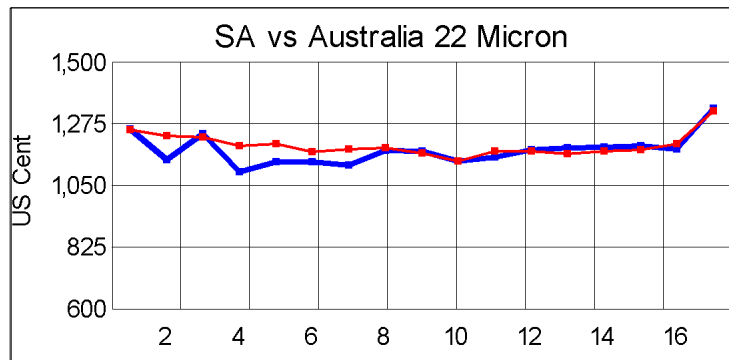
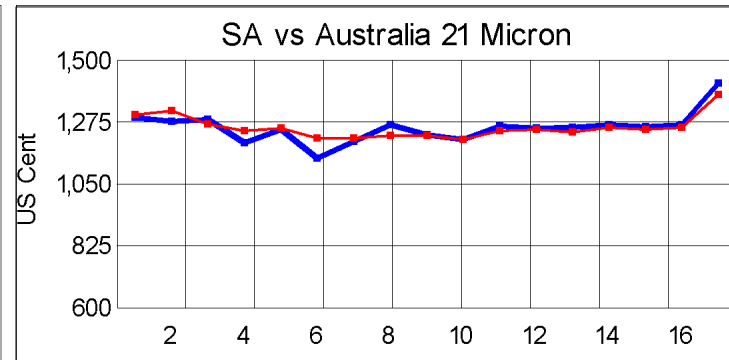
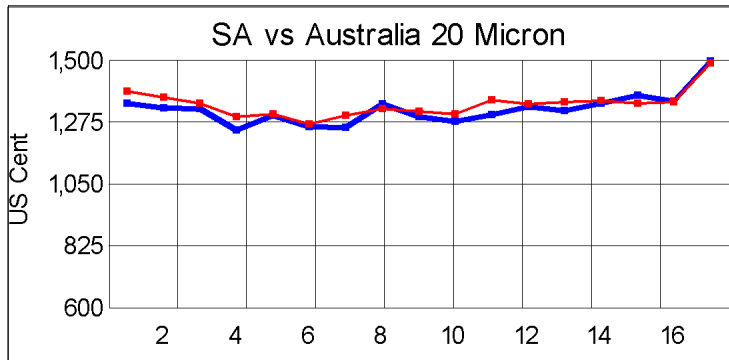
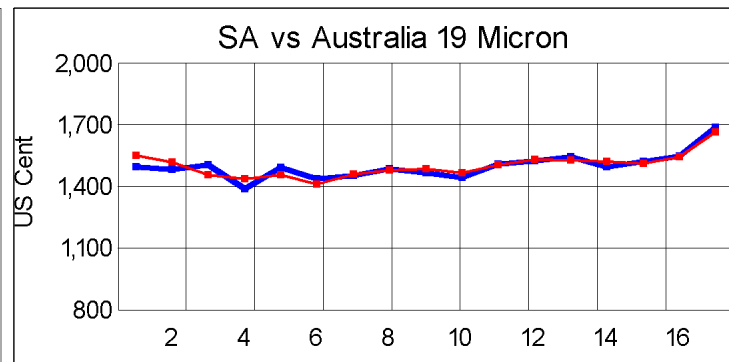
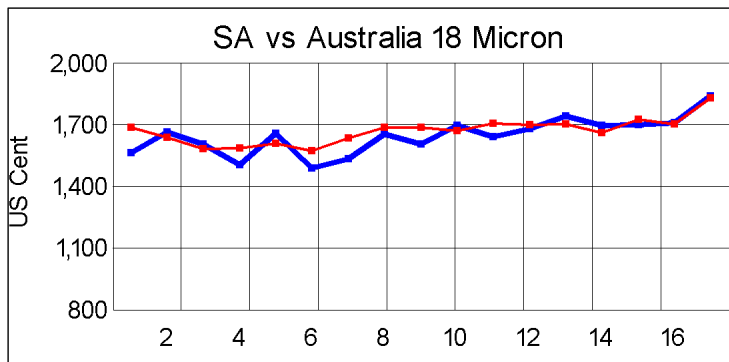
**Average Topmaking Styles (AWEX MF6)**

Micron	100+mm	90mm	80mm	70mm	60mm	50mm	40mm	30mm	20mm	10mm
18.0										
18.5										
19.0										
19.5			19492		18167					
20.0			18866	17507						
20.5					17219					
21.0			16619	16551						
21.5										
22.0										
22.5										
23.0										
23.5										
24.0										

\* Based on a minimum of 3 lots sold per category

**Other Selected Types/Qualities**

	Long			Medium		
	19μ	20μ	21μ	19μ	20μ	21μ
<b>Good Quality</b>						
Lambswool	20245			19191	18216	
Bellies		17443		19566	15595	
Locks				15475	14326	
<b>Average Quality</b>						
Lambswool	20574	19075		18710	15351	
Bellies	19045			18510	17337	
Locks				15134	14028	11201
<b>Inferior Quality</b>						
Fleecewool	19631	17653	16581	18047	16687	16749
Lambswool		18289		19898		14196
Bellies	19278	18234	16607	17197	16460	14919
Locks				12734	12832	



— SA in USc  
— Aus in USc

— SA in USc  
— Aus in USc

## Market Commentary

### WOOL MARKET UNCHANGED

Port Elizabeth - The wool market traded at similar levels experienced before the Christmas recess and the Cape Wools Merino Indicator remained at a value of R188,08 (Clean). The Australian EMI increased by 7,3 % this week. The Cape Wools All Wool Indicator was also unchanged.

The good start to the second half of the season confirms the consistently good demand for good quality long and fine wool. The market remained firm across all types and delivered good returns to producers despite the strengthened Rand. The volumes received at brokers' stores are still lagging the previous season receipts. Competition between buyers was good.

This week saw the Rand at R12,41 to the US Dollar and R14,85 to the Euro. The Rand was 8,3% stronger against the US Dollar and 7,2% stronger against the Euro, compared with the average rate at the previous sale. The offering comprised of 13 360 bales of which 97,8% was sold. Major traders were Modiano (4 272), Standard Wool SA (3 170), Lempriere SA (2 119) and Tianyu SA (2 009).

The average clean prices for the selection within the different micron categories for good top-making (MF5), long fleeces were as follows: 18,0 microns decreased 1,5% to close at R227,40/kg; 18,5 microns moved 1,2% down to close at R221,17/kg; 19 microns lost 1,1% to close at R206,83/kg; 19,5 microns weakened by 1,6% to close at R195,52/kg; 20 microns was 1,3% stronger to close at R185,21/kg; 20,5 microns increased by 1,5% to close at R175,97/kg; 21,0 microns recovered 0,4% to close at R170,85/kg; 21,5 microns improved by 0,1% to close at R163,62/kg; 22 microns rose 0,8% to close at R164,24/kg and 22,5 microns increased by 0,9% to close at R162,47/kg.

The next sale is scheduled for 17 January 2018 where approximately ±13 040 bales will be on sale.

\*The detailed Seasonal Receipts Declared Report can be viewed at [www.capewools.co.za](http://www.capewools.co.za)