

National Weekly Wool Market Report

Season: 2017/2018

Sale Date: 28th & 29th November 2017



CAPE WOOLS SA

Tel: 27-41-4844301
 Fax: 27-41-4846792
 E-mail: stats@capewools.co.za
 Website: www.capewools.co.za

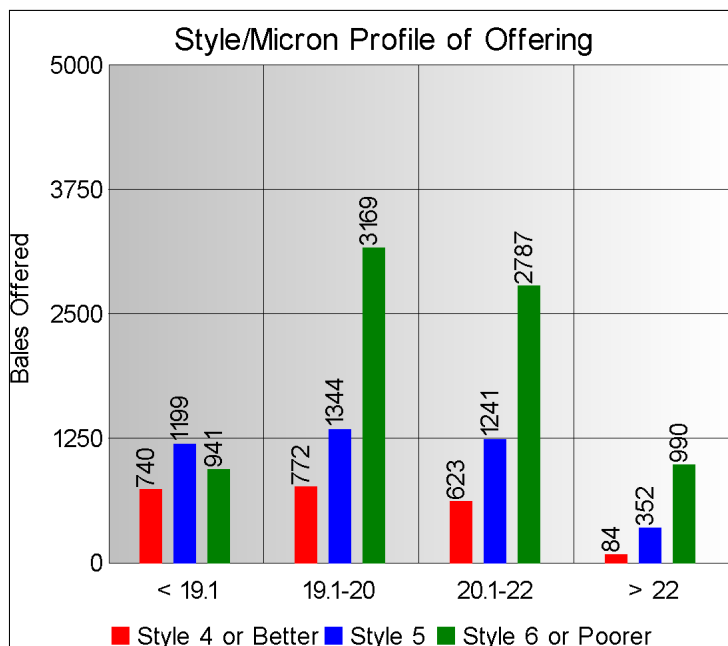
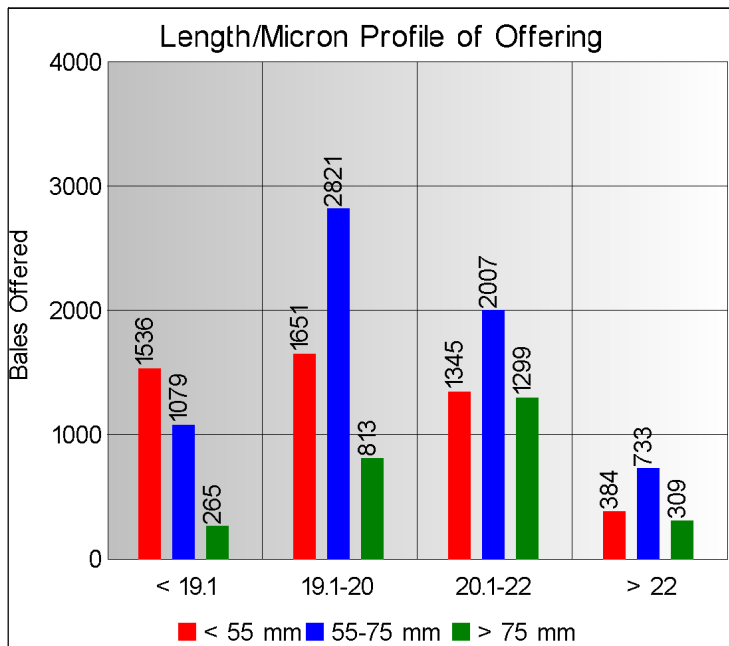
SA Merino Indicator				Buyers			
Indicator Unit	Current Sale	Last Sale	Change	Company	Bales Purchased This Week	% of Purchases	Total Bales Purchased This Season
# SA c/kg	18656	19235	-3.0%	G Modiano SA	4495	31.6%	44155
Ave. to date (17/18)	18356	18335	0.1%	Standard Wool SA	3344	23.5%	36635
Ave. to date (16/17)	15104			Tianyu SA	2551	17.9%	26028
US c/kg	1366	1380	-1.0%	Lempriere SA	2241	15.7%	19361
Euro c/kg	1167	1174	-0.6%	Stucken & Co	1063	7.5%	10224
AWEX EMI	1670	1684	-0.8%	New England Wool SA	44	0.3%	1394
Exchange Rates				Segard Masarel SA	38	0.3%	5698
Currency Unit	This Week	Previous Week	% Change	H Dawson Sons & Co			
R/USD	13.6539	13.9398	2.1%				
R/Euro	15.9832	16.3832	2.4%				
R/AUD	10.3550	10.5686	2.0%				
USD/AUD	0.7582	0.7583	0.0%				

Analysis of Offerings by Broker This Week (Bales)

Broker	Merino Fleeces	Merino Bellies	Merino Lambs	Merino Backs	Merino Locks	* Other	Total	% Sold
BKB	5752	904	567	0	533	933	8689	95.5%
CMW	1768	275	212	298	197	554	3304	99.4%
JLW	107	13	18	0	9	6	153	100.0%
MAS	360	43	67	0	39	112	621	100.0%
QWB	456	53	55	0	36	269	869	95.6%
SBL	82	12	10	0	3	24	131	100.0%
VLW	302	23	31	0	34	85	475	96.8%
Total	8827	1323	960	298	851	1983	14242	96.7%

SA Merino Indicator includes Merino types comparable to international indicators.
 ## Cape Wools All Wool Indicator, includes all white wool sold at auction.

* crossbred, coarse and coloured, inferior



* Seasonal Receipts Declared

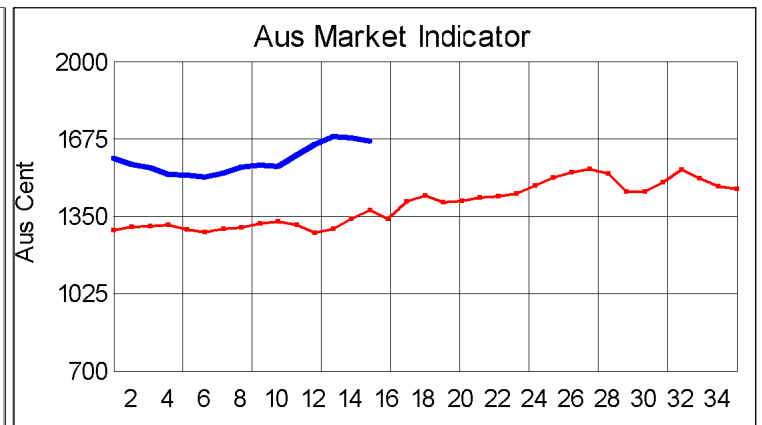
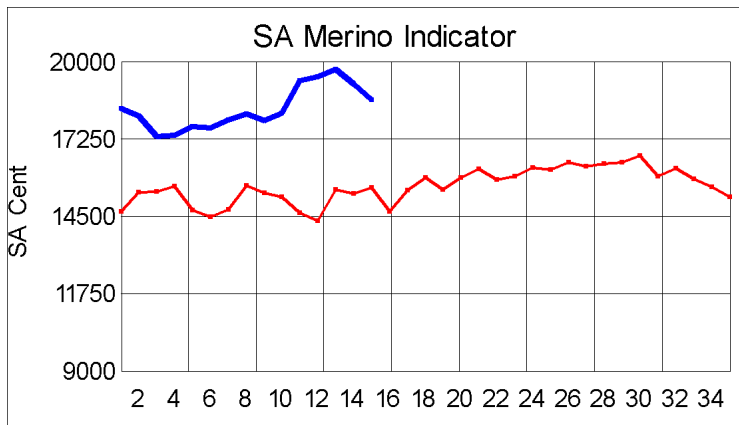
2017/18 Declared Receipts : 05 November 2017

21,456,873.7

2017/18 Declared Receipts : 26 November 2017

25,832,946.7

Percentage Change (Year-on-Year) : - 7.53



Current Season █ Previous Season █

**Average Fleece Wool Prices (c/kg. clean)
Spinners and Good Topmaking Styles (AWEX Types MF4 and MF5)**

Micron	100+mm	90mm	80mm	70mm	60mm	50mm	40mm	30mm	20mm	10mm
18.0			24407	23448	23328	21759	21089			
18.5			22574	22371	21687	20030	20114	18854		
19.0			21074	21082	20548	19829	18983			
19.5			20187	19904	19780	19000	18034			
20.0			18792	18151	18303	18028	17483			
20.5			17628	17817	17341	16957				
21.0			17004	16938	16663	16256				
21.5			16674	16605	16460					
22.0			16326	16249						
22.5			16021	16063	15609					
23.0			15760							
23.5										
24.0										

* Based on a minimum of 3 lots sold per category

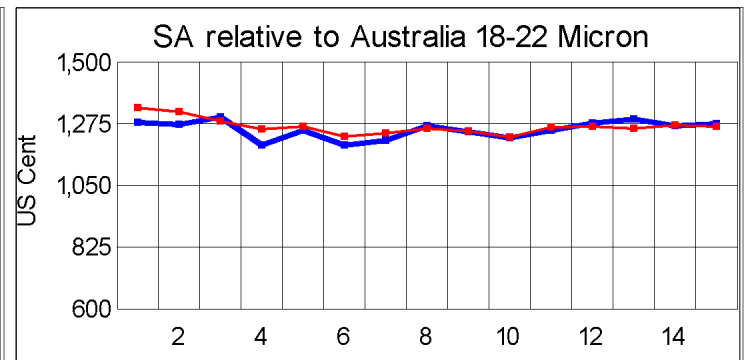
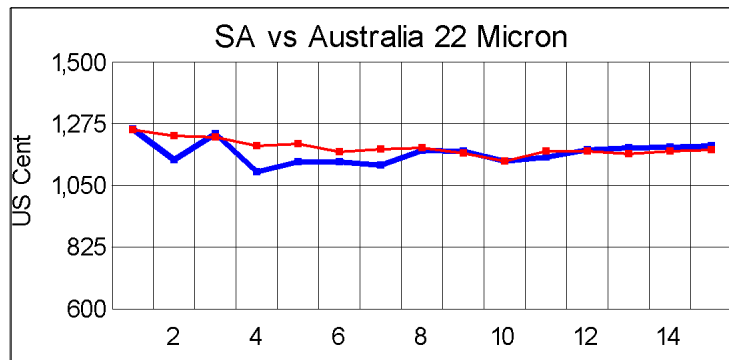
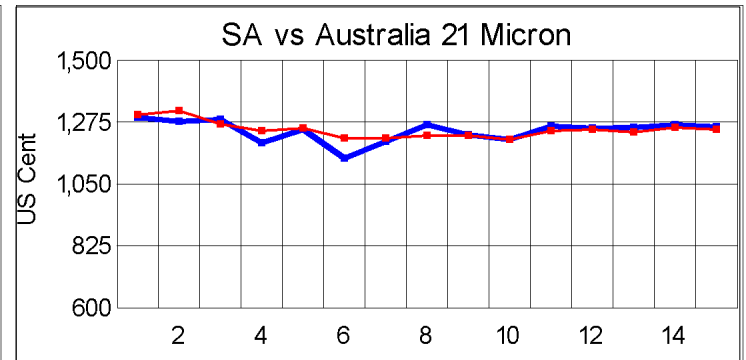
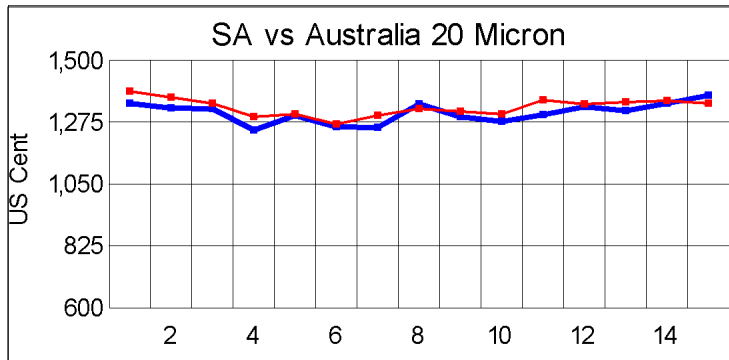
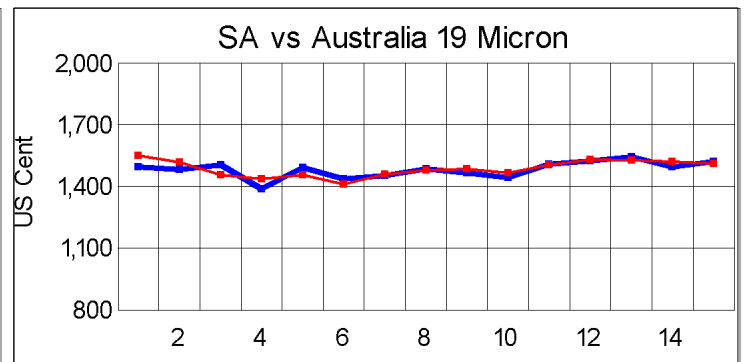
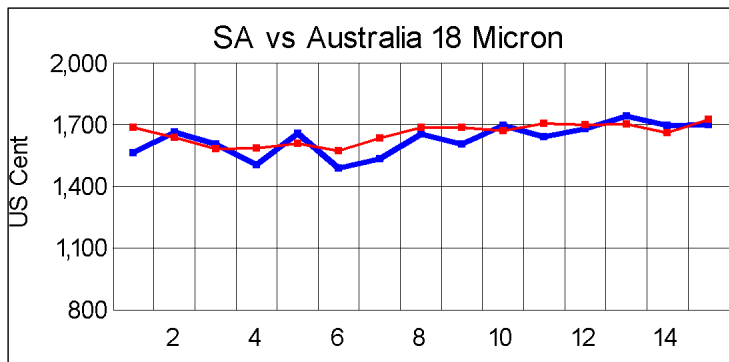
Average Topmaking Styles (AWEX MF6)

Micron	100+mm	90mm	80mm	70mm	60mm	50mm	40mm	30mm	20mm	10mm
18.0										
18.5				21343						
19.0				19967	20037	19142				
19.5				18943						
20.0			17948	17737		17419				
20.5		16770	17403	17143	16797					
21.0			16612							
21.5				16233						
22.0										
22.5										
23.0										
23.5										
24.0										

* Based on a minimum of 3 lots sold per category

Other Selected Types/Qualities

	Long			Medium		
	19μ	20μ	21μ	19μ	20μ	21μ
Good Quality						
Lambswool	20771	18683	16605	19274	18000	16290
Bellies	19924	17079	17074	18048	16607	16066
Locks				17214	14837	14257
Average Quality						
Lambswool	20223	17339		17955	13456	14960
Bellies	18995	17005		17763	16821	15407
Locks		12214	13443	15670	14592	11347
Inferior Quality						
Fleecewool	20270	17698	16515	16968	16136	14722
Lambswool	21244			20846		
Bellies	18765	17573	16229	16990	16202	14542
Locks		12413		12895	12388	8850



— SA in USc
— Aus in USc

— SA in USc
— Aus in USc

Market Commentary

WOOL MARKET 3,0% LOWER

Port Elizabeth - The wool market traded lower today and the Cape Wools Merino Indicator decreased by 3% and by 579 points to close at a value of R186,56 (Clean). The Australian EMI lost 0,8% this week. The Cape Wools All Wool Indicator declined by 3,1%.

There was consistently good demand for good quality long and fine wool. The market got off to a slow start trading softer across all types but firmed later on. The volume of wool on offer has increased significantly as the seasonal deliveries at broker stores peak. Buyers remained cautiously optimistic but commented on experiencing resistance to these high levels from the market.

Competition between buyers was good with Modiano buying the largest volume of bales for a second week running. This week saw the Rand at R13,65 to the US Dollar and R15,98 to the Euro. The Rand was 2,1% stronger against the US Dollar and 2,4% stronger against the Euro, compared with the average rate at the previous sale. The offering comprised of 14 242 bales of which 96,7% was sold. Major traders were Modiano (4 495), Standard Wool SA (3 344), Tianyu SA (2 551) and Lempriere SA (2 241).

The average clean prices for the selection within the different micron categories for good top-making (MF5), long fleeces were as follows: 18,0 microns increased 1,6% to close at R235,85/kg; 18,5 microns moved 3,5% down to close at R218,64/kg; 19 microns lost 2,8% to close at R206,52/kg; 19,5 microns weakened by 2,4% to close at R197,91/kg; 20 microns was 2,8% weaker to close at R183,55/kg; 20,5 microns decreased by 2,9% to close at R174,03/kg; 21,0 microns lost 2,7% to close at R170,60/kg; 21,5 microns decreased by 2,5% to close at R163,89/kg; 22 microns decreased by 1,6% to close at R161,40/kg and 22,5 microns declined by 2,0% to close at R157,91/kg.

The next sale is scheduled for 06 December 2017 where approximately ±15 037 bales will be on sale.

*The detailed Seasonal Receivals Declared Report can be viewed at www.capewools.co.za