

National Weekly Wool Market Report

Season: 2017/2018

Sale Date: 17 & 18 October 2017



CAPE WOOLS SA

Tel: 27-41-4844301

Fax: 27-41-4846792

E-mail: stats@capewools.co.za

Website: www.capewools.co.za

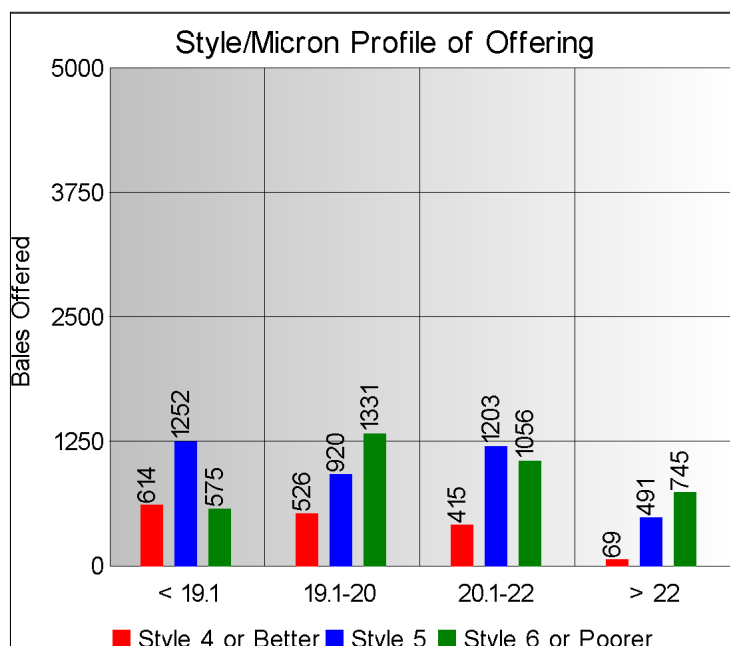
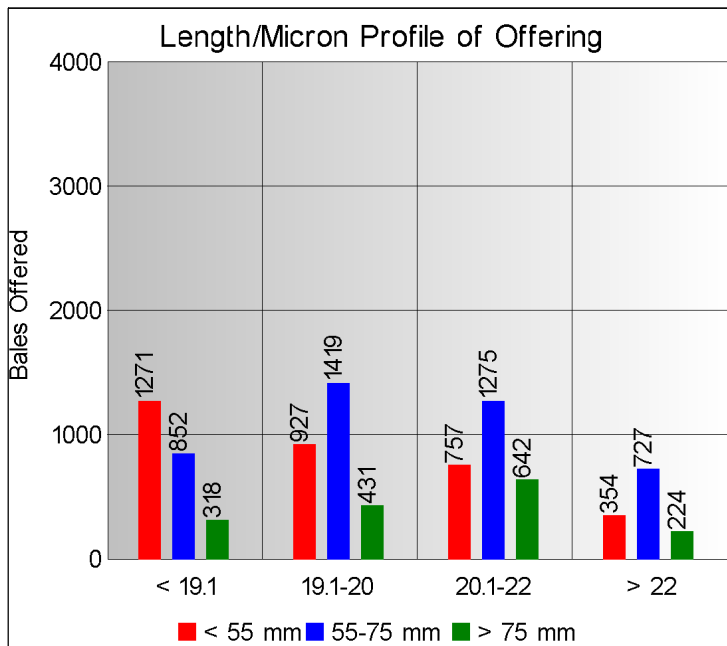
SA Merino Indicator				Buyers			
Indicator Unit	Current Sale	Last Sale	Change	Company	Bales Purchased This Week	% of Purchases	Total Bales Purchased This Season
# SA c/kg	17920	18178	-1.4%	Tianyu SA	2643	28.7%	15019
Ave. to date (17/18)	17853	17844	0.1%	G Modiano SA	2602	28.3%	23404
Ave. to date (16/17)	15112			Standard Wool SA	2224	24.2%	19728
US c/kg	1332	1337	-0.4%	Lempriere SA	749	8.1%	9155
Euro c/kg	1133	1131	0.2%	Stucken & Co	480	5.2%	5049
AWEX EMI	1568	1560	0.5%	Segard Masurel SA	298	3.2%	4487
Exchange Rates				New England Wool SA	4	0.0%	1190
Currency Unit	This Week	Previous Week	% Change	H Dawson Sons & Co			
R/USD	13.4574	13.5928	1.0%				
R/Euro	15.8204	16.0721	1.6%				
R/AUD	10.5405	10.5855	0.4%				
USD/AUD	0.7830	0.7785	-0.6%				

Analysis of Offerings by Broker This Week (Bales)

Broker	Merino Fleeces	Merino Bellies	Merino Lambs	Merino Backs	Merino Locks	* Other	Total	% Sold
BKB	3599	524	433	0	320	388	5264	98.8%
CMW	1284	229	180	168	171	252	2284	96.2%
JLW	129	15	24	0	7	7	182	100.0%
MAS	195	33	34	0	21	28	311	99.7%
QWB	301	40	94	0	49	147	631	93.5%
SBL	76	9	8	0	2	15	110	100.0%
VLW	321	21	31	0	13	29	415	98.6%
Total	5905	871	804	168	583	866	9197	97.9%

SA Merino Indicator includes Merino types comparable to international indicators.
Cape Wools All Wool Indicator, includes all white wool sold at auction.

* crossbred, coarse and coloured, inferior



* Seasonal Receipts Declared

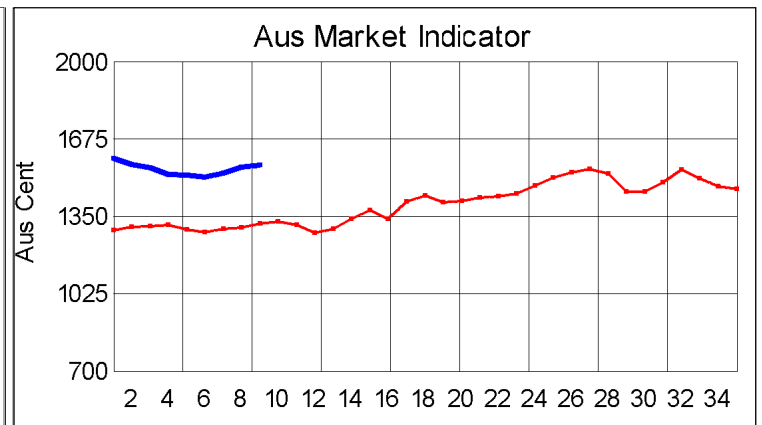
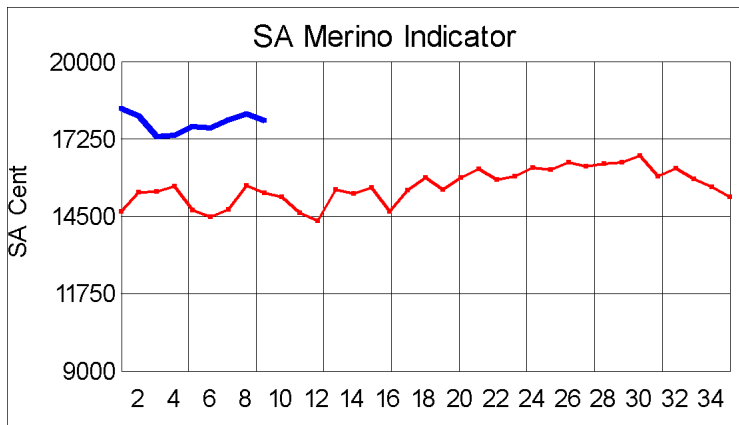
2017/18 Declared Receipts : 25 September 2017

11,020,837.3

2017/18 Declared Receipts : 16 October 2017

14,776,594.8

Percentage Change (Year-on-Year) : -6.6



Current Season █ Previous Season █

Average Fleece Wool Prices (c/kg. clean)
Spinners and Good Topmaking Styles (AWEX Types MF4 and MF5)

Micron	100+mm	90mm	80mm	70mm	60mm	50mm	40mm	30mm	20mm	10mm
18.0			23311	23039	21561	20623	19615			
18.5			21962	21676	21015	19917	18618			
19.0			20364	20219	19499	18694	17611			
19.5			18854	18797	18464	17921	17176			
20.0			17986	17765	17308	16674	15385			
20.5			17344	17095	16854	16089				
21.0			16827	16668	16677					
21.5			16482	16248	16008					
22.0			16108			14963				
22.5										
23.0										
23.5										
24.0										

* Based on a minimum of 3 lots sold per category

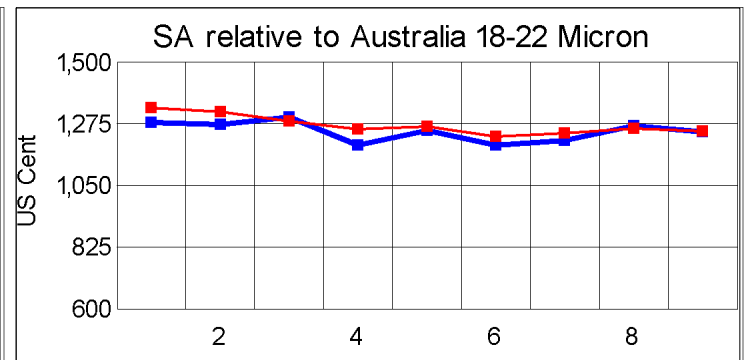
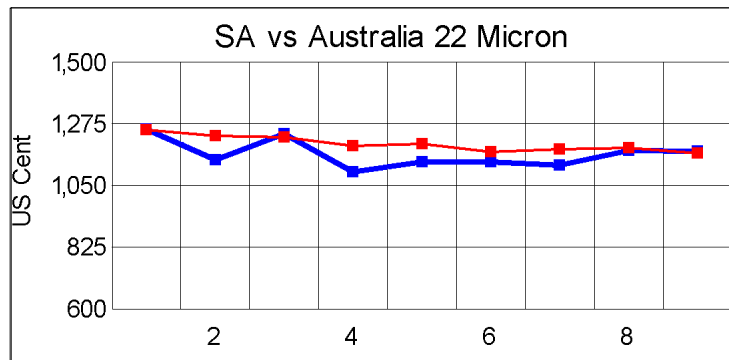
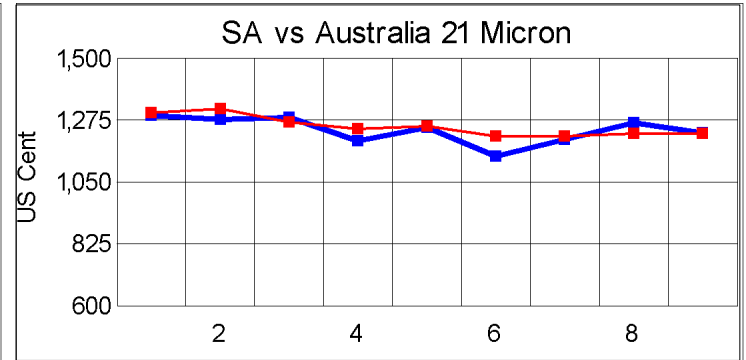
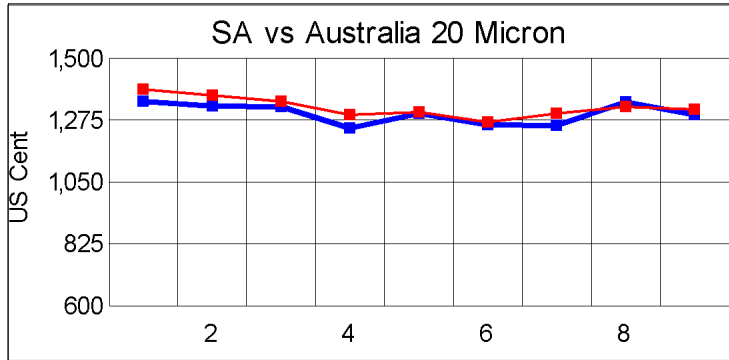
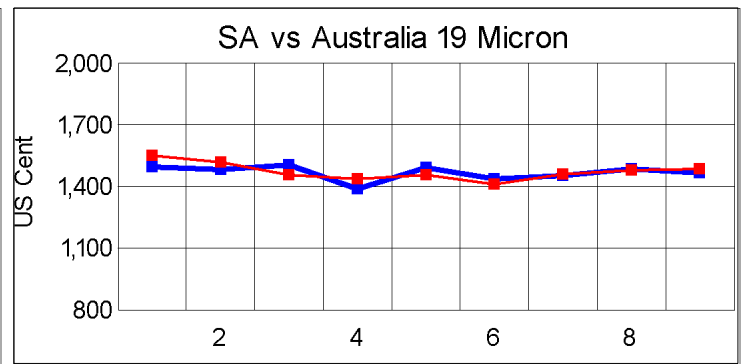
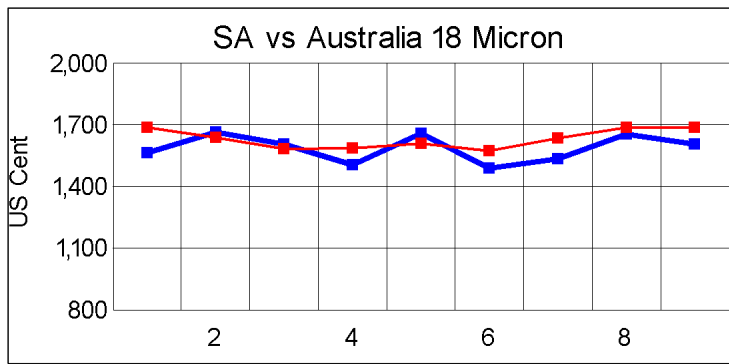
Average Topmaking Styles (AWEX MF6)

Micron	100+mm	90mm	80mm	70mm	60mm	50mm	40mm	30mm	20mm	10mm
18.0										
18.5										
19.0										
19.5			18250							
20.0						16471				
20.5			16781			15264				
21.0				16068						
21.5										
22.0					15591					
22.5										
23.0										
23.5										
24.0										

* Based on a minimum of 3 lots sold per category

Other Selected Types/Qualities

	Long			Medium		
	19μ	20μ	21μ	19μ	20μ	21μ
Good Quality						
Lambswool	20503	18220	16436	15994	15536	14735
Bellies	19287	17278		17197	16646	
Locks				16304	14500	
Average Quality						
Lambswool	19134	17889		16703	13282	
Bellies	18030	17025	14429	16993	15841	12779
Locks				14661	13753	11417
Inferior Quality						
Fleecewool	18664	17071	15560	18381	14717	
Lambswool	19523					
Bellies	17719	16308		16554	16008	15382
Locks				13016	11283	



— SA in USc
— Aus in USc

— SA in USc
— Aus in USc

Market Commentary

WOOL MARKET 1,4% LOWER

Port Elizabeth - The wool market traded slightly softer today and the Cape Wools Merino Indicator decreased with 1,4% and by 258 points to close at a value of R179,20 (Clean). On the Australian market, the EMI gained 0,5% this week. The Cape Wools All Wool Indicator decreased by 1,4%.

The wool market offering consisted of an even spread across the long and medium length wool. There was excellent demand for the finer wool although buyers mentioned some price resistance forming at these levels. The coarser wool declined markedly possibly due to volumes increasing as the larger seasonal deliveries come on stream. Competition between buyers was fierce with Tianyu SA buying the largest volume of bales.

This week saw the Rand at R13,46 to the US Dollar and R15,82 to the Euro. The Rand was 1,0% stronger against the US Dollar and 1,6% stronger against the Euro, compared with the average rate at the previous sale. The offering comprised of 9 197 bales of which 97,9% was sold. Major traders were Tianyu SA (2 643), Modiano (2 602), Standard Wool SA (2 224) and Lempriere SA (749).

The average clean prices for the selection within the different micron categories for good top-making (MF5), long fleeces were as follows: 18,0 microns decreased 1,0% to close at R227,50/kg; 18,5 microns moved 0,2% up to close at R214,30/kg; 19 microns lost 0,6% to close at R200,14/kg; 19,5 microns weakened by 1,8% to close at R187,93/kg; 20 microns was 1,7% weaker to close at R177,14/kg; 20,5 microns lost 0,3% to close at R170,89/kg; 21,0 microns lost 0,9% to close at R165,34/kg; 21,5 microns tumbled by 2,8% to close at R161,27/kg; 22 microns fell 2,6% to close at R157,25/kg and 22,5 microns declined by 3,3% to close at R154,30/kg.

The next sale is scheduled for 25 October 2017 where approximately ±9 691 bales will be on sale.

*The detailed Seasonal Receivals Declared Report can be viewed at www.capewools.co.za