

National Weekly Wool Market Report

Season: 2017/2018

Sale Date: 19 & 20 September 2017



CAPE WOOLS SA

Tel: 27-41-4844301

Fax: 27-41-4846792

E-mail: stats@capewools.co.za

Website: www.capewools.co.za

SA Merino Indicator				Buyers			
Indicator Unit	Current Sale	Last Sale	Change	Company	Bales Purchased This Week	% of Purchases	Total Bales Purchased This Season
# SA c/kg	17727	17411	1.8%	G Modiano SA	2577	29.7%	13571
Ave. to date (17/18)	17789	17805	-0.1%	Standard Wool SA	2282	26.3%	11805
Ave. to date (16/17)	15157			Tianyu SA	1567	18.1%	7682
US c/kg	1337	1332	0.4%	Lempriere SA	867	10.0%	6446
Euro c/kg	1114	1112	0.2%	Segard Masurel SA	634	7.3%	2706
AWEX EMI	1527	1528	-0.1%	Stucken & Co	504	5.8%	3049
Exchange Rates				New England Wool SA	36	0.4%	1179
Currency Unit	This Week	Previous Week	% Change	H Dawson Sons & Co			
R/USD	13.2589	13.0737	-1.4%				
R/Euro	15.9140	15.6588	-1.6%				
R/AUD	10.6537	10.4878	-1.6%				
USD/AUD	0.8032	0.7781	-3.2%				

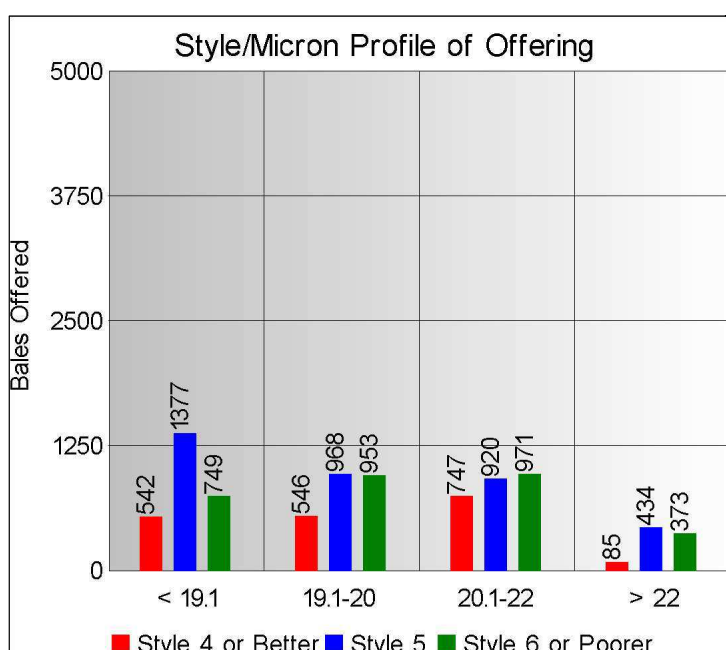
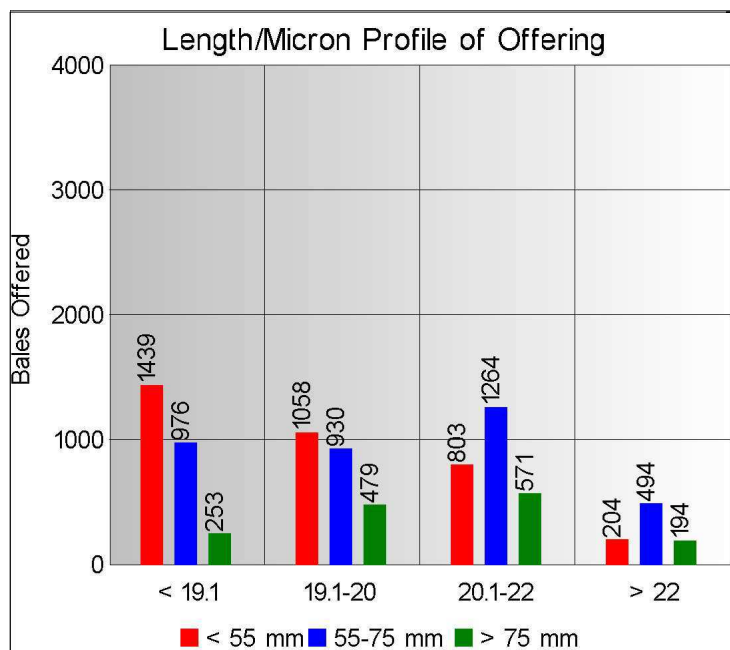
Analysis of Offerings by Broker This Week (Bales)

Broker	Merino Fleeces	Merino Bellies	Merino Lambs	Merino Backs	Merino Locks	* Other	Total	% Sold
BKB	2636	514	470	2	297	561	4480	98.6%
CMW	1391	230	171	191	130	301	2414	96.6%
JLW	108	10	19	0	9	27	173	100.0%
MAS	297	74	67	0	43	89	570	96.0%
QWB	266	43	141	0	65	134	649	96.2%
SBL	28	5	4	0	0	61	98	100.0%
VLW	203	20	20	0	8	30	281	98.9%
Total	4929	896	892	193	552	1203	8665	97.7%

SA Merino Indicator includes Merino types comparable to international indicators.

* crossbred, coarse and coloured, inferior

Cape Wools All Wool Indicator, includes all white wool sold at auction.



* Seasonal Receipts Declared

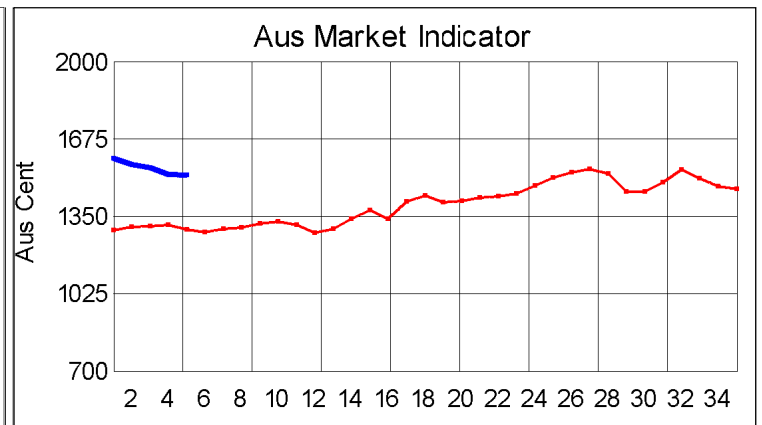
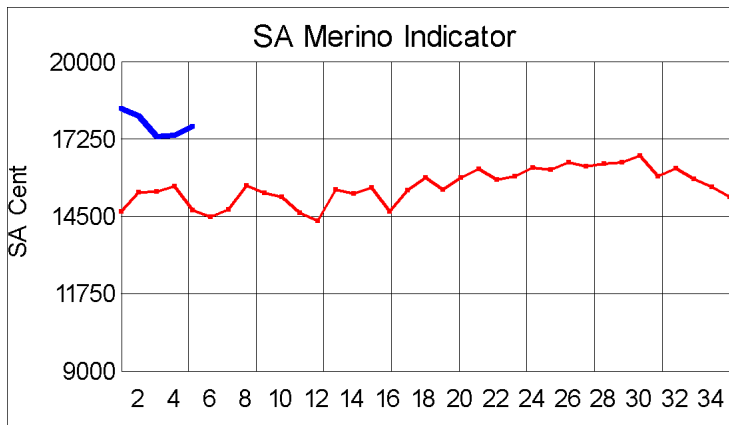
2017/18 Declared Receipts : 28 August 2017

6,266,721.8

2017/18 Declared Receipts : 18 September 2017

9,126,089.8

Percentage Change (Year-on-Year) : 0.24



Current Season — Previous Season —

**Average Fleece Wool Prices (c/kg. clean)
Spinners and Good Topmaking Styles (AWEX Types MF4 and MF5)**

Micron	100+mm	90mm	80mm	70mm	60mm	50mm	40mm	30mm	20mm	10mm
18.0			22908	22512	21143	20296	19988			
18.5			21397	21395	20360	19807	17084			
19.0			19940	19716	19032	18223	17627			
19.5			18838	18448	17854	17471	16671			
20.0		17717	17741	17371	17122	16723	15929			
20.5			17157	17073	16780	16132				
21.0			16926	16708	16405	15902				
21.5		16382	16649	16528	16355					
22.0			16760	15986	15886	14748				
22.5										
23.0										
23.5				15224						
24.0										

* Based on a minimum of 3 lots sold per category

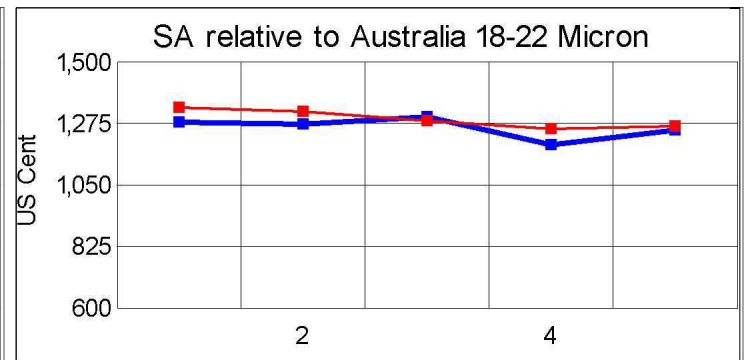
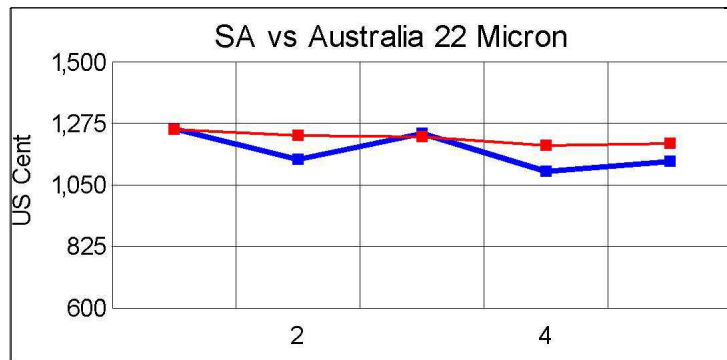
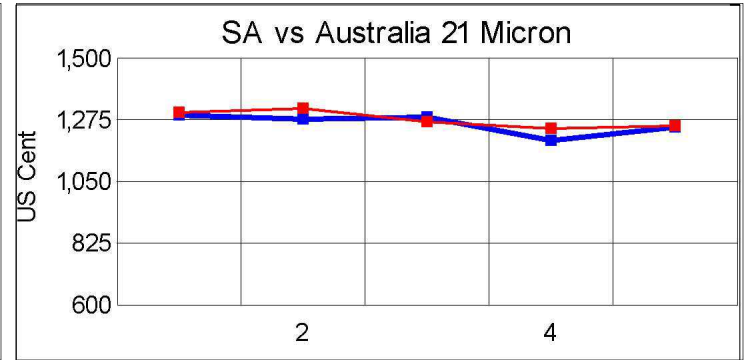
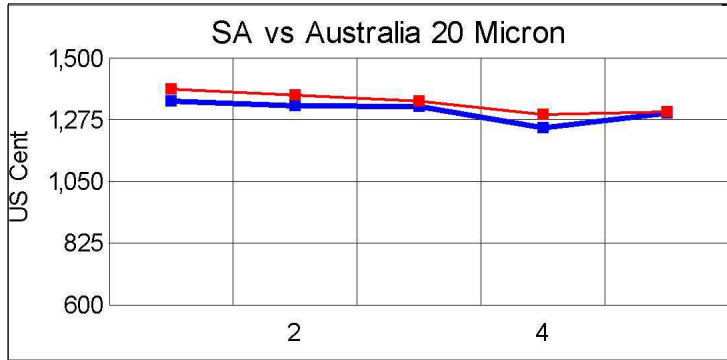
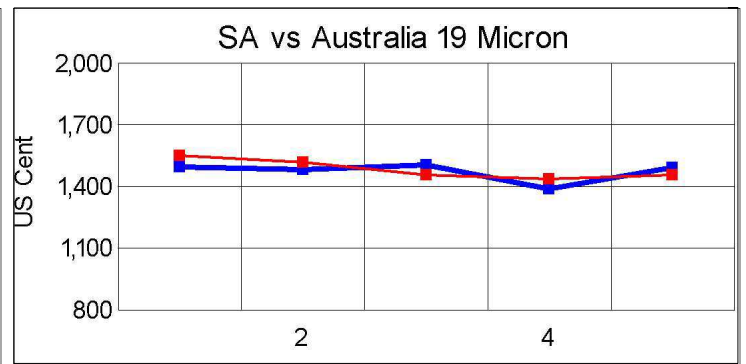
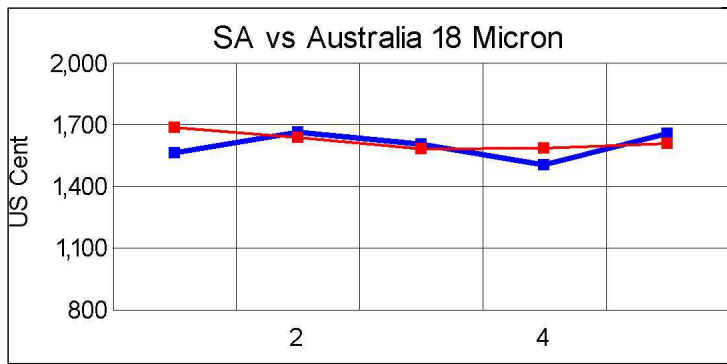
Average Topmaking Styles (AWEX MF6)

Micron	100+mm	90mm	80mm	70mm	60mm	50mm	40mm	30mm	20mm	10mm
18.0										
18.5										
19.0										
19.5					17689					
20.0			17454	16822		16401				
20.5										
21.0				16291						
21.5										
22.0										
22.5										
23.0										
23.5										
24.0										

* Based on a minimum of 3 lots sold per category

Other Selected Types/Qualities

	Long			Medium		
	19μ	20μ	21μ	19μ	20μ	21μ
Good Quality						
Lambswool	20051	17330		17881	16084	
Bellies	17742	17606		16922	15336	14193
Locks				16362	14333	
Average Quality						
Lambswool	19063	17731		15298	13484	13821
Bellies	16834	16286		17042	15801	13829
Locks				14209	13150	12401
Inferior Quality						
Fleecewool	17665	16262	15582	17233	13631	13631
Lambswool	17077			16478	16015	
Bellies	17906	16189	14207	16167	14772	13409
Locks		12341		11651	11909	12345



— SA in USc
— Aus in USc

— SA in USc
— Aus in USc

Market Commentary

WOOL MARKET 1,8% HIGHER

Port Elizabeth - The wool market reacted positively to favorable trade news and the Cape Wools Merino Indicator increased with 1,8% and by 316 points to close at a value of R177,27 (Clean). On the Australian market, the EMI lost 0,1% this week. The Cape Wools All Wool Indicator increased by 1,9%.

Market demand for Merino wool remains strong across all micron ranges with the finer and broader ends benefitting most today. The mid-micron ranges showed smaller gains for long wool yet surprisingly did better with medium length. This was a fair sized auction which saw buyers competing vigorously in a market driven by the positive consumer sentiment towards Merino wool.

This week saw the Rand at R13,26 to the US Dollar and R15,91 to the Euro. The Rand was 1,4% weaker against the US Dollar and 1,6% weaker against the Euro, compared with the average rate at the previous sale. The offering comprised of 8 665 bales of which 97,7% was sold. Major traders were Modiano (2 577), Standard Wool SA (2 282), Tianyu SA (1 567) and Lempriere SA (867).

The average clean prices for the selection within the different micron categories for good top-making (MF5), long fleeces were as follows: 18,0 microns increased 2,7% to close at R213,49/kg; 18,5 microns moved 2,6% up to close at R207,04/kg; 19 microns gained 2,8% to close at R193,58/kg; 19,5 microns strengthened by 2,0% to close at R180,21/kg; 20 microns was 2,2% stronger to close at R173,19/kg; 20,5 microns won 1,6% to close at R167,72/kg; 21,0 microns recovered 2,2% to close at R166,58/kg; 21,5 microns improved by 2,2% to close at R164,28/kg; 22 microns rose 2,0% to close at R159,59/kg and 22,5 microns climbed by 3,2% to close at R159,47/kg.

The next sale is scheduled for 27 September 2017 where approximately ±5 706 bales will be on sale.

*The detailed Seasonal Receipts Declared Report can be viewed at www.capewools.co.za