

# National Weekly Wool Market Report

Season: 2017/2018

Sale Date: 5 & 6 September 2017



CAPE WOOLS SA

Tel: 27-41-4844301  
 Fax: 27-41-4846792  
 E-mail: stats@capewools.co.za  
 Website: www.capewools.co.za

SA Merino Indicator				Buyers			
Indicator Unit	Current Sale	Last Sale	Change	Company	Bales Purchased This Week	% of Purchases	Total Bales Purchased This Season
# SA c/kg	17366	18092	-4.0%				
Ave. to date (17/18)	17936	18221	-1.6%				
Ave. to date (16/17)	15153						
US c/kg	1345	1366	-1.6%	G Modiano SA	3329	29.7%	9480
Euro c/kg	1129	1160	-2.7%	Standard Wool SA	2470	22.0%	7893
AWEX EMI	1557	1572	-1.0%	Tianyu SA	2051	18.3%	5180
				Lempriere SA	1471	13.1%	5066
				Stucken & Co	731	6.5%	2362
				Segard Masurel SA	655	5.8%	1867
				New England Wool SA	224	2.0%	1047
				H Dawson Sons & Co			

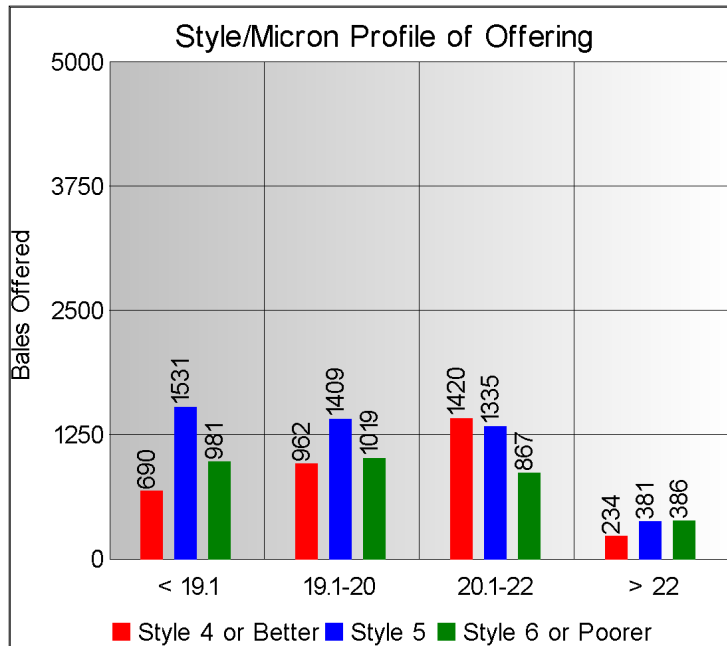
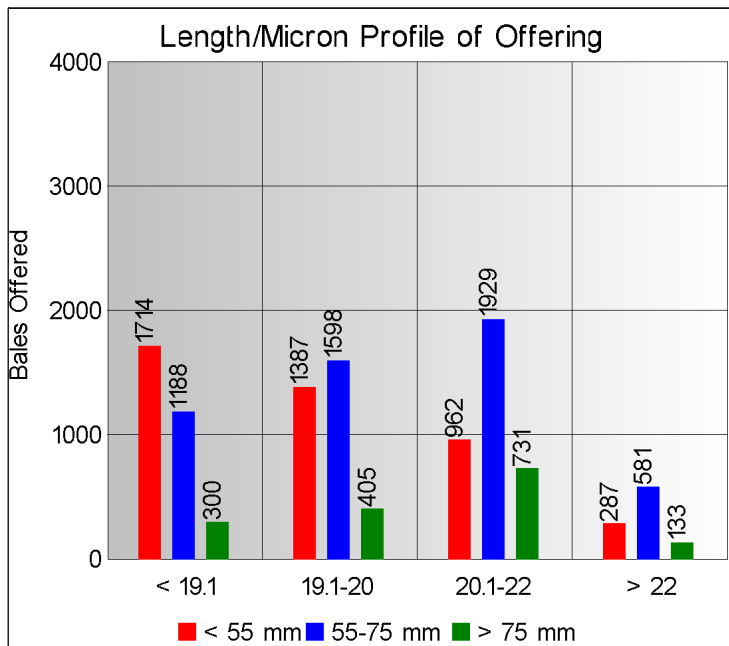
Exchange Rates			
Currency Unit	This Week	Previous Week	% Change
R/USD	12.9096	13.2402	2.5%
R/Euro	15.3843	15.5957	1.4%
R/AUD	10.2914	10.4503	1.5%
USD/AUD	0.7969	0.7892	-1.0%

## Analysis of Offerings by Broker This Week (Bales)

Broker	Merino Fleeces	Merino Bellies	Merino Lambs	Merino Backs	Merino Locks	* Other	Total	% Sold
BKB	3078	487	527	0	391	710	5193	97.6%
CMW	1430	202	383	116	250	564	2945	97.4%
JLW	367	50	79	0	50	60	606	100.0%
MAS	387	68	47	0	44	89	635	100.0%
QWB	484	50	47	0	55	183	819	92.7%
SBL	256	32	52	0	31	81	452	100.0%
VLW	337	36	56	0	57	79	565	95.9%
<b>Total</b>	<b>6339</b>	<b>925</b>	<b>1191</b>	<b>116</b>	<b>878</b>	<b>1766</b>	<b>11215</b>	<b>97.5%</b>

# SA Merino Indicator includes Merino types comparable to international indicators.  
 ## Cape Wools All Wool Indicator, includes all white wool sold at auction.

\* crossbred, coarse and coloured, inferior



### \* Seasonal Receipts Declared

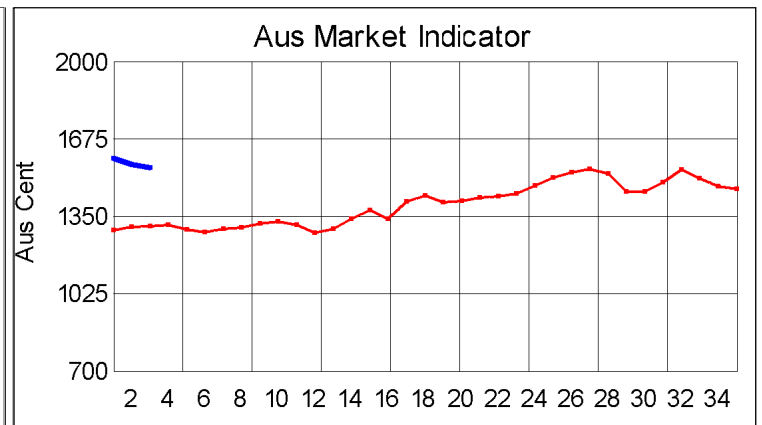
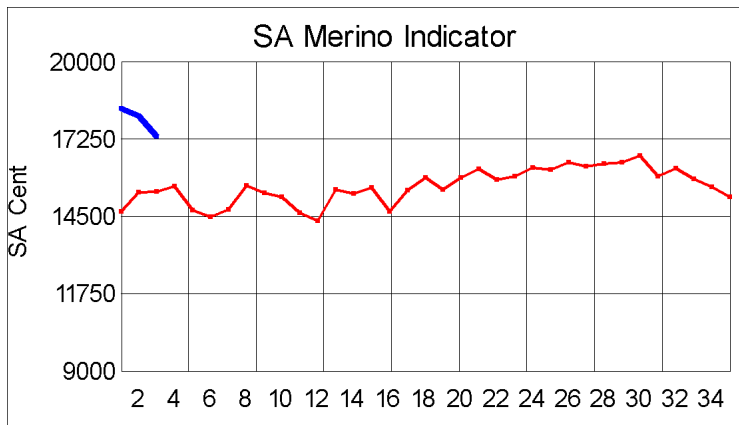
2017/18 Declared Receipts : 17 August 2017

4,928,318.4

2017/18 Declared Receipts : 07 September 2017

6,990,790.2

Percentage Change (Year-on-Year) : 18.41



Current Season — Previous Season —

**Average Fleece Wool Prices (c/kg. clean)  
Spinners and Good Topmaking Styles (AWEX Types MF4 and MF5)**

Micron	100+mm	90mm	80mm	70mm	60mm	50mm	40mm	30mm	20mm	10mm
18.0				21591	21096	19890	17846			
18.5			21535	21339	19046	18951	17869			
19.0		19326	19136	19608	18531	18258	16957			
19.5			18349	18144	17462	17008	16234			
20.0			17575	17427	16919	16242	15962			
20.5			17207	16930	16384	15877	14379			
21.0			16672	16606	16007	15082	13312			
21.5			16374	16238	15618	15026				
22.0			16015	16028	15970					
22.5				15393	15368	14880				
23.0					14743					
23.5										
24.0					13792					

\* Based on a minimum of 3 lots sold per category

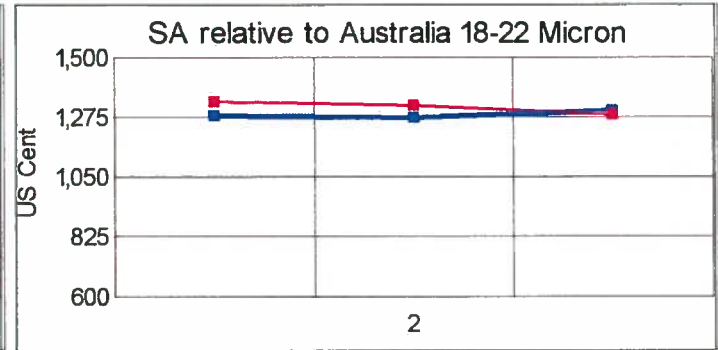
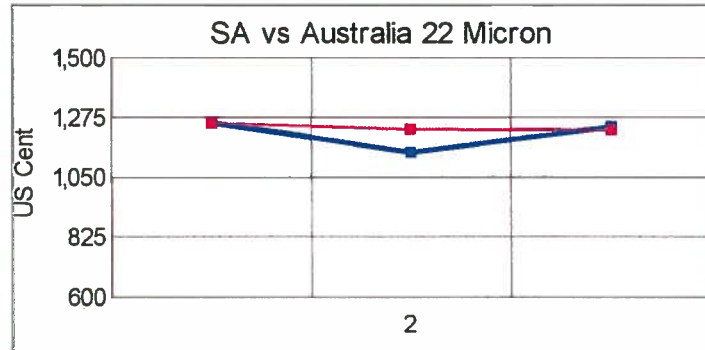
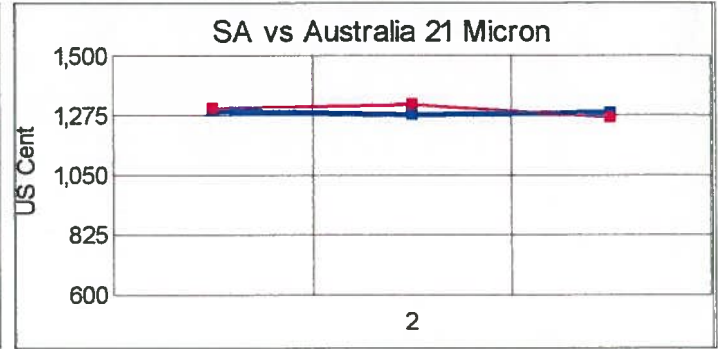
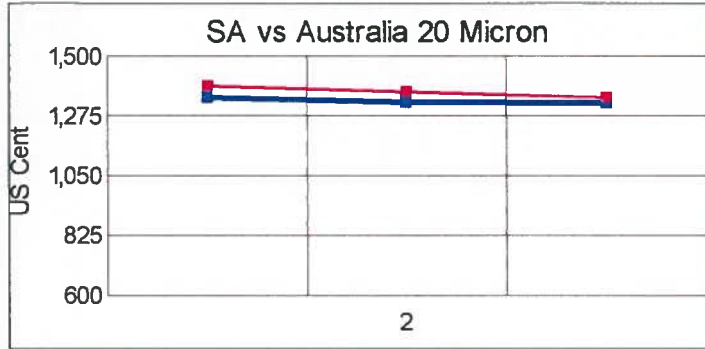
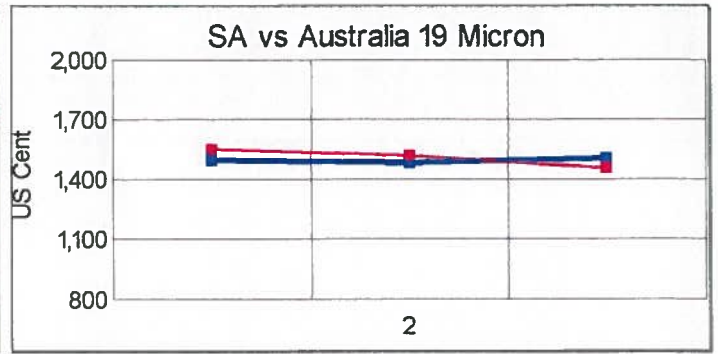
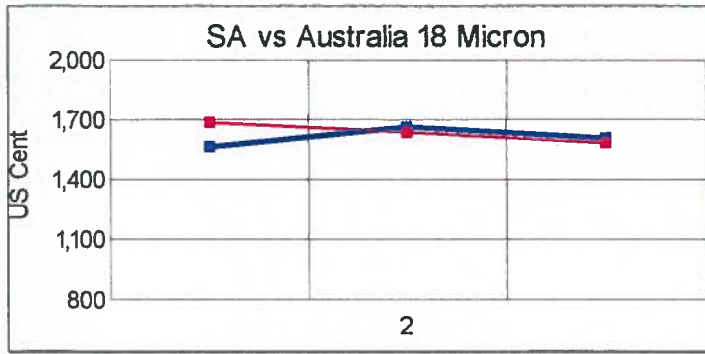
**Average Topmaking Styles (AWEX MF6)**

Micron	100+mm	90mm	80mm	70mm	60mm	50mm	40mm	30mm	20mm	10mm
18.0										
18.5										
19.0										
19.5			18041							
20.0				16468	16395					
20.5										
21.0										
21.5										
22.0										
22.5										
23.0										
23.5										
24.0										

\* Based on a minimum of 3 lots sold per category

**Other Selected Types/Qualities**

	Long			Medium		
	19μ	20μ	21μ	19μ	20μ	21μ
<b>Good Quality</b>						
Lambswool	19183	17594	16419	16993	12980	12259
Bellies		16198		16447	15537	12663
Locks				13314	12922	
<b>Average Quality</b>						
Lambswool	19463	16834	16763	17525		14555
Bellies	17676	16339		12619	14126	12881
Locks				13000	11608	11071
<b>Inferior Quality</b>						
Fleecewool	17762	16161	15339	16109	15631	14910
Lambswool	17850	16680		18301		
Bellies	16607	15093	11258	15121	13814	12205
Locks				10716	10242	10355



— SA in USc  
— Aus in USc

— SA in USc  
— Aus in USc

### Market Commentary

#### WOOL MARKET 4,0% LOWER

Port Elizabeth - The wool market traded 4,0% lower this week and the Cape Wools Merino Indicator decreased by 4,0% and by 726 points to close at a value of R173,66 (Clean). On the Australian market, the EMI decreased 1,0% this week. The Cape Wools All Wool Indicator lost 3,9%.

The market performed well today and the effect of a slightly stronger Rand to its value two weeks ago was set off by the continued solid demand for wool. The finer and mid-micron groups declined most while the coarser end of the market hung on to its recent gains. After the week recess the competition on the market for good quality long wool was fierce with Modiano purchasing the lion share of the bales on offer.

This week saw the Rand at R12,91 to the US Dollar and R15,38 to the Euro. The Rand was 2,5% stronger against the US Dollar and 1,4% stronger against the Euro, compared with the average rate at the previous sale. The offering comprised of 11 215 bales of which 97,5% was sold. Major traders were Modiano (3 329), Standard Wool SA (2 470), Tianyu SA (2 051) and Lempriere SA (1 471).

The average clean prices for the selection within the different micron categories for good top-making (MF5), long fleeces were as follows: 18,0 microns decreased 6,0% to close at R204,45/kg; 18,5 microns moved 1,8% down to close at R206,46/kg; 19 microns lost 6,3% to close at R188,43/kg; 19,5 microns weakened by 4,6% to close at R179,54/kg; 20 microns was 4,0% weaker to close at R173,80/kg; 20,5 microns lost 5,8% to close at R168,08/kg; 21,0 microns lost 6,1% to close at R163,91/kg; 21,5 microns tumbled by 5,6% to close at R160,32/kg; 22 microns fell 2,9% to close at R158,64/kg and 22,5 microns declined by 3,3% to close at R154,95/kg.

The next sale is scheduled for 13 September 2017 where approximately ±5 203 bales will be on sale.

\*The detailed Seasonal Receipts Declared Report can be viewed at [www.capewools.co.za](http://www.capewools.co.za)