

# National Weekly Wool Market Report

Season: 2016/2017

Sale Date: 10 May 2017



CAPE WOOLS SA

Tel: 27-41-4844301  
 Fax: 27-41-4846792  
 E-mail: stats@capewools.co.za  
 Website: www.capewools.co.za

SA Merino Indicator				Buyers			
Indicator Unit	Current Sale	Last Sale	Change	Company	Bales Purchased This Week	% of Purchases	Total Bales Purchased This Season
# SA c/kg	16237	15944	1.8%	G Modiano SA	2180	32.8%	95585
Ave. to date (16/17)	15586	15565	0.1%	Standard Wool SA	1824	27.4%	87915
Ave. to date (15/16)	14325			Lempriere SA	1253	18.8%	64749
US c/kg	1199	1211	-1.0%	Stucken & Co	799	12.0%	33065
Euro c/kg	1104	1111	-0.6%	Segard Masurel SA	354	5.3%	13380
AWEX EMI	1549	1495	3.6%	New England Wool SA	92	1.4%	5075
				H Dawson Sons & Co			1492
				SAFIL SA			

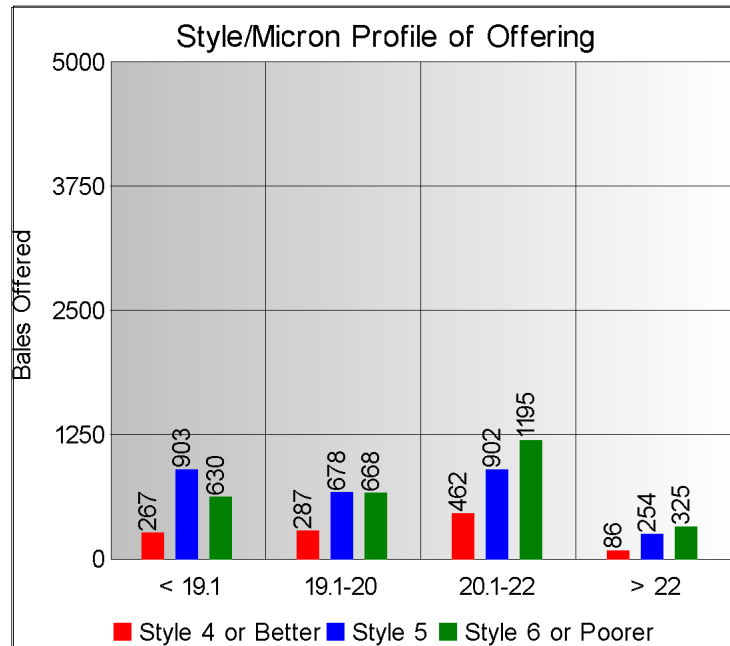
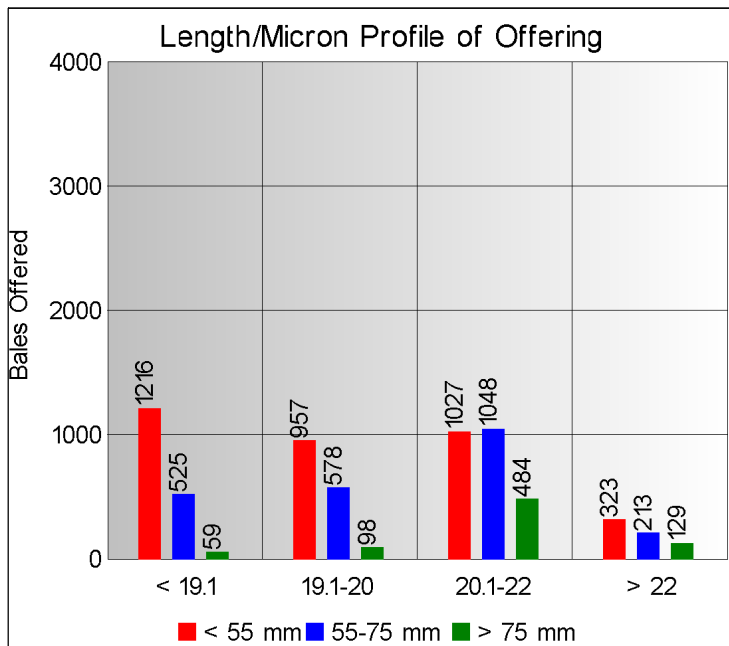
Exchange Rates			
Currency Unit	This Week	Previous Week	% Change
R/USD	13.5371	13.1635	-2.8%
R/Euro	14.7019	14.3528	-2.4%
R/AUD	9.9990	9.8652	-1.4%
USD/AUD	0.7387	0.7492	1.4%

## Analysis of Offerings by Broker This Week (Bales)

Broker	Merino Fleeces	Merino Bellies	Merino Lambs	Merino Backs	Merino Locks	* Other	Total	% Sold
BKB	1523	290	420	0	209	595	3037	97.0%
CMW	1162	228	258	88	128	488	2352	98.5%
JLW	33	2	10	0	0	3	48	100.0%
MAS	315	23	102	0	35	92	567	95.4%
QWB	71	5	21	0	9	280	386	100.0%
SBL	78	15	6	0	8	14	121	98.4%
VLW	103	8	14	0	13	8	146	100.0%
<b>Total</b>	<b>3285</b>	<b>571</b>	<b>831</b>	<b>88</b>	<b>402</b>	<b>1480</b>	<b>6657</b>	<b>97.7%</b>

# SA Merino Indicator includes Merino types comparable to international indicators.  
 ## Cape Wools All Wool Indicator, includes all white wool sold at auction.

\* crossbred, coarse and coloured , inferior



### \* Seasonal Receipts Declared

2016/17 Declared Receipts : 16 April 2017

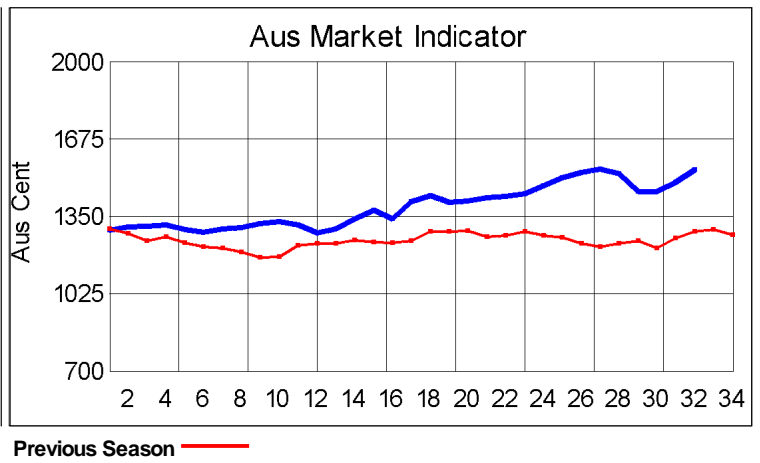
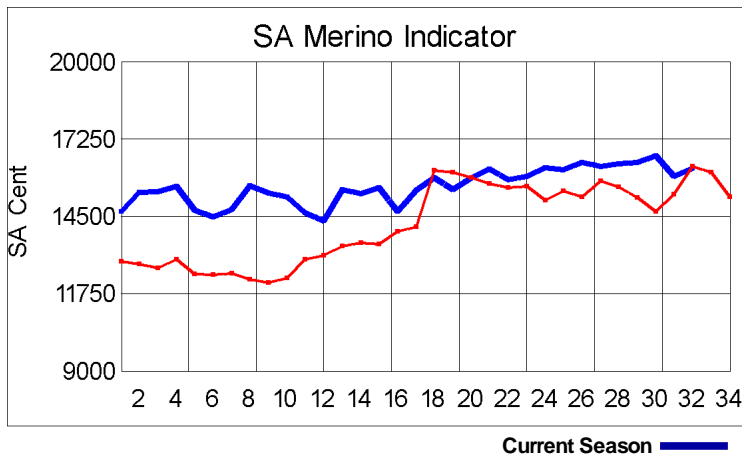
48,090,068.0

2016/17 Declared Receipts : 07 May 2017

49,596,742.7

Percentage Change (Year-on-Year) :

4.39



Current Season █ Previous Season █

**Average Fleece Wool Prices (c/kg. clean)  
Spinners and Good Topmaking Styles (AWEX Types MF4 and MF5)**

Micron	100+mm	90mm	80mm	70mm	60mm	50mm	40mm	30mm	20mm	10mm
18.0				17417	17883	19696	18704	16247		
18.5			18583	21498	20188	18846	14912			
19.0			18265	17629	18416	17305	17062	16236		
19.5			17614	16221	16919	16582	16020			
20.0			16046	16347	15400	15274				
20.5				15394	14888	14394	14283			
21.0			14229	14640	13910	13706				
21.5				14477	13900	13551				
22.0				14502	13123	13214				
22.5										
23.0										
23.5										
24.0										

\* Based on a minimum of 3 lots sold per category

**Average Topmaking Styles (AWEX MF6)**

Micron	100+mm	90mm	80mm	70mm	60mm	50mm	40mm	30mm	20mm	10mm
18.0										
18.5								10674		
19.0										
19.5					16714	15917				
20.0										
20.5							13050			
21.0										
21.5										
22.0										
22.5										
23.0										
23.5										
24.0										

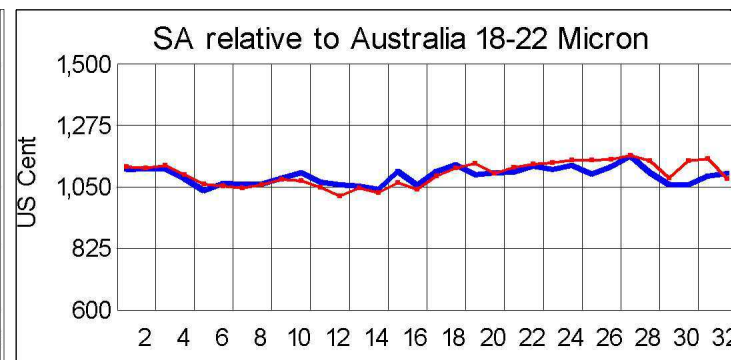
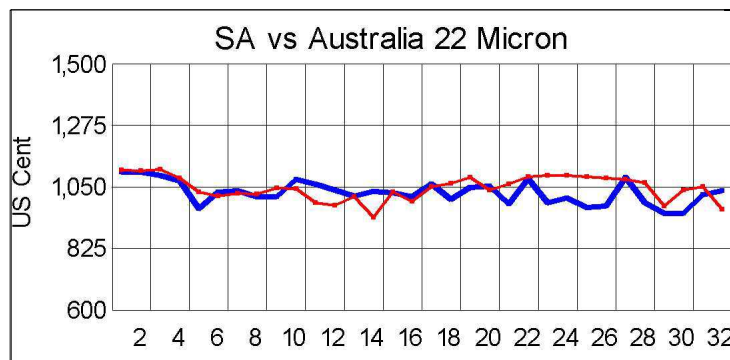
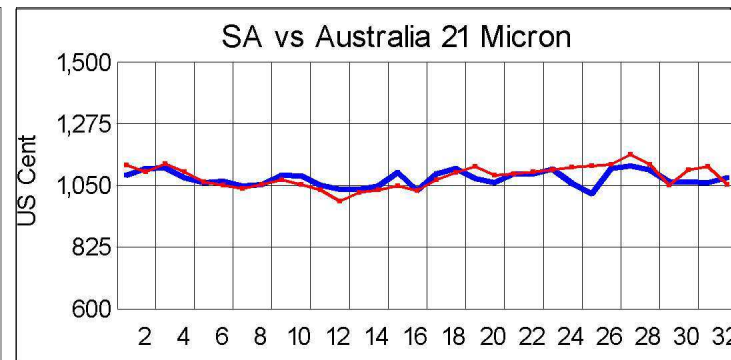
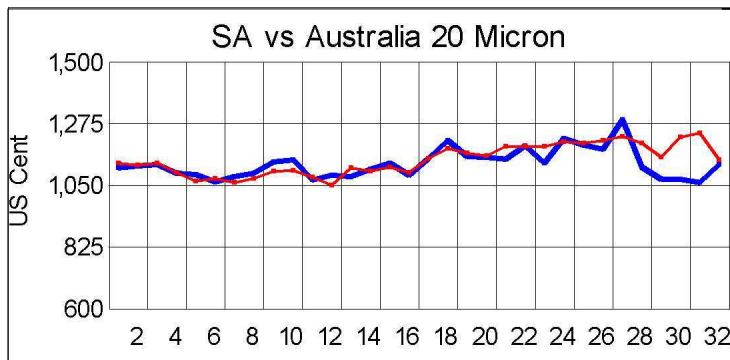
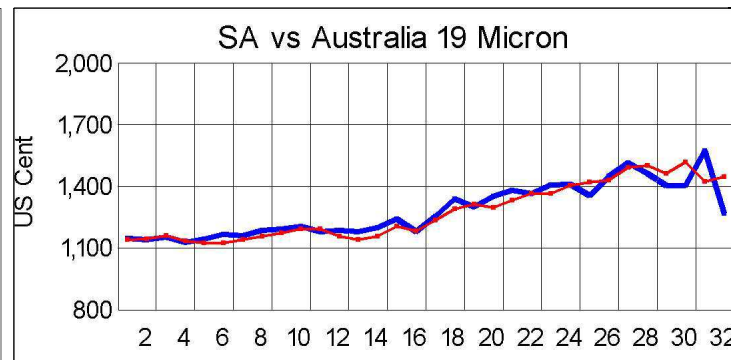
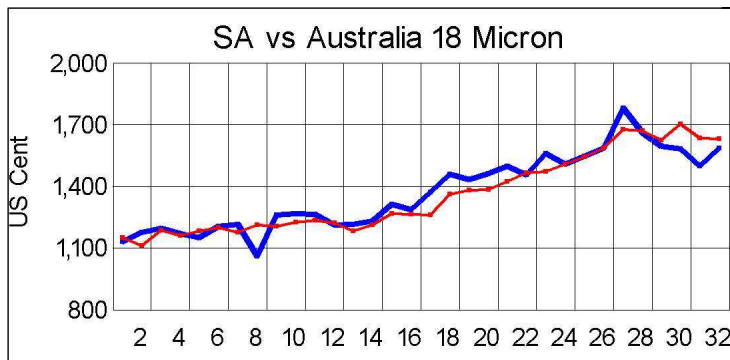
\* Based on a minimum of 3 lots sold per category

**Other Selected Types/Qualities**

Long

Medium

	19μ	20μ	21μ	19μ	20μ	21μ
<b>Good Quality</b>						
Lambswool	19876	15832	14214	16567	15049	14555
Bellies				18100	15618	
Locks				15102	15061	
<b>Average Quality</b>						
Lambswool	19838	14784	14174	17490	14482	14400
Bellies		13127		16203	14880	13511
Locks				14392	13669	10864
<b>Inferior Quality</b>						
Fleecewool	15662	14941	13395	13878	12851	
Lambswool	15009	13002	12838	15664	15316	10957
Bellies		14644		14542	14173	13256
Locks	11645			11042	10254	8856



— SA in USc  
— Aus in USc

— SA in USc  
— Aus in USc

## Market Commentary

### WOOL MARKET 1,8% HIGHER

Port Elizabeth - The wool market traded higher at this weeks' auction and the Cape Wools Merino Indicator increased by 1,8% and by 293 points to close at a value of R162,37 (Clean). The Australian EMI gained 3,6% this week. The Cape Wools All Wool Indicator gained 1,9%.

The wool market rallied at this weeks' auction and increased with an impressive 1,8%. The majority of wool offered traded dearer as volumes decline with the season tapering off. Buyers commented that the demand for good quality long fleece wool was excellent. Modiano turned the tables on its rival Standard Wool by purchasing the most wool at auction.

This week saw the Rand at R13,54 to the US Dollar. The Rand was 2,8% weaker against the US Dollar compared with the average rate at the previous sale. The Rand was 2,4% weaker against the Euro, trading at R14,70. The offering comprised of 6 657 bales of which 97,6% was sold. Major traders were Modiano (2 172), Standard Wool SA (1 824), Lempriere SA (1 253) and Stucken & Co (799).

The average clean prices for the selection within the different micron categories for good top-making (MF5), long fleeces were as follows: 18,0 microns increased 0,9% to close at R221,30/kg; 18,5 microns increased 1,1% to close at R215,71/kg; 19 microns gained 1,3% to close at R196,14/kg; 19,5 microns moved up 1,6% to close at R172,44/kg; 20 microns increased with 2,3% to close at R158,59/kg; 20,5 microns moved up 3,2% to close at R152,23/kg; 21,0 microns strengthened 3,4% to close at R147,76/kg; 21,5 microns increased 2,0% to close at R142,49/kg; 22 microns gained 2,3% to close at R134,15/kg and 22,5 microns increased 3,1% to close at R137,92/kg.

The next sale is scheduled for 24 May 2017 where approximately ±10 454 bales will be on sale.

\*The detailed Seasonal Receivals Declared Report can be viewed at [www.capewools.co.za](http://www.capewools.co.za)