

# National Weekly Wool Market Report

Season: 2016/2017

Sale Date: 19 April 2017



CAPE WOOLS SA

Tel: 27-41-4844301  
 Fax: 27-41-4846792  
 E-mail: stats@capewools.co.za  
 Website: www.capewools.co.za

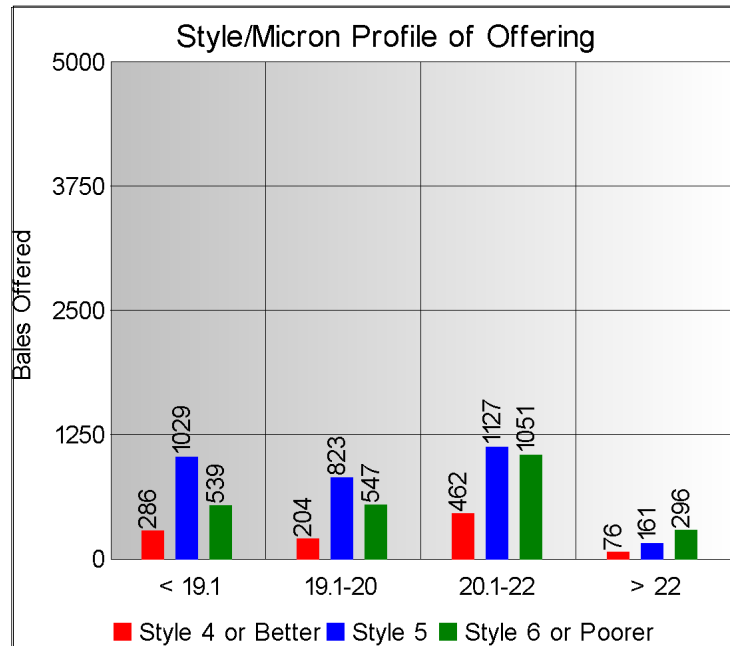
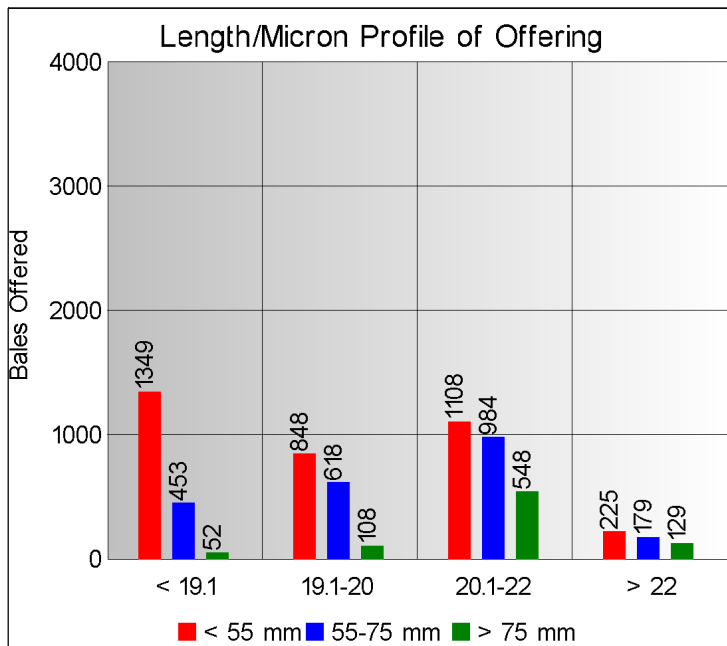
SA Merino Indicator				Buyers			
Indicator Unit	Current Sale	Last Sale	Change	Company	Bales Purchased This Week	% of Purchases	Total Bales Purchased This Season
# SA c/kg	16673	16434	1.5%	Standard Wool SA	1951	29.6%	82467
Ave. to date (16/17)	15552	15514	0.2%	G Modiano SA	1749	26.5%	90658
Ave. to date (15/16)	14216			Lempriere SA	1379	20.9%	60917
US c/kg	1252	1203	4.0%	Stucken & Co	907	13.7%	31021
Euro c/kg	1172	1127	4.0%	Segard Masurel SA	325	4.9%	12679
AWEX EMI	1457	1457	0.0%	New England Wool SA	122	1.9%	4581
Exchange Rates				H Dawson Sons & Co			1492
Currency Unit	This Week	Previous Week	% Change	SAFIL SA			
R/USD	13.3215	13.6563	2.5%				
R/Euro	14.2249	14.5757	2.4%				
R/AUD	10.0139	10.3452	3.2%				
USD/AUD	0.7514	0.7572	0.8%				

## Analysis of Offerings by Broker This Week (Bales)

Broker	Merino Fleeces	Merino Bellies	Merino Lambs	Merino Backs	Merino Locks	* Other	Total	% Sold
BKB	1987	392	392	0	269	528	3568	96.3%
CMW	933	131	192	44	93	215	1608	98.3%
JLW	33	7	11	0	5	16	72	100.0%
MAS	259	40	80	0	47	131	557	98.9%
QWB	103	14	3	0	7	235	362	99.5%
SBL	254	17	52	0	44	67	434	99.5%
VLW	0	0	0	0	0	0	0	
<b>Total</b>	<b>3569</b>	<b>601</b>	<b>730</b>	<b>44</b>	<b>465</b>	<b>1192</b>	<b>6601</b>	<b>97.5%</b>

# SA Merino Indicator includes Merino types comparable to international indicators.  
 ## Cape Wools All Wool Indicator, includes all white wool sold at auction.

\* crossbred, coarse and coloured, inferior



## \* Seasonal Receipts Declared

2016/17 Declared Receipts : 26 March 2017

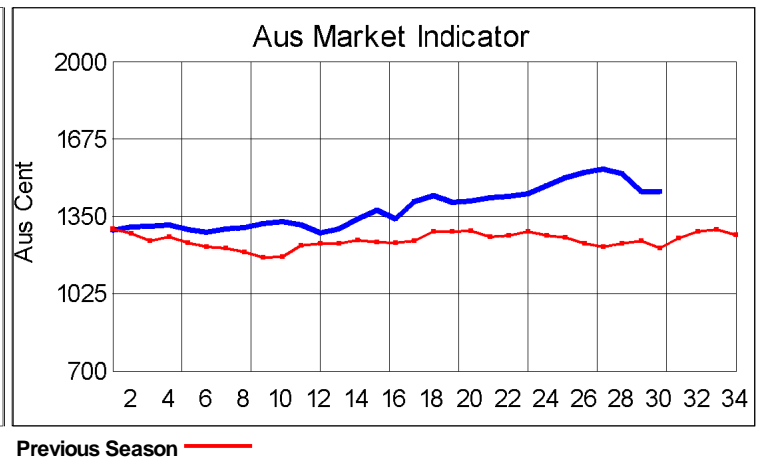
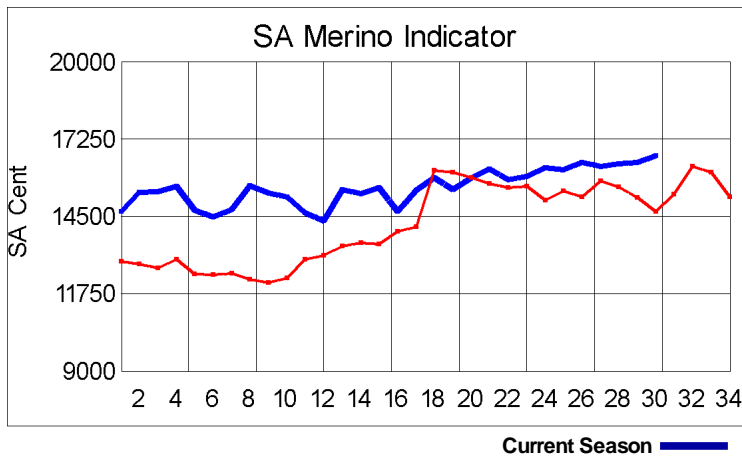
45,644,669.0

2016/17 Declared Receipts : 17 April 2017

47,811,291.3

Percentage Change (Year-on-Year) :

3.76



Current Season █ Previous Season █

**Average Fleece Wool Prices (c/kg. clean)  
Spinners and Good Topmaking Styles (AWEX Types MF4 and MF5)**

Micron	100+mm	90mm	80mm	70mm	60mm	50mm	40mm	30mm	20mm	10mm
18.0					18330	20632	18760			
18.5				22193	21316	19627	18105			
19.0				20254	19302	18422	17531			
19.5			18002	17634	17075	17054	15424			
20.0			16239	15906	15735	15299	14201			
20.5			15819	15203	14644	14122	12950			
21.0			14963	14701	14346	13061	12453			
21.5				14766	14109	12466				
22.0			14335		13327	12339				
22.5			12423							
23.0				13487						
23.5										
24.0										

\* Based on a minimum of 3 lots sold per category

**Average Topmaking Styles (AWEX MF6)**

Micron	100+mm	90mm	80mm	70mm	60mm	50mm	40mm	30mm	20mm	10mm
18.0										
18.5										
19.0										
19.5				14876	15487	16122				
20.0				15217						
20.5							12251			
21.0						13045	12143			
21.5							11644			
22.0										
22.5										
23.0										
23.5										
24.0										

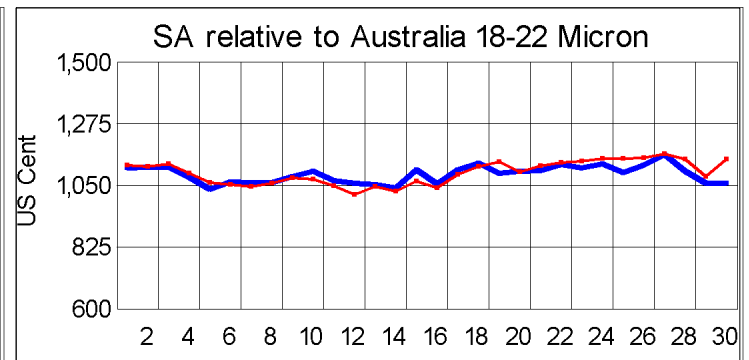
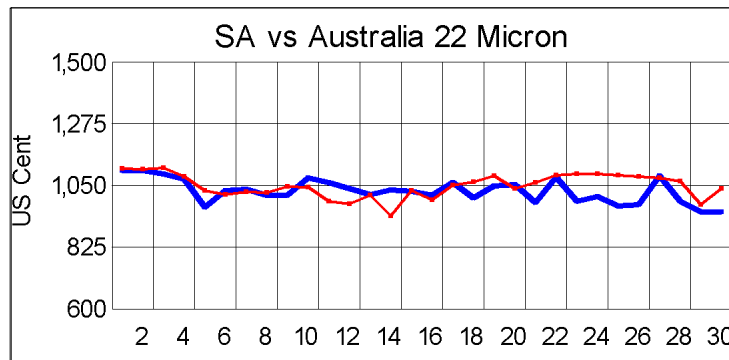
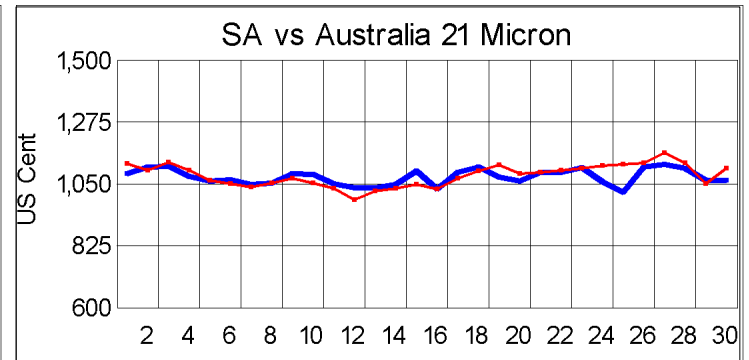
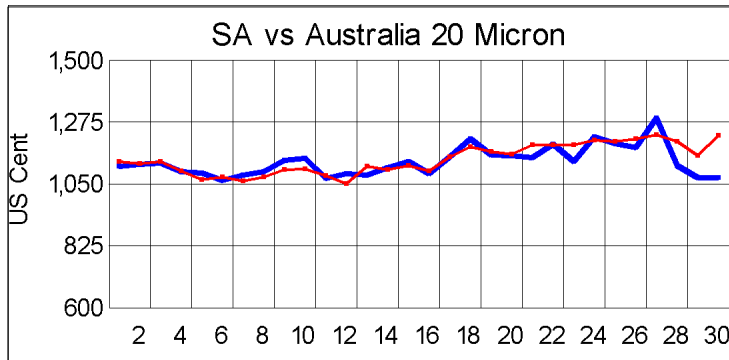
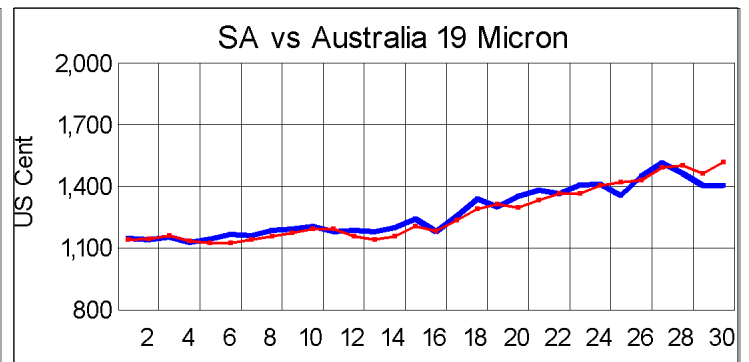
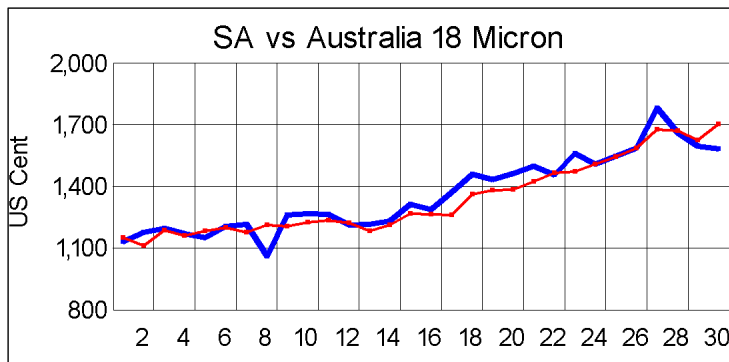
\* Based on a minimum of 3 lots sold per category

**Other Selected Types/Qualities**

Long

Medium

	19μ	20μ	21μ	19μ	20μ	21μ
<b>Good Quality</b>						
Lambswool	19864	16228		17516	14195	13806
Bellies		14461		15609	14741	
Locks				15158	13379	11527
<b>Average Quality</b>						
Lambswool	16833		12630	16099	14049	12477
Bellies	13670	14706	14274	16623	14402	12012
Locks				13364	10952	10973
<b>Inferior Quality</b>						
Fleecewool	15337	14715		17027	13682	12083
Lambswool	18056			15089	11763	
Bellies		14664		14024	12981	12270
Locks		8792		10848	9449	



— SA in USc  
— Aus in USc

— SA in USc  
— Aus in USc

## Market Commentary

### WOOL MARKET HIGHER

Port Elizabeth - The wool market traded higher at this week's auction and the Cape Wools Merino Indicator increased by 1,5% and by 239 points to close at a value of R166,73 (Clean). There was no auction in Australia this week. The Cape Wools All Wool Indicator gained 2,1%.

The wool market fared well on the back of a smaller offering and increased by 1,5%. The finer end traded dearer whilst the excellent demand for good quality long wool increased in value by nearly 2,6%. The majority of the offering was of medium and longer length for which there was keen competition and due to the smaller than usual offering the top three buyers were hard pressed to fill their orders.

This week saw the Rand at R13,32 to the US Dollar. The Rand was 2,5% stronger against the US Dollar compared with the average rate at the previous sale. The Rand was 2,4% stronger against the Euro, trading at R14,22. The offering comprised of 6 601 bales of which 97,5% was sold. Major traders were Standard Wool SA (1 951), Modiano (1 749), Lempriere SA (1 379) and Stucken & Co (907).

The average clean prices for the selection within the different micron categories for good top-making (MF5), long fleeces were as follows: 18,0 microns gained 2,1% to close at R227,18/kg; 18,5 microns increased 2,3% to close at R222,02/kg; 19 microns gained 1,1% to close at R202,30/kg; 19,5 microns increased 0,6% to close at R175,63/kg; 20 microns increased with 3,6% to close at R163,44/kg; 20,5 microns moved up 3,5% to close at R154,25/kg; 21,0 microns strengthened 2,8% to close at R147,60/kg; 21,5 microns increased 4,4% to close at R145,98/kg; 22 microns gained 3,5% to close at R138,62/kg and 22,5 microns increased 2,2% to close at R134,44/kg.

The next sale is scheduled for 26 April 2017 where approximately ±11 961 bales will be on sale.

\*The detailed Seasonal Receipts Declared Report can be viewed at [www.capewools.co.za](http://www.capewools.co.za)