

National Weekly Wool Market Report

Season: 2016/2017

Sale Date: 8 March 2017



CAPE WOOLS SA

Tel: 27-41-4844301
 Fax: 27-41-4846792
 E-mail: stats@capewools.co.za
 Website: www.capewools.co.za

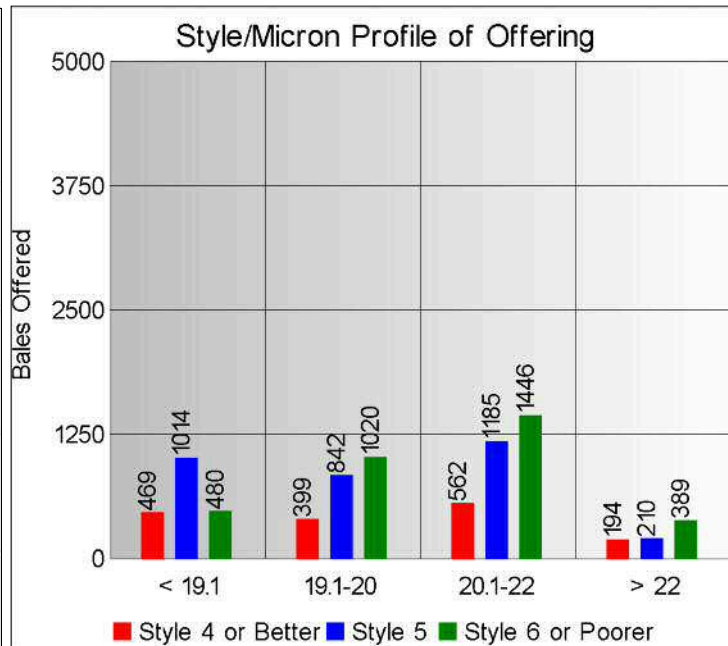
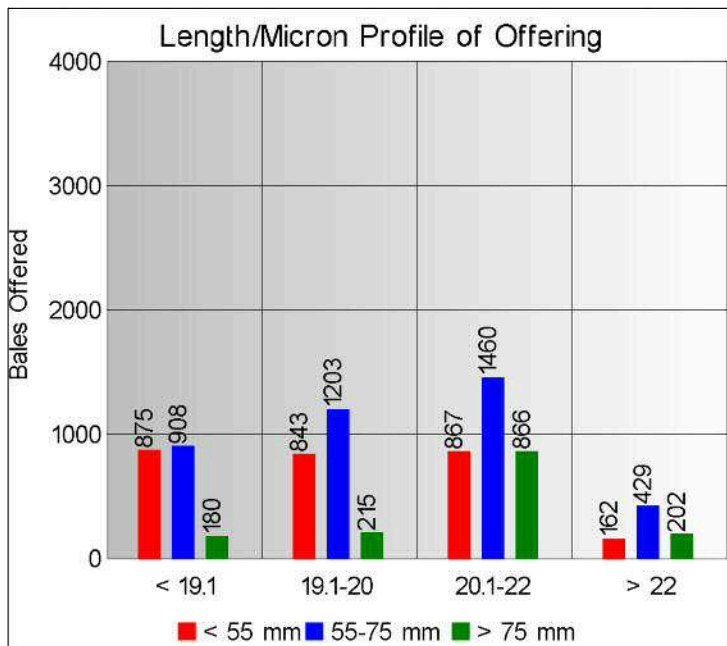
SA Merino Indicator				Buyers			
Indicator Unit	Current Sale	Last Sale	Change	Company	Bales Purchased This Week	% of Purchases	Total Bales Purchased This Season
# SA c/kg	16172	16256	-0.5%	G Modiano SA	2643	32.2%	81424
Ave. to date (16/17)	15374	15341	0.2%	Lempriere SA	1903	23.2%	54319
Ave. to date (15/16)	13871			Standard Wool SA	1772	21.6%	71577
US c/kg	1245	1244	0.0%	Stucken & Co	1009	12.3%	27184
Euro c/kg	1151	1180	-2.5%	Segard Masurel SA	358	4.4%	11263
AWEX EMI	1515	1481	2.3%	New England Wool SA	274	3.3%	3539
Exchange Rates				H Dawson Sons & Co	96	1.2%	1303
Currency Unit	This Week	Previous Week	% Change	SAFIL SA			
R/USD	12.9935	13.0662	0.6%				
R/Euro	14.0507	13.7751	-2.0%				
R/AUD	9.8345	10.0104	1.8%				
USD/AUD	0.7568	0.7661	1.2%				

Analysis of Offerings by Broker This Week (Bales)

Broker	Merino Fleeces	Merino Bellies	Merino Lambs	Merino Backs	Merino Locks	* Other	Total	% Sold
BKB	3669	698	590	0	372	677	6006	98.0%
CMW	952	193	176	105	117	371	1914	98.3%
MAS	0	0	0	0	0	0	0	
QWB	0	0	0	0	0	0	0	
SBL	184	14	38	0	21	33	290	100.0%
VLW	0	0	0	0	0	0	0	
Total	4805	905	804	105	510	1081	8210	98.1%

SA Merino Indicator includes Merino types comparable to international indicators.
 ## Cape Wools All Wool Indicator, includes all white wool sold at auction.

* crossbred, coarse and coloured, inferior



* Seasonal Receipts Declared

2016/17 Declared Receipts : 12 February 2017

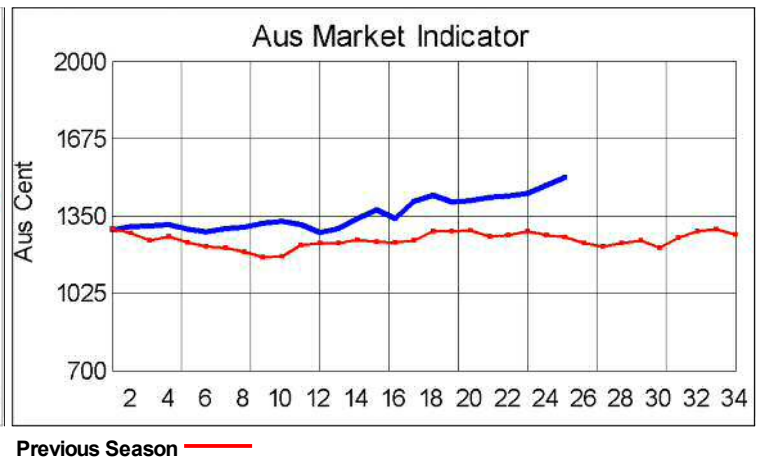
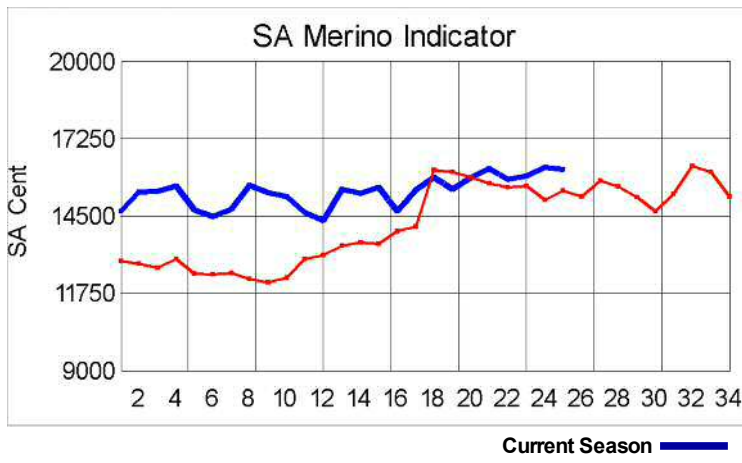
40,171,102.7

2016/17 Declared Receipts : 05 March 2017

42,443,859.1

Percentage Change (Year-on-Year) :

2.24



Current Season ■ Previous Season ■

**Average Fleece Wool Prices (c/kg. clean)
Spinners and Good Topmaking Styles (AWEX Types MF4 and MF5)**

Micron	100+mm	90mm	80mm	70mm	60mm	50mm	40mm	30mm	20mm	10mm
18.0			20479	20620	20234	19030	18707			
18.5			19608	19794	19010	18563				
19.0			19124	19211	18599	17595	16638			
19.5			17024	17338	17009	16673	16089			
20.0			15539	15805	15545	15528	14834			
20.5			15183	14977	14441	14393				
21.0			14981	14634	14443		13585			
21.5			14746	14661	13906	13300				
22.0				14452						
22.5			14378							
23.0										
23.5			13998							
24.0										

* Based on a minimum of 3 lots sold per category

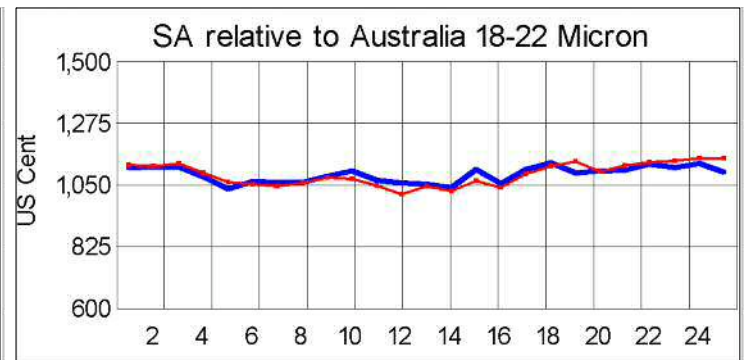
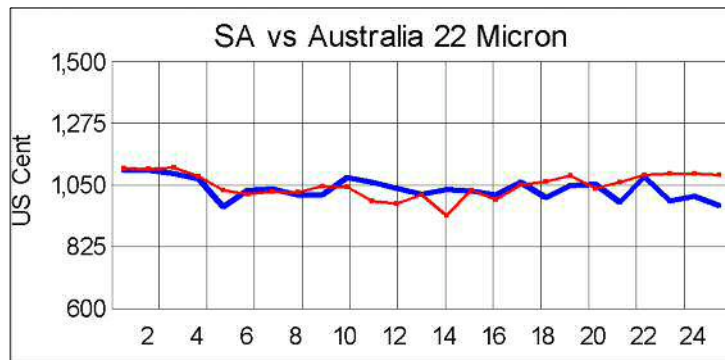
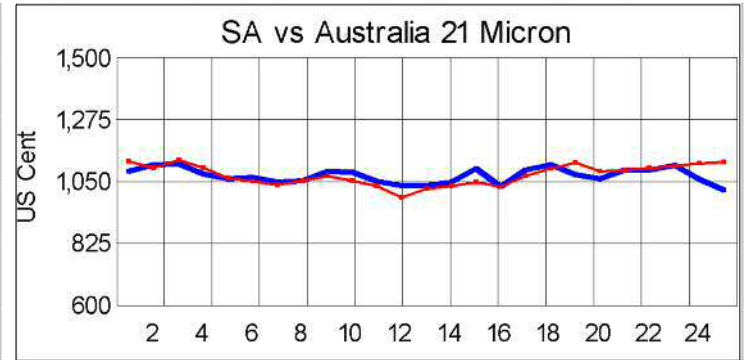
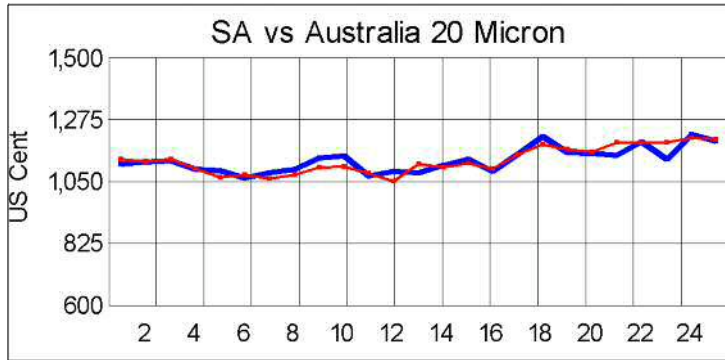
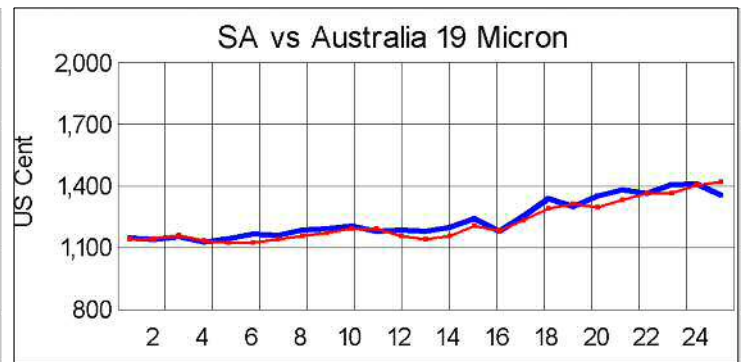
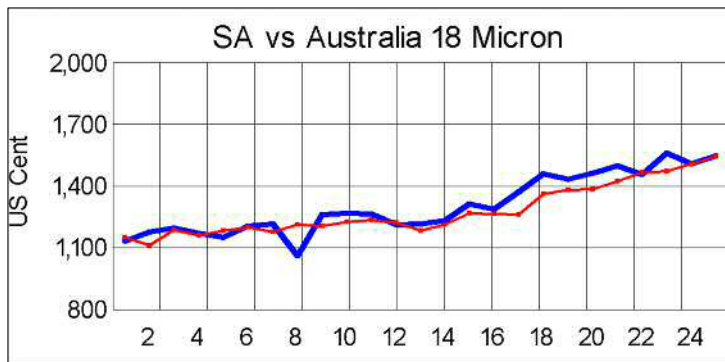
Average Topmaking Styles (AWEX MF6)

Micron	100+mm	90mm	80mm	70mm	60mm	50mm	40mm	30mm	20mm	10mm
18.0										
18.5										
19.0										
19.5					16096					
20.0				15194						
20.5				14485		14191				
21.0				14297						
21.5			14063	13862						
22.0										
22.5										
23.0										
23.5										
24.0										

* Based on a minimum of 3 lots sold per category

Other Selected Types/Qualities

	Long			Medium		
	19μ	20μ	21μ	19μ	20μ	21μ
Good Quality						
Lambswool	18856	15422	14463	16986	14504	
Bellies	16713	15813		15814	14226	12613
Locks			10906	15013	12206	
Average Quality						
Lambswool	18707	15749	13678	15922		
Bellies	14108	15295	13213	15561	14153	12717
Locks				13680	12591	11649
Inferior Quality						
Fleecewool	17629	16013	13644	16100		
Lambswool						
Bellies	15482	14249	13638	14881	13735	11592
Locks		11127	10471	10876	10648	11445



— SA in USc
— Aus in USc

— SA in USc
— Aus in USc

Market Commentary

WOOL MARKET 0,5% LOWER

Port Elizabeth - The wool market was unchanged at this week auction and the Cape Wools Merino Indicator decreased slightly by 0,5% and by 84 points to close at a value of R161,72 (Clean). On the Australian market, the EMI increased 2,3%. The Cape Wools All Wool Indicator lost 0,9%.

The wool market maintained its good performance to end unchanged. The finer wool is still in high demand and good prices were achieved. In the mid micron groups demand was muted and prices fluctuated more readily. There was good competition between buyers mainly as a result of the smaller offering. Modiano impressed by again purchasing substantially more wool to his closest rival for the second week running.

This week saw the Rand at R12,99 to the US Dollar. The Rand was 0,6% stronger against the US Dollar compared with the average rate at the previous sale. The Rand was 2,0 weaker against the Euro, trading at R14,05. The offering comprised of 8 210 bales of which 98,1% was sold. Major traders were Modiano (2 643), Lempriere SA (1 903), Standard Wool SA (1 772) and Stucken & Co (1 009).

The average clean prices for the selection within the different micron categories for good top-making (MF5), long fleeces were as follows: 18,0 microns gained 1,7% to close at R201,04/kg; 18,5 microns decreased 0,3% to close at R197,09/kg; 19 microns gained 0,6% to close at R184,79/kg; 19,5 microns decreased 1,8% to close at R170,00/kg; 20 microns decreased with 0,9% to close at R156,80/kg; 20,5 microns moved down 1,2% to close at R147,79/kg; 21,0 microns weakened 0,2% to close at R145,83/kg; 21,5 microns decreased 0,1% to close at R143,27/kg; 22 microns lost 1,0% to close at R141,50/kg and 22,5 microns increased 0,1% to close at R143,03/kg.

The next sale is scheduled for 15 March 2017 where approximately ±8 013 bales will be on sale.

*The detailed Seasonal Receivals Declared Report can be viewed at www.capewools.co.za