

National Weekly Wool Market Report

Season: 2016/2017

Sale Date: 28 February & 1 March 2017



CAPE WOOLS SA

Tel: 27-41-4844301

Fax: 27-41-4846792

E-mail: stats@capewools.co.za

Website: www.capewools.co.za

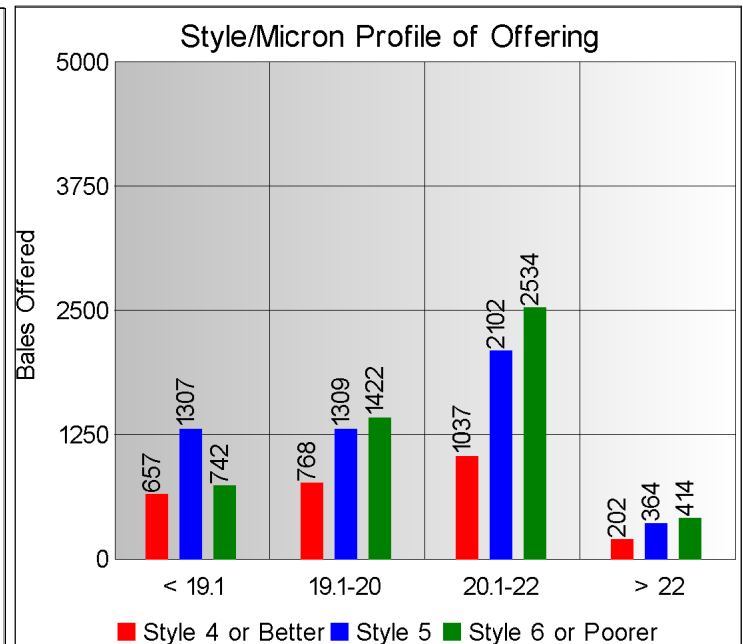
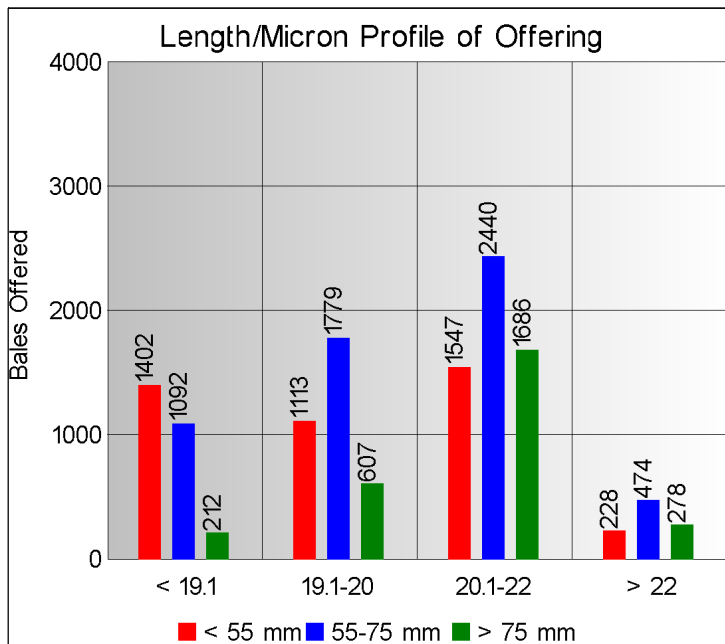
SA Merino Indicator				Buyers			
Indicator Unit	Current Sale	Last Sale	Change	Company	Bales Purchased This Week	% of Purchases	Total Bales Purchased This Season
# SA c/kg	16256	15937	2.0%	G Modiano SA	5401	42.0%	78873
Ave. to date (16/17)	15341	15301	0.3%	Standard Wool SA	3324	25.9%	69868
Ave. to date (15/16)	13803			Lempriere SA	2357	18.3%	52414
US c/kg	1244	1218	2.1%	Stucken & Co	1084	8.4%	26175
Euro c/kg	1180	1159	1.9%	Segard Masurel SA	268	2.1%	10905
AWEX EMI	1481	1449	2.2%	New England Wool SA	147	1.1%	3265
Exchange Rates				H Dawson Sons & Co	57	0.4%	1207
Currency Unit	This Week	Previous Week	% Change	SAFIL SA			
R/USD	13.0662	13.0842	0.1%				
R/Euro	13.7751	13.7562	-0.1%				
R/AUD	10.0104	10.0565	0.5%				
USD/AUD	0.7661	0.7689	0.4%				

Analysis of Offerings by Broker This Week (Bales)

Broker	Merino Fleeces	Merino Bellies	Merino Lambs	Merino Backs	Merino Locks	* Other	Total	% Sold
BKB	5690	748	790	0	655	883	8766	98.6%
CMW	1333	195	322	186	140	528	2704	97.6%
JLW	54	2	4	0	7	17	84	100.0%
MAS	66	17	72	0	9	46	210	98.6%
QWB	123	5	31	0	5	355	519	100.0%
SBL	0	0	0	0	0	0	0	
VLW	383	29	48	0	50	65	575	95.0%
Total	7649	996	1267	186	866	1894	12858	98.3%

SA Merino Indicator includes Merino types comparable to international indicators.
Cape Wools All Wool Indicator, includes all white wool sold at auction.

* crossbred, coarse and coloured, inferior



* Seasonal Receipts Declared

2016/17 Declared Receipts : 05 February 2017

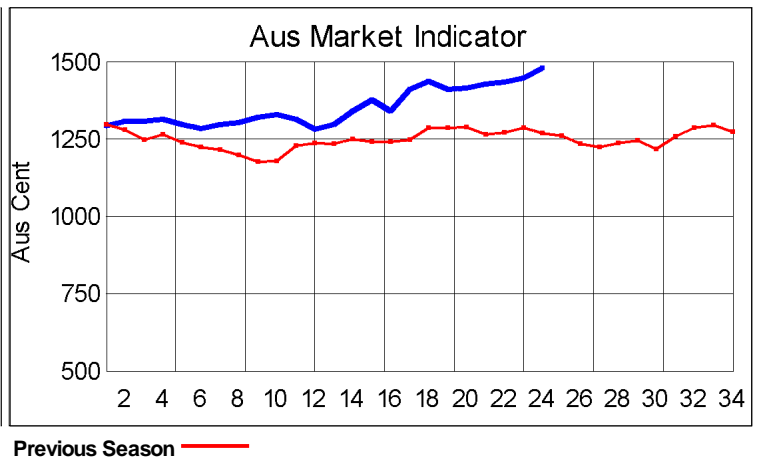
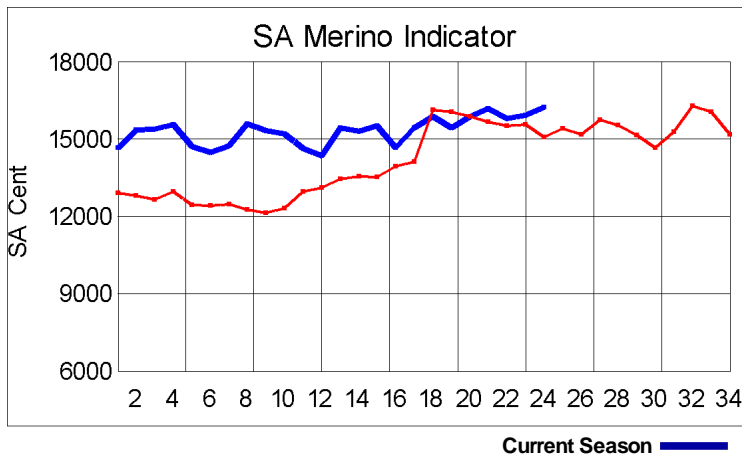
39,178,212.9

2016/17 Declared Receipts : 26 February 2017

41,646,770.2

Percentage Change (Year-on-Year) :

2.88



Current Season █ Previous Season █

Average Fleece Wool Prices (c/kg. clean)
Spinners and Good Topmaking Styles (AWEX Types MF4 and MF5)

Micron	100+mm	90mm	80mm	70mm	60mm	50mm	40mm	30mm	20mm	10mm
18.0			20574	20513	20131	18849	17415			
18.5			20105	19826	19357	18517	17726			
19.0			19054	18822	18310	17814	16551	15068		
19.5		16747	17436	17302	17004	16770	15594			
20.0			16101	15970	15843	15552				
20.5			15233	15336	14790	14271	14480			
21.0		14812	14833	14833	14509	13512	13878			
21.5	14762		14498	14631	14326	13630				
22.0		14274	14287	14375	14031					
22.5			14372	14472						
23.0				13250						
23.5										
24.0										

* Based on a minimum of 3 lots sold per category

Average Topmaking Styles (AWEX MF6)

Micron	100+mm	90mm	80mm	70mm	60mm	50mm	40mm	30mm	20mm	10mm
18.0										
18.5					18858					
19.0										
19.5				16219	16265					
20.0				14815	15250	15143				
20.5				14683	14372	14289				
21.0				14373	13959					
21.5				13849						
22.0			14022	13778						
22.5										
23.0										
23.5										
24.0										

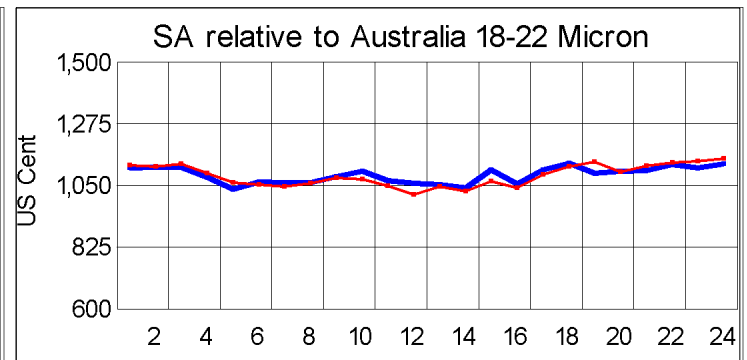
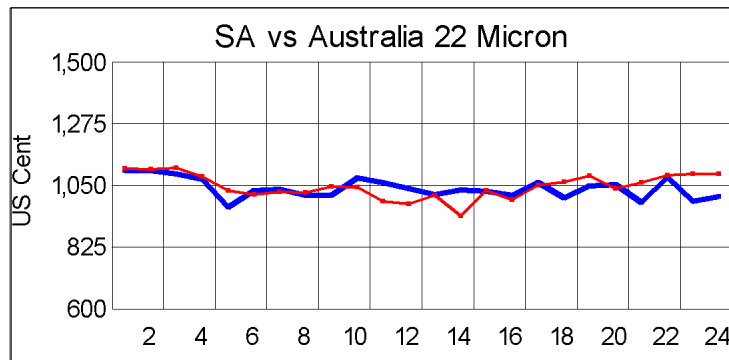
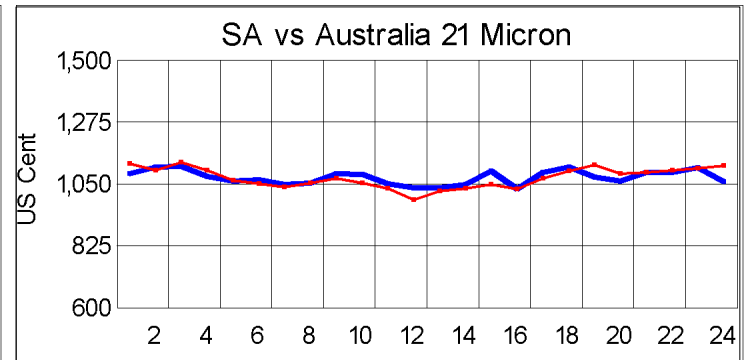
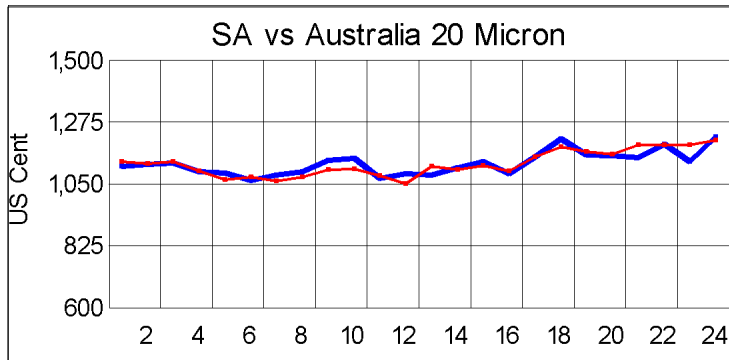
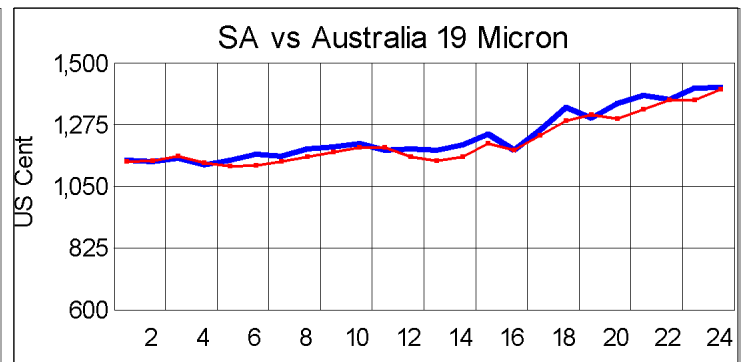
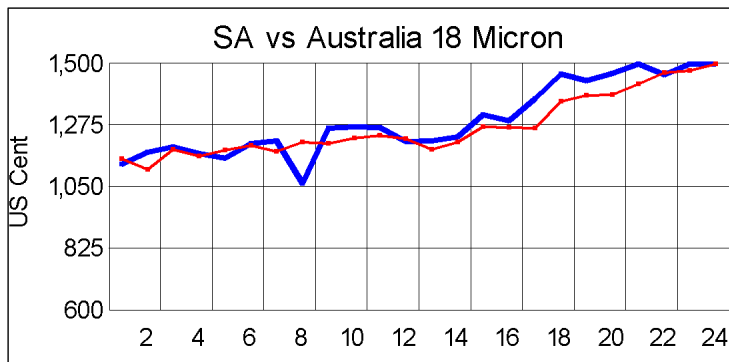
* Based on a minimum of 3 lots sold per category

Other Selected Types/Qualities

Long

Medium

	19μ	20μ	21μ	19μ	20μ	21μ
Good Quality						
Lambswool	18449	16841	14758	16394	15613	13048
Bellies	17215	15126	14034	15691	14971	12475
Locks		12133		13856	13671	
Average Quality						
Lambswool	16896	16208	14184	16563	15072	
Bellies	16622	13586	14251	15442	13950	12695
Locks		11446	10368	12112	11543	10463
Inferior Quality						
Fleecewool	16743	15389	13816	16199	14584	13628
Lambswool						
Bellies	16032	14608	13092	15558	14166	11801
Locks			8933	11217	9459	9127



— SA in USc
— Aus in USc

— SA in USc
— Aus in USc

Market Commentary

WOOL MARKET 2,0% HIGHER

Port Elizabeth - The wool market traded higher this week and the Cape Wools Merino Indicator increased by 2,0% and by 319 points to close at a value of R162,56 (Clean). On the Australian market, the EMI increased 2,2%. The Cape Wools All Wool Indicator gained 2,8%.

The wool market performed particularly well today and price increases were achieved on all types offered. There was good competition for each lot auctioned on the back of concerns of diminishing supplies of wool. Modiano surprised with the large quantity purchased amid strong competition.

This week saw the Rand at R13,07 to the US Dollar. The Rand was 0,1% stronger against the US Dollar compared with the average rate at the previous sale. The Rand was 0,1% weaker against the Euro, trading at R13,78. The offering comprised of 12 858 bales of which 98,3% was sold. Major traders were Modiano (5 401), Standard Wool SA (3 324), Lempriere SA (2 357) and Stucken & Co (1 084).

The average clean prices for the selection within the different micron categories for good top-making (MF5), long fleeces were as follows: 18,0 microns gained 3,3% to close at R197,61/kg; 18,5 microns increased 3,4% to close at R197,75/kg; 19 microns gained 3,2% to close at R183,67/kg; 19,5 microns increased 2,1% to close at R173,07/kg; 20 microns increased with 1,8% to close at R158,26/kg; 20,5 microns moved up 1,8% to close at R149,54/kg; 21,0 microns strengthened 1,8% to close at R146,16/kg; 21,5 microns increased 1,5% to close at R143,40/kg; 22 microns gained 0,7% to close at R142,86/kg and 22,5 microns increased 0,5% to close at R142,90/kg.

The next sale is scheduled for 08 March 2017 where approximately ±7 733 bales will be on sale.

*The detailed Seasonal Receipts Declared Report can be viewed at www.capewools.co.za