

# National Weekly Wool Market Report

Season: 2016/2017

Sale Date: 22 February 2017



CAPE WOOLS SA

Tel: 27-41-4844301  
 Fax: 27-41-4846792  
 E-mail: stats@capewools.co.za  
 Website: www.capewools.co.za

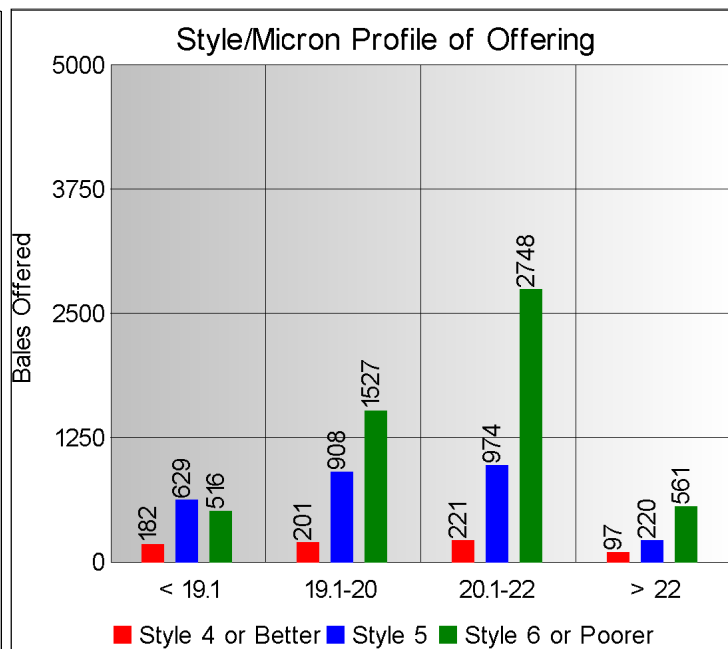
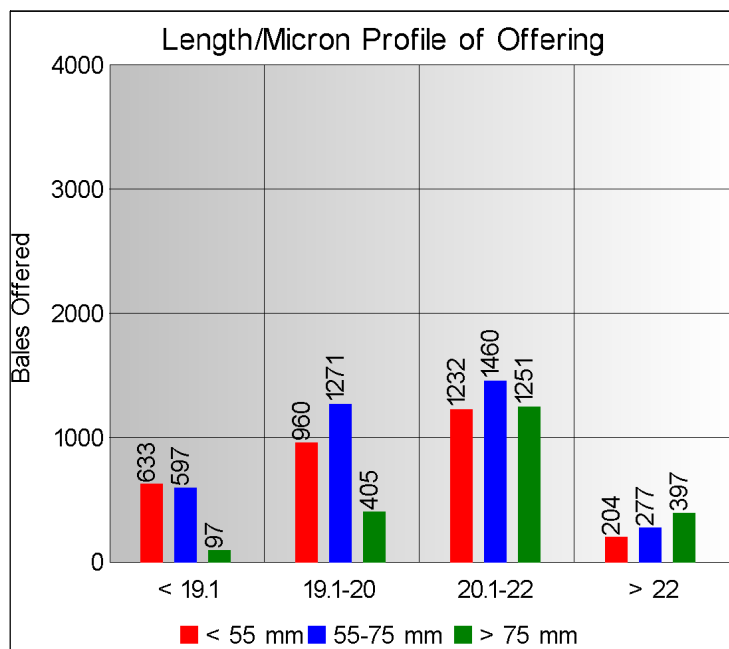
SA Merino Indicator				Buyers			
Indicator Unit	Current Sale	Last Sale	Change	Company	Bales Purchased This Week	% of Purchases	Total Bales Purchased This Season
# SA c/kg	15937	15828	0.7%	G Modiano SA	2869	32.7%	73472
Ave. to date (16/17)	15301	15272	0.2%	Standard Wool SA	2345	26.7%	66552
Ave. to date (15/16)	13745			Lempriere SA	2169	24.7%	50057
US c/kg	1218	1215	0.3%	Stucken & Co	857	9.8%	25091
Euro c/kg	1159	1150	0.7%	Segard Masurel SA	169	1.9%	10637
AWEX EMI	1449	1437	0.8%	New England Wool SA	133	1.5%	3118
Exchange Rates				H Dawson Sons & Co	25	0.3%	1150
Currency Unit	This Week	Previous Week	% Change	SAFIL SA			
R/USD	13.0842	13.0299	-0.4%				
R/Euro	13.7562	13.7615	0.0%				
R/AUD	10.0565	9.9997	-0.6%				
USD/AUD	0.7689	0.7675	-0.2%				

## Analysis of Offerings by Broker This Week (Bales)

Broker	Merino Fleeces	Merino Bellies	Merino Lambs	Merino Backs	Merino Locks	* Other	Total	% Sold
BKB	2874	525	571	0	467	1032	5469	98.0%
CMW	1184	300	281	150	267	874	3056	96.4%
MAS	0	0	0	0	0	0	0	
QWB	0	0	0	0	0	0	0	
SBL	0	0	0	0	0	0	0	
VLW	107	24	0	0	15	113	259	100.0%
<b>Total</b>	<b>4165</b>	<b>849</b>	<b>852</b>	<b>150</b>	<b>749</b>	<b>2019</b>	<b>8784</b>	<b>97.5%</b>

# SA Merino Indicator includes Merino types comparable to international indicators.  
 ## Cape Wools All Wool Indicator, includes all white wool sold at auction.

\* crossbred, coarse and coloured, inferior



## \* Seasonal Receipts Declared

2016/17 Declared Receipts : 29 January 2017

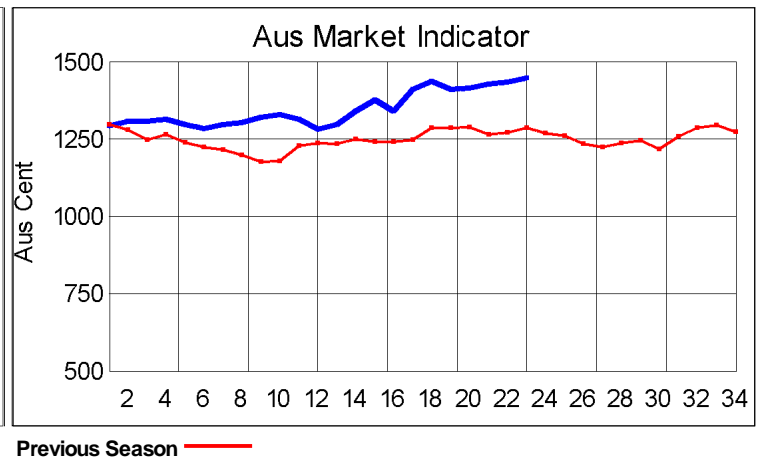
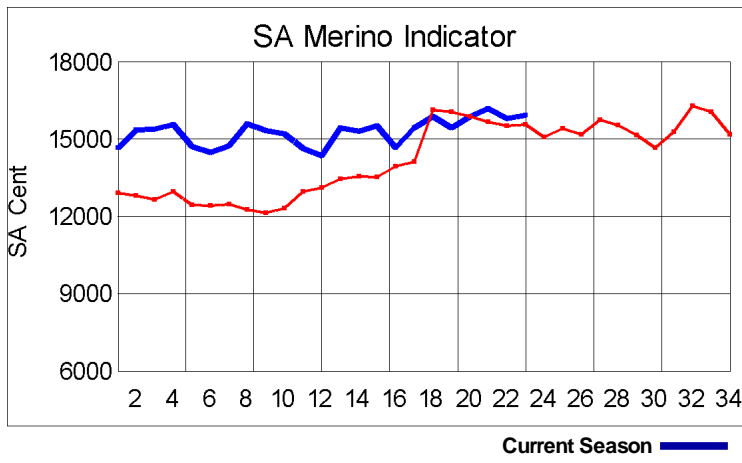
37,649,576.9

2016/17 Declared Receipts : 19 February 2017

40,441,667.3

Percentage Change (Year-on-Year) :

1.91



Current Season █ Previous Season █

**Average Fleece Wool Prices (c/kg. clean)  
Spinners and Good Topmaking Styles (AWEX Types MF4 and MF5)**

Micron	100+mm	90mm	80mm	70mm	60mm	50mm	40mm	30mm	20mm	10mm
18.0					19909					
18.5				19149	18959					
19.0			18063	18700	17722	16933	16076			
19.5			16783	16703	16764	16044	15552			
20.0			15688	15720	15345	15278	14674	14118		
20.5			14868	15005	15061	13837				
21.0			14661	14579	14297	13756				
21.5				14273						
22.0			14360							
22.5										
23.0										
23.5										
24.0										

\* Based on a minimum of 3 lots sold per category

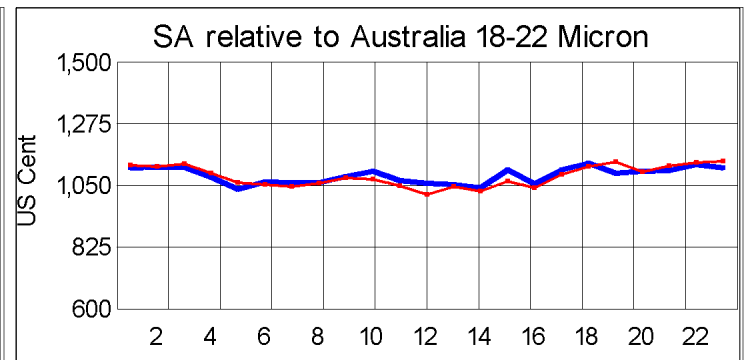
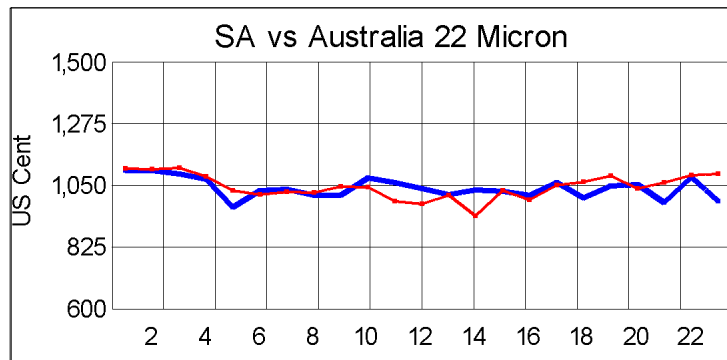
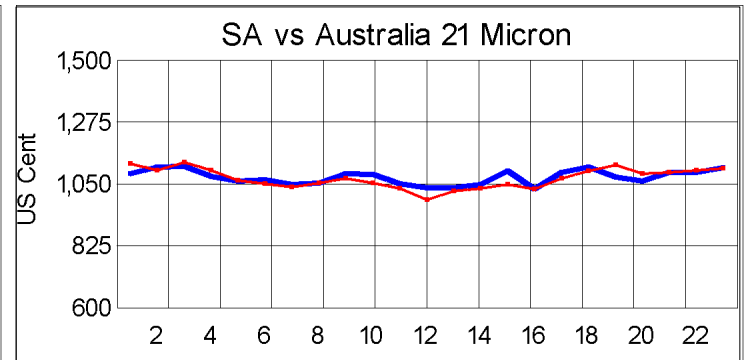
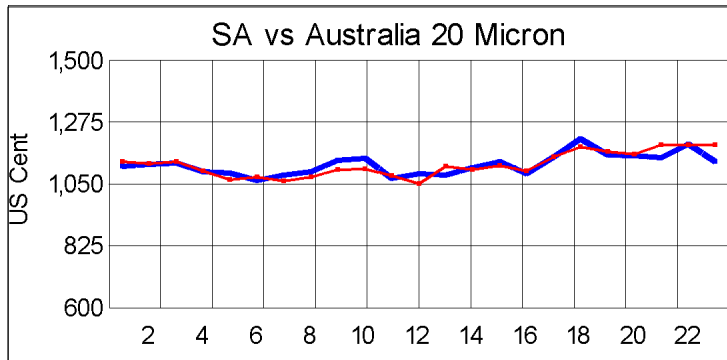
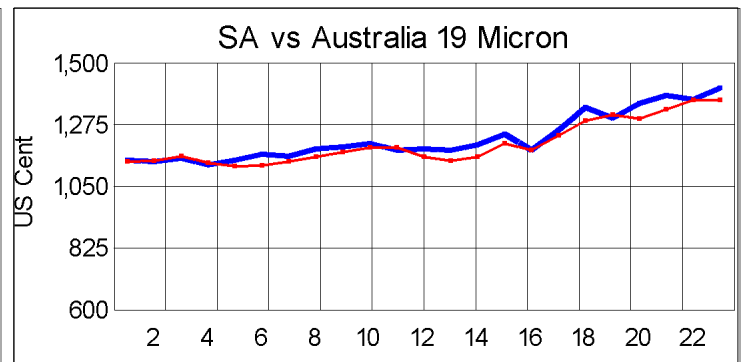
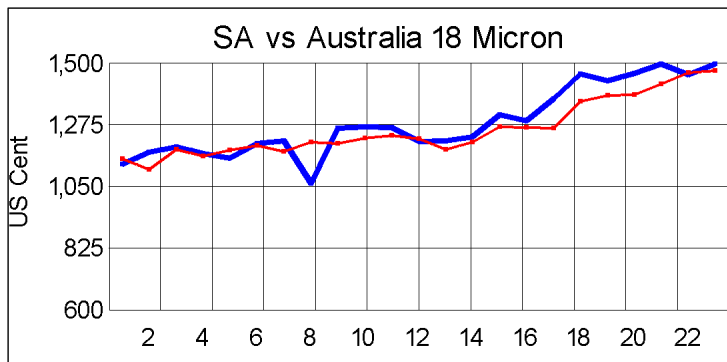
**Average Topmaking Styles (AWEX MF6)**

Micron	100+mm	90mm	80mm	70mm	60mm	50mm	40mm	30mm	20mm	10mm
18.0										
18.5										
19.0										
19.5										
20.0				14418						
20.5					14068					
21.0				14286						
21.5										
22.0										
22.5										
23.0										
23.5										
24.0										

\* Based on a minimum of 3 lots sold per category

**Other Selected Types/Qualities**

	Long			Medium		
<u>Good Quality</u>	19μ	20μ	21μ	19μ	20μ	21μ
Lambswool	18054	16233		16764	15196	
Bellies	17299	15040		15868	14857	13491
Locks				13093	13405	
<u>Average Quality</u>						
Lambswool	17110	15483		15287	13603	
Bellies	15860	15860		15808	14604	12488
Locks				11857	12549	11479
<u>Inferior Quality</u>						
Fleecewool	15068	14847	14048	15189	13833	
Lambswool	18130					
Bellies	17016			14107	13320	12002
Locks				11024	9862	11399



— SA in USc  
— Aus in USc

— SA in USc  
— Aus in USc

## Market Commentary

### WOOL MARKET 0,7% HIGHER

Port Elizabeth - The wool market traded slightly higher this week and the Cape Wools Merino Indicator increased by 0,7% and by 109 points to close at a value of R159,37 (Clean). On the Australian market, the EMI increased 0,8%. The Cape Wools All Wool Indicator lost 0,1%.

The wool market was firmer at today's auction and prices across the board ended dearer. Fine wool remained in good demand and the limited supply of good quality long and fine wool pushed prices higher. The lions' share of the bales sold went to Modiano despite fierce competition from buyers for each lot.

This week saw the Rand at R13,08 to the US Dollar. The Rand was 0,4% weaker against the US Dollar compared with the average rate at the previous sale. The Rand was unchanged against the Euro, trading at R13,76. The offering comprised of 8 784 bales of which 97,5% was sold. Major traders were Modiano (2 869), Standard Wool SA (2 345), Lempriere SA (2 169) and Stucken & Co (857).

The average clean prices for the selection within the different micron categories for good top-making (MF5), long fleeces were as follows: 18,0 microns gained 0,9% to close at R193,05/kg; 18,5 microns increased 0,1% to close at R191,39/kg; 19 microns gained 0,5% to close at R179,01/kg; 19,5 microns increased 1,1% to close at R171,41/kg; 20 microns increased with 0,5% to close at R156,23/kg; 20,5 microns moved up 0,9% to close at R148,14/kg; 21,0 microns strengthened 1,1% to close at R145,10/kg; 21,5 microns increased 0,7% to close at R142,17/kg; 22 microns gained 0,8% to close at R142,95/kg and 22,5 microns decreased 2,4% to close at R138,83/kg.

The next sale is scheduled for 01 March 2017 where approximately ±12 531 bales will be on sale.

\*The detailed Seasonal Receivals Declared Report can be viewed at [www.capewools.co.za](http://www.capewools.co.za)