

National Weekly Wool Market Report

Season: 2016/2017

Sale Date: 8 February 2017



CAPE WOOLS SA

Tel: 27-41-4844301
 Fax: 27-41-4846792
 E-mail: stats@capewools.co.za
 Website: www.capewools.co.za

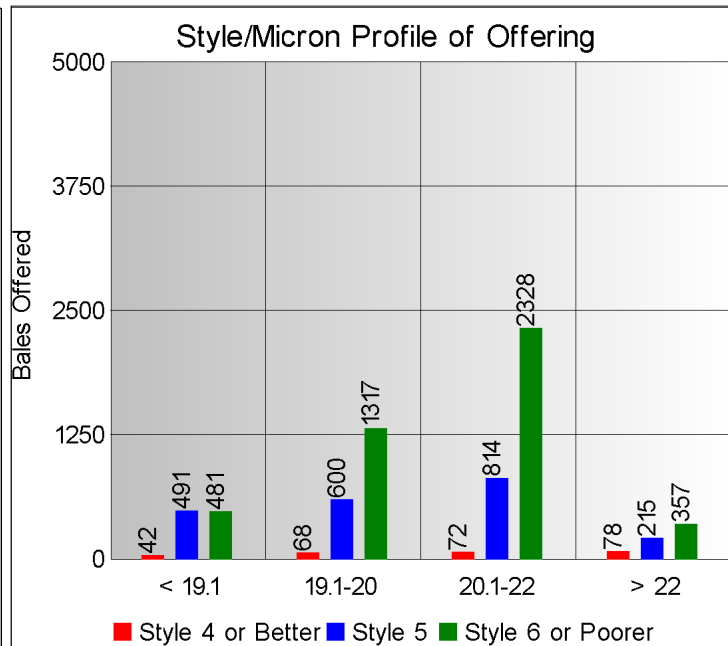
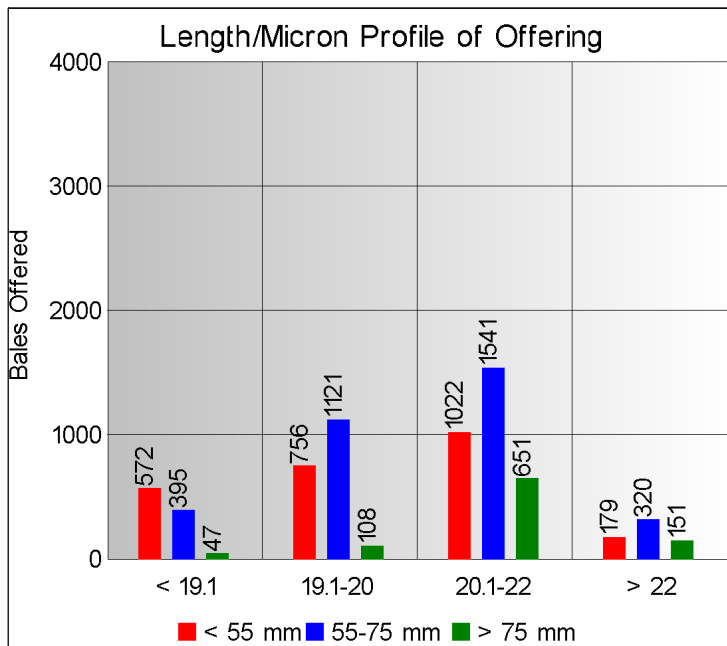
SA Merino Indicator				Buyers			
Indicator Unit	Current Sale	Last Sale	Change	Company	Bales Purchased This Week	% of Purchases	Total Bales Purchased This Season
# SA c/kg	16196	15890	1.9%	G Modiano SA	2803	40.8%	67303
Ave. to date (16/17)	15245	15198	0.3%	Standard Wool SA	1570	22.9%	60881
Ave. to date (15/16)	13562			Lempriere SA	1098	16.0%	45104
US c/kg	1203	1180	2.0%	Stucken & Co	874	12.7%	22760
Euro c/kg	1129	1094	3.2%	Segard Masurel SA	162	2.4%	9774
AWEX EMI	1431	1417	1.0%	H Dawson Sons & Co	141	2.1%	1116
Exchange Rates				New England Wool SA	21	0.3%	2745
Currency Unit	This Week	Previous Week	% Change	SAFIL SA			
R/USD	13.4577	13.4635	0.0%				
R/Euro	14.3438	14.5239	1.2%				
R/AUD	10.2707	10.1996	-0.7%				
USD/AUD	0.7629	0.7579	-0.7%				

Analysis of Offerings by Broker This Week (Bales)

Broker	Merino Fleeces	Merino Bellies	Merino Lambs	Merino Backs	Merino Locks	* Other	Total	% Sold
BKB	2548	653	369	0	345	828	4743	97.2%
CMW	764	293	254	130	187	492	2120	97.2%
MAS	0	0	0	0	0	0	0	
QWB	0	0	0	0	0	0	0	
SBL	0	0	0	0	0	0	0	
VLW	0	0	0	0	0	0	0	
Total	3312	946	623	130	532	1320	6863	97.2%

SA Merino Indicator includes Merino types comparable to international indicators.
 ## Cape Wools All Wool Indicator, includes all white wool sold at auction.

* crossbred, coarse and coloured, inferior

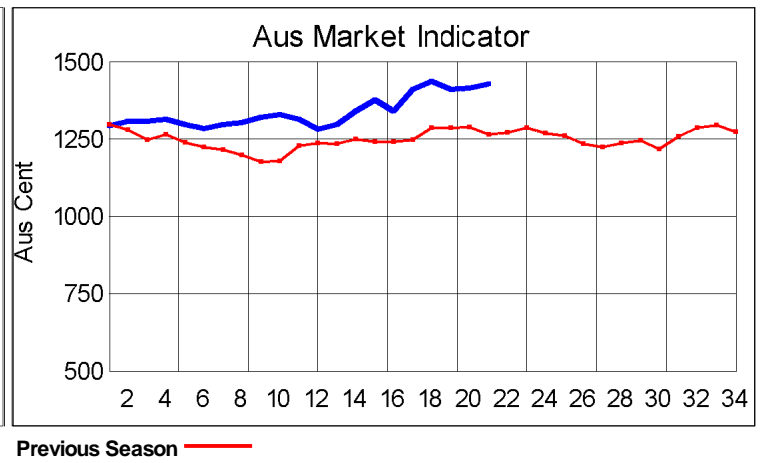
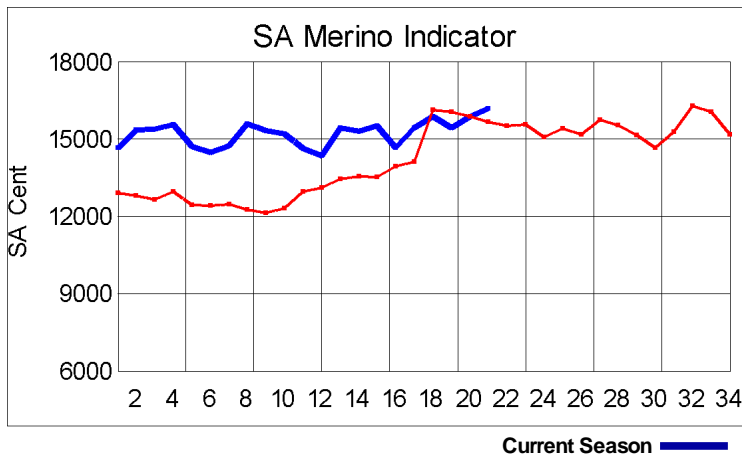


* Seasonal Receipts Declared

2016/17 Declared Receipts : 15 January 2017
 2016/17 Declared Receipts : 05 February 2017

35,779,004.5
 38,059,656.5

Percentage Change (Year-on-Year) : 2.96



Current Season █ Previous Season █

**Average Fleece Wool Prices (c/kg. clean)
Spinners and Good Topmaking Styles (AWEX Types MF4 and MF5)**

Micron	100+mm	90mm	80mm	70mm	60mm	50mm	40mm	30mm	20mm	10mm
18.0										
18.5										
19.0			18984	18797	17412		17491			
19.5				17262	17155	16764				
20.0					16018	15559				
20.5			15265	14905	15018					
21.0			14920	14509	14453					
21.5				14496	14314					
22.0				14352						
22.5			14435							
23.0										
23.5										
24.0										

* Based on a minimum of 3 lots sold per category

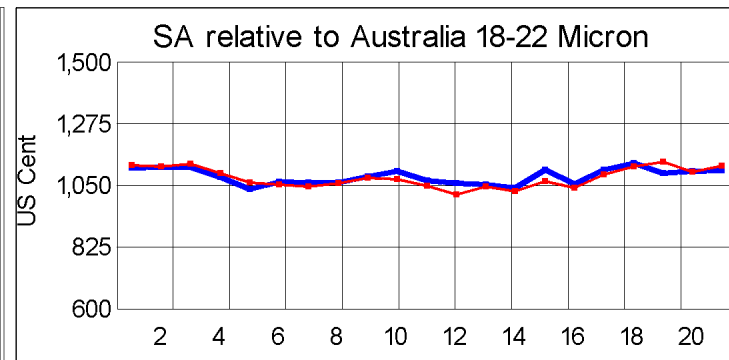
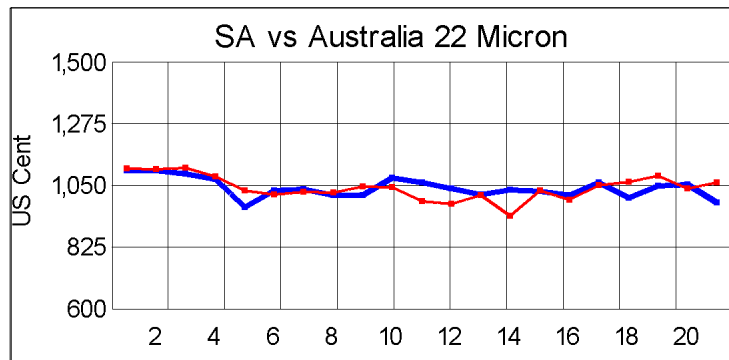
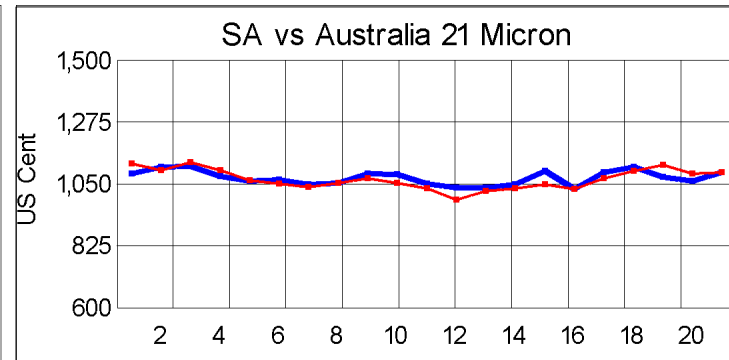
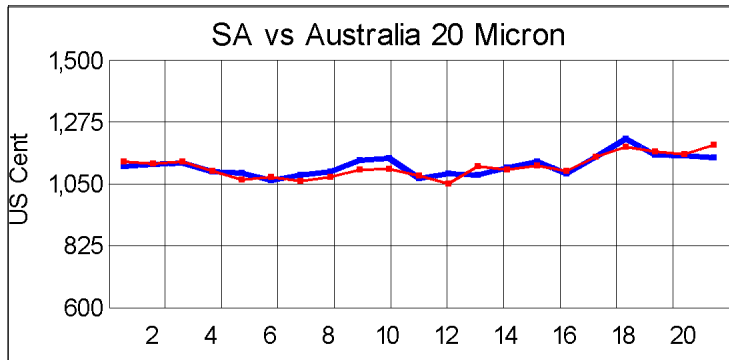
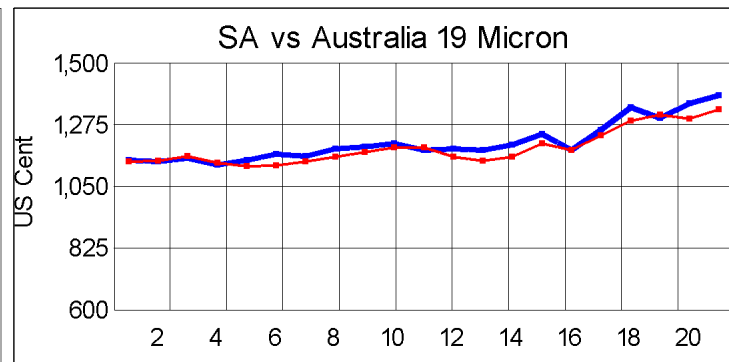
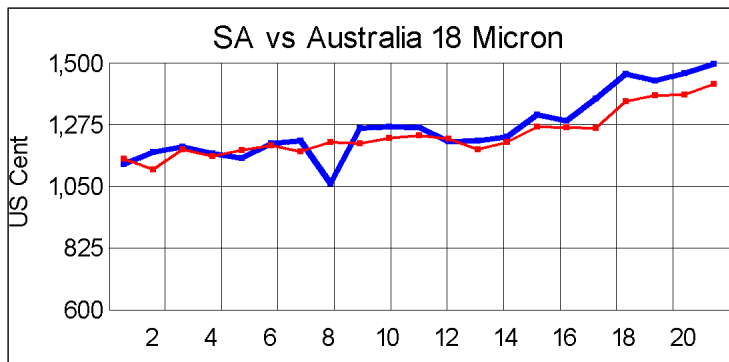
Average Topmaking Styles (AWEX MF6)

Micron	100+mm	90mm	80mm	70mm	60mm	50mm	40mm	30mm	20mm	10mm
18.0										
18.5										
19.0										
19.5										
20.0										
20.5				14882						
21.0										
21.5				14232						
22.0										
22.5										
23.0										
23.5										
24.0										

* Based on a minimum of 3 lots sold per category

Other Selected Types/Qualities

	Long			Medium		
	19μ	20μ	21μ	19μ	20μ	21μ
Good Quality						
Lambswool		16399		17606	15341	
Bellies		14792		15430	15263	
Locks				14599	14632	12362
Average Quality						
Lambswool	17609		12803	14770	14582	
Bellies	16028	15805		15774	14509	12355
Locks				12831	12455	11501
Inferior Quality						
Fleecewool	14989	14755		16423	15785	9938
Lambswool						
Bellies	17067	15696		15252	13253	11764
Locks				12147	12051	



— SA in USc
— Aus in USc

— SA in USc
— Aus in USc

Market Commentary

WOOL MARKET 1,9% HIGHER

Port Elizabeth - The wool market traded 1,9% higher this week and the Cape Wools Merino Indicator increased by 306 points to close at a value of R161,96 (Clean). On the Australian market, the EMI increased 1,0%. The Cape Wools All Wool Indicator gained 0,5%.

A small amount of wool comprising only 6 863 bales was offered for sale today of which 67% was rated average to inferior. This resulted in keen competition for the better quality good top-maker and spinner types. Prices increased across the board with the finer end benefitting most due to the trending good demand. Buyers commented that the market had favoured the sellers.

This week saw the Rand at R13,46 to the US Dollar. The Rand was unchanged against the US Dollar compared with the average rate at the previous sale. The Rand gained 1,2% against the Euro, trading at R14,34. The offering comprised of 6 863 bales of which 97,2% was sold. Major traders were Modiano (2 803), Standard Wool SA (1 570), Lempriere SA (1 098) and Stucken & Co (874).

The average clean prices for the selection within the different micron categories for good top-making (MF5), long fleeces were as follows: 18,0 microns gained 2,7% to close at R191,80/kg; 18,5 microns increased 2,5% to close at R183,96/kg; 19 microns gained 2,7% to close at R179,54/kg; 19,5 microns increased 3,1% to close at R170,25/kg; 20 microns increased with 2,8% to close at R160,51/kg; 20,5 microns moved up 1,2% to close at R150,43/kg; 21,0 microns strengthened 0,6% to close at R147,24/kg; 21,5 microns increased 2,3% to close at R145,52/kg; 22 microns gained 2,0% to close at R142,93/kg and 22,5 microns increased 2,2% to close at R143,75/kg.

The next sale is scheduled for 15 February 2017 where approximately ±12 287 bales will be on offer.

*The detailed Seasonal Receipts Declared Report can be viewed at www.capewools.co.za