

# National Weekly Wool Market Report

Season: 2016/2017

Sale Date: 1 February 2017



CAPE WOOLS SA

Tel: 27-41-4844301  
 Fax: 27-41-4846792  
 E-mail: stats@capewools.co.za  
 Website: www.capewools.co.za

SA Merino Indicator				Buyers			
Indicator Unit	Current Sale	Last Sale	Change	Company	Bales Purchased This Week	% of Purchases	Total Bales Purchased This Season
# SA c/kg	15890	15470	2.7%	G Modiano SA	2864	37.1%	64501
Ave. to date (16/17)	15198	15161	0.2%	Lempriere SA	1837	23.8%	44006
Ave. to date (15/16)	13424			Standard Wool SA	1551	20.1%	59329
US c/kg	1180	1164	1.4%	Stucken & Co	806	10.5%	21889
Euro c/kg	1094	1084	0.9%	Segard Masurel SA	284	3.7%	9612
AWEX EMI	1417	1412	0.4%	H Dawson Sons & Co	94	1.2%	975
				New England Wool SA	83	1.1%	2724
				SAFIL SA			

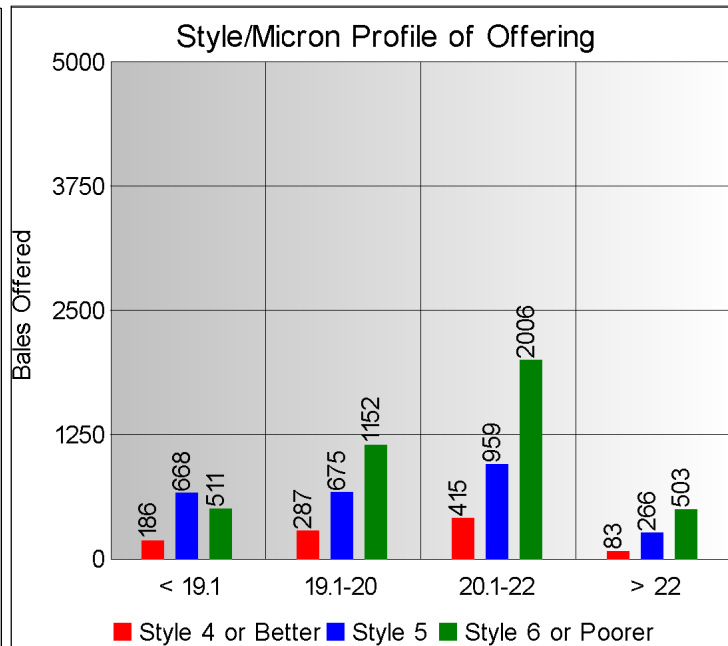
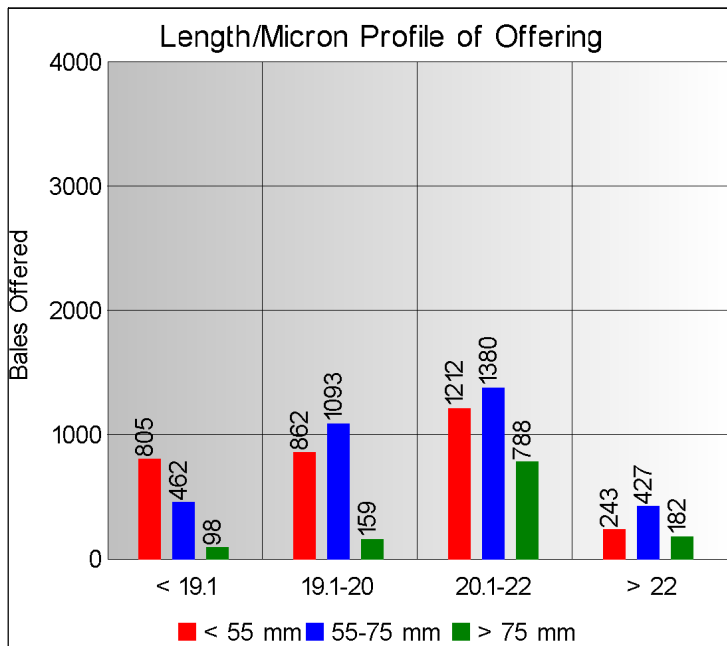
Exchange Rates			
Currency Unit	This Week	Previous Week	% Change
R/USD	13.4635	13.2877	-1.3%
R/Euro	14.5239	14.2707	-1.8%
R/AUD	10.1996	10.0157	-1.8%
USD/AUD	0.7579	0.7541	-0.5%

## Analysis of Offerings by Broker This Week (Bales)

Broker	Merino Fleeces	Merino Bellies	Merino Lambs	Merino Backs	Merino Locks	* Other	Total	% Sold
BKB	2599	319	463	0	298	817	4496	98.6%
CMW	824	255	202	202	149	469	2101	95.2%
JLW	118	21	22	0	10	41	212	94.3%
MAS	117	22	13	0	16	45	213	98.1%
QWB	81	7	8	0	6	212	314	100.0%
SBL	98	16	14	0	6	28	162	100.0%
VLW	176	17	10	0	9	1	213	94.4%
<b>Total</b>	<b>4013</b>	<b>657</b>	<b>732</b>	<b>202</b>	<b>494</b>	<b>1613</b>	<b>7711</b>	<b>97.5%</b>

# SA Merino Indicator includes Merino types comparable to international indicators.  
 ## Cape Wools All Wool Indicator, includes all white wool sold at auction.

\* crossbred, coarse and coloured, inferior



## \* Seasonal Receipts Declared

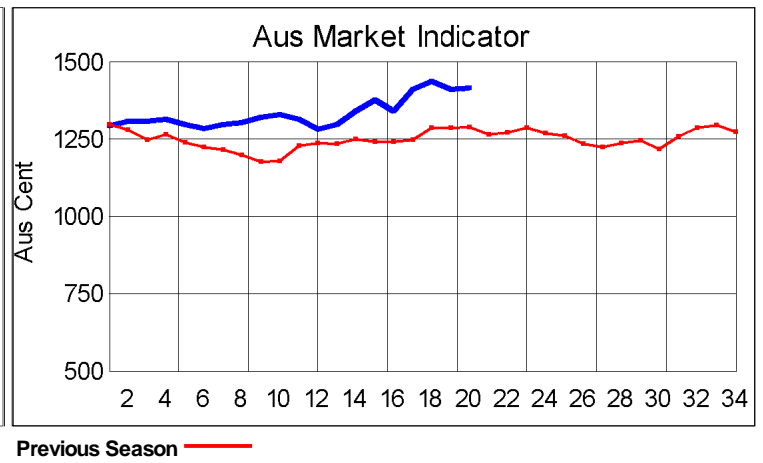
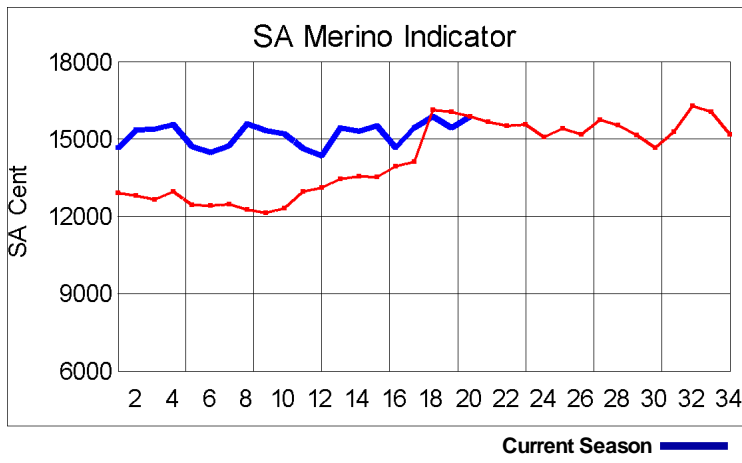
2016/17 Declared Receipts : 08 January 2017

34,583,983.2

2016/17 Declared Receipts : 29 January 2017

36,902,628.8

Percentage Change (Year-on-Year) : 2.13



Current Season █ Previous Season █

**Average Fleece Wool Prices (c/kg. clean)  
Spinners and Good Topmaking Styles (AWEX Types MF4 and MF5)**

Micron	100+mm	90mm	80mm	70mm	60mm	50mm	40mm	30mm	20mm	10mm
18.0					18731	18457	17954			
18.5					17641	18547	17898			
19.0			17542	17500	17738	17490	16020			
19.5			17280	16792	16404	16404	15915			
20.0			15929	15457	15296	15727	15075			
20.5			14942	14819	14820	14614	13411			
21.0			14703	14682	14476	13917				
21.5			14070					13745		
22.0						13351				
22.5						12927				
23.0										
23.5										
24.0										

\* Based on a minimum of 3 lots sold per category

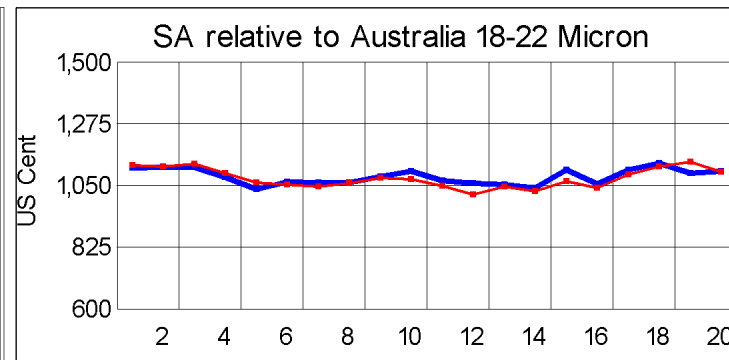
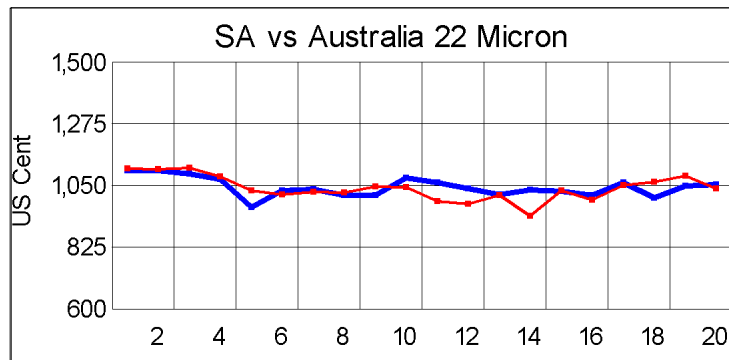
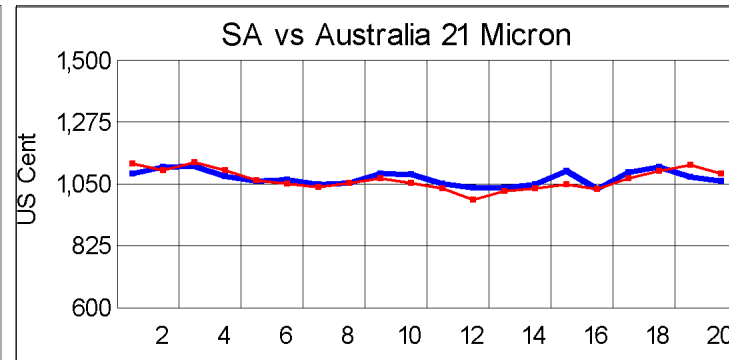
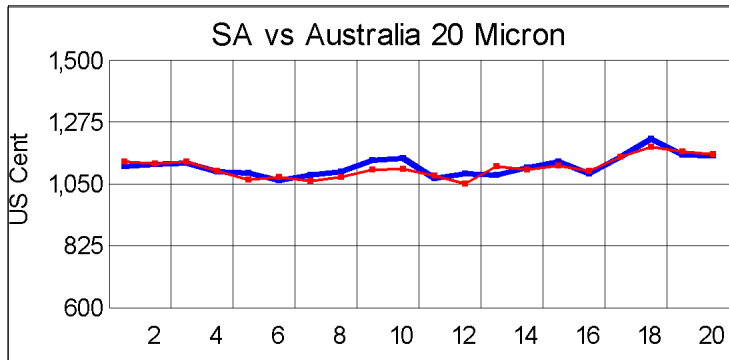
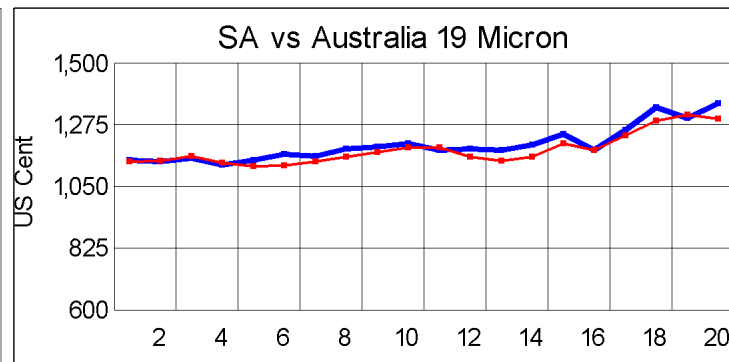
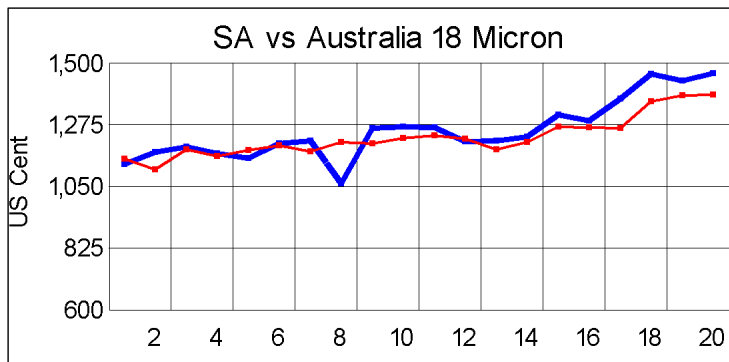
**Average Topmaking Styles (AWEX MF6)**

Micron	100+mm	90mm	80mm	70mm	60mm	50mm	40mm	30mm	20mm	10mm
18.0										
18.5										
19.0										
19.5				15543						
20.0				14488						
20.5				14548						
21.0					14004					
21.5				13836						
22.0										
22.5										
23.0										
23.5										
24.0										

\* Based on a minimum of 3 lots sold per category

**Other Selected Types/Qualities**

	Long			Medium		
	19μ	20μ	21μ	19μ	20μ	21μ
<b>Good Quality</b>						
Lambswool	17652	16520		16613	14976	
Bellies		14767		14555	13232	
Locks				13806	13170	
<b>Average Quality</b>						
Lambswool	17561	15731		15051	14169	12303
Bellies	15290		13381	14000	12930	11569
Locks				13480	12123	10717
<b>Inferior Quality</b>						
Fleecewool	16171	13956	13475	13220		
Lambswool	14740			15028	15185	
Bellies	16093	16034		14445	13298	12786
Locks				12137	9539	



— SA in USc  
— Aus in USc

— SA in USc  
— Aus in USc

## Market Commentary

### WOOL MARKET 2,7% HIGHER

Port Elizabeth - The wool market traded 2,7% higher this week and the Cape Wools Merino Indicator increased by 420 points to close at a value of R158,90 (Clean). On the Australian market, the EMI increased 0,4%. The Cape Wools All Wool Indicator gained 3,6%.

The wool market was steady this week with the finer end slightly dearer. The medium wool traded briskly due to good competition and buyers commented that despite the market being regarded as expensive it still offered pockets of good value. Smaller lots of top quality long wool delivered excellent returns to sellers.

This week saw the Rand at R13,46 to the US Dollar. The Rand weakened by 1,3% against the US Dollar compared with the average rate at the previous sale. The Rand lost 1,8% against the Euro, trading at R14,52. The offering comprised of 7 711 bales of which 97,5% was sold. Major traders were Modiano (2 864), Lempriere SA (1 837), Standard Wool SA (1 551) and Stucken & Co (806).

The average clean prices for the selection within the different micron categories for good top-making (MF5), long fleeces were as follows: 18,0 microns gained 1,6% to close at R186,75/kg; 18,5 microns increased 0,4% to close at R179,47/kg; 19 microns gained 0,1% to close at R174,74/kg; 19,5 microns increased 1,7% to close at R165,18/kg; 20 microns increased with 0,5% to close at R156,12/kg; 20,5 microns moved up 2,6% to close at R148,62/kg; 21,0 microns strengthened 2,7% to close at R146,42/kg; 21,5 microns increased 0,3% to close at R142,25/kg; 22 microns gained 0,5% to close at R140,10/kg and 22,5 microns increased 1,2% to close at R140,69/kg.

The next sale is scheduled for 08 February 2017 where approximately ±6 682 bales will be on

\*The detailed Seasonal Receipts Declared Report can be viewed at [www.capewools.co.za](http://www.capewools.co.za)