

National Weekly Wool Market Report

Season: 2016/2017

Sale Date: 29 & 30 November 2016



CAPE WOOLS SA

Tel: 27-41-4844301
 Fax: 27-41-4846792
 E-mail: stats@capewools.co.za
 Website: www.capewools.co.za

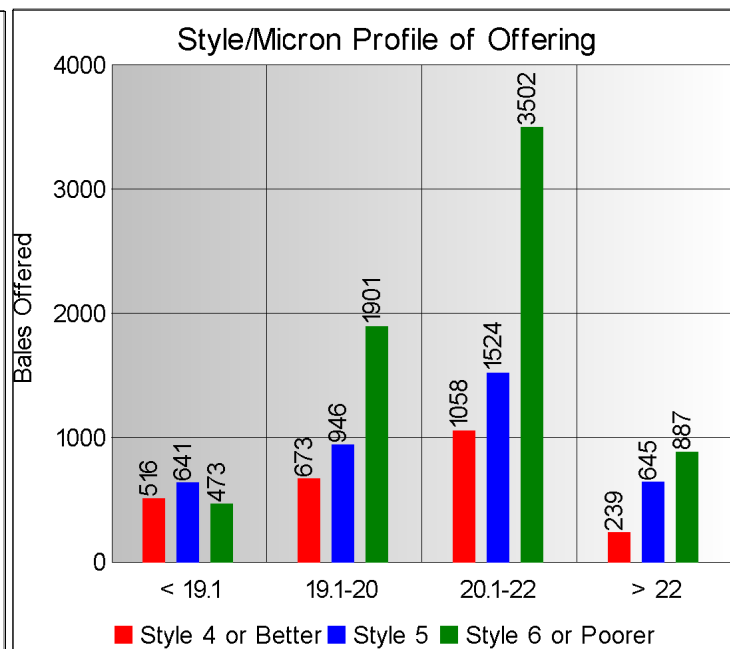
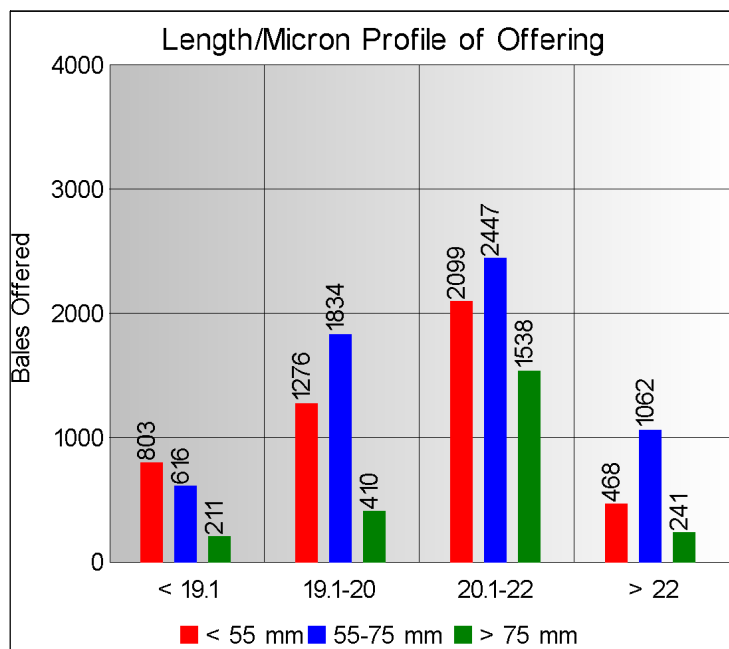
SA Merino Indicator				Buyers			
Indicator Unit	Current Sale	Last Sale	Change	Company	Bales Purchased This Week	% of Purchases	Total Bales Purchased This Season
# SA c/kg	15540	15318	1.5%	G Modiano SA	5064	38.9%	46100
Ave. to date (16/17)	15104	15073	0.2%	Standard Wool SA	4101	31.5%	45908
Ave. to date (15/16)	12816			Lempriere SA	1823	14.0%	29169
US c/kg	1114	1086	2.6%	Stucken & Co	1164	9.0%	15026
Euro c/kg	1047	1023	2.3%	Segard Masurel SA	394	3.0%	8164
AWEX EMI	1378	1341	2.8%	H Dawson Sons & Co	119	0.9%	246
Exchange Rates				New England Wool SA	83	0.6%	1838
Currency Unit	This Week	Previous Week	% Change	SAFIL SA			
R/USD	13.9489	14.1092	1.1%				
R/Euro	14.8400	14.9706	0.9%				
R/AUD	10.4156	10.4663	0.5%				
USD/AUD	0.7468	0.7422	-0.6%				

Analysis of Offerings by Broker This Week (Bales)

Broker	Merino Fleeces	Merino Bellies	Merino Lambs	Merino Backs	Merino Locks	* Other	Total	% Sold
BKB	5171	805	726	0	440	1059	8201	97.9%
CMW	1613	298	280	227	198	546	3162	98.0%
JLW	89	6	14	0	10	7	126	100.0%
MAS	277	37	49	0	26	55	444	98.9%
QWB	143	4	14	0	8	241	410	100.0%
SBL	111	13	9	0	6	10	149	100.0%
VLW	287	61	13	0	60	92	513	96.5%
Total	7691	1224	1105	227	748	2010	13005	98.0%

SA Merino Indicator includes Merino types comparable to international indicators.
 ## Cape Wools All Wool Indicator, includes all white wool sold at auction.

* crossbred, coarse and coloured, inferior



* Seasonal Receipts Declared

2016/17 Declared Receipts : 06 November 2016

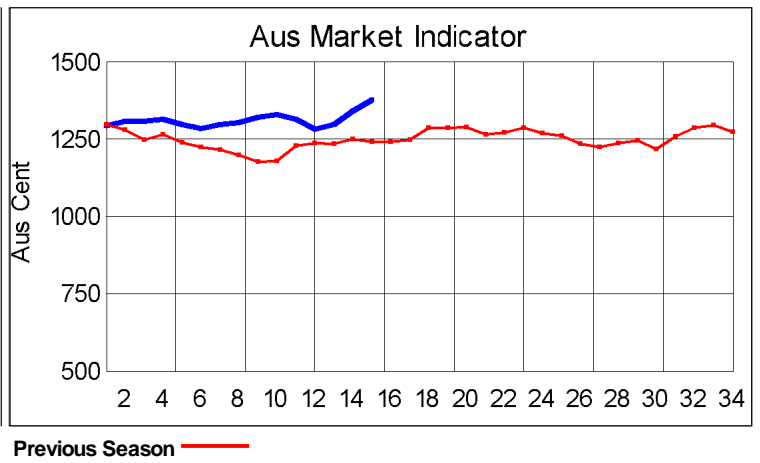
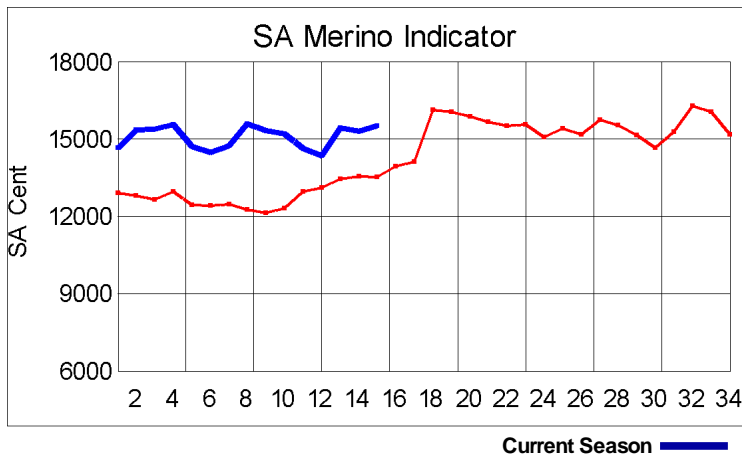
22,453,386.8

2016/17 Declared Receipts : 27 November 2016

26,892,314.8

Percentage Change (Year-on-Year) :

1.96



Current Season █ Previous Season █

Average Fleece Wool Prices (c/kg. clean)
Spinners and Good Topmaking Styles (AWEX Types MF4 and MF5)

Micron	100+mm	90mm	80mm	70mm	60mm	50mm	40mm	30mm	20mm	10mm
18.0			18596	18619	18377					
18.5			18037	17995	17831	17051	16122			
19.0			17505	17390	16941	16976	15247			
19.5			16774	16531	16304	16052	15042			
20.0		15404	15644	15573	15441	14973	14519			
20.5			15222	15080	14702	14342	13733			
21.0			14984	14921	14753	13621	13296			
21.5		14861	14699	14744	14381	13157				
22.0			14576	14565	14031	12726				
22.5		14411	14445	14401	14115					
23.0										
23.5										
24.0				13068						

* Based on a minimum of 3 lots sold per category

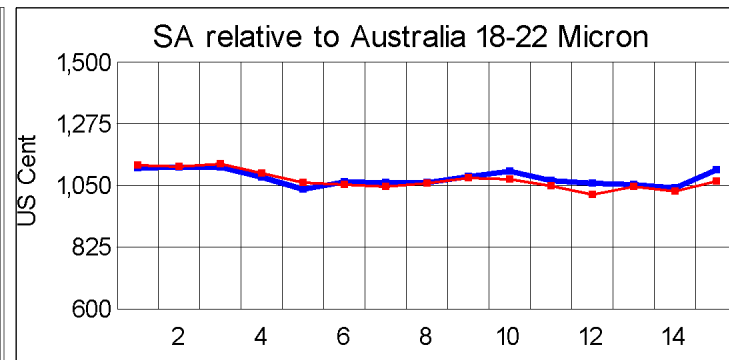
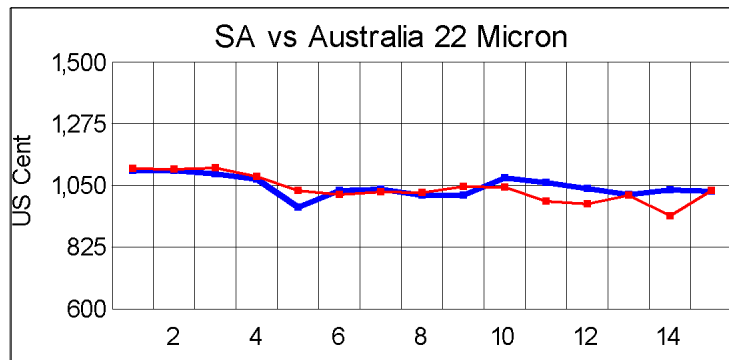
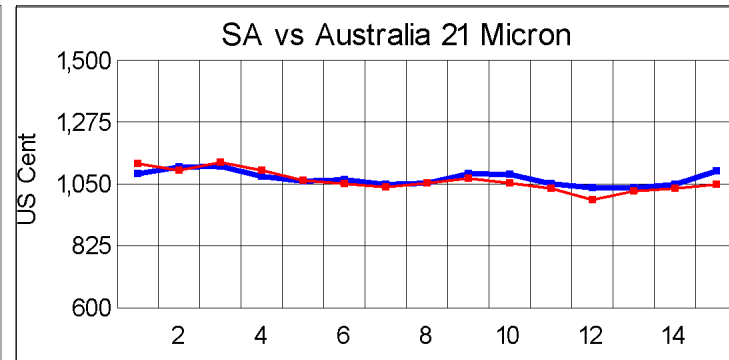
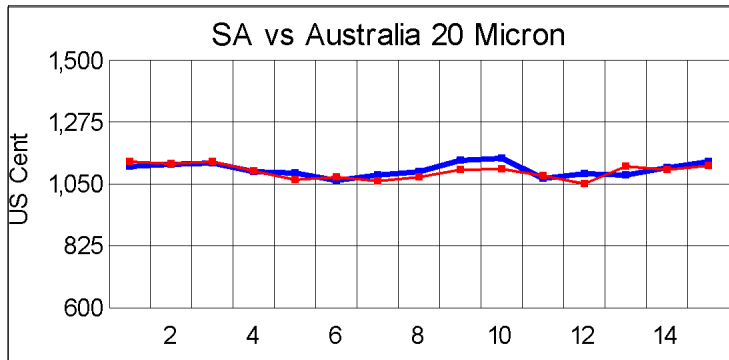
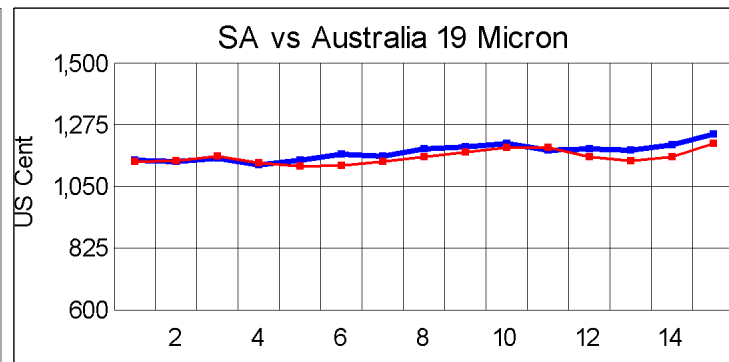
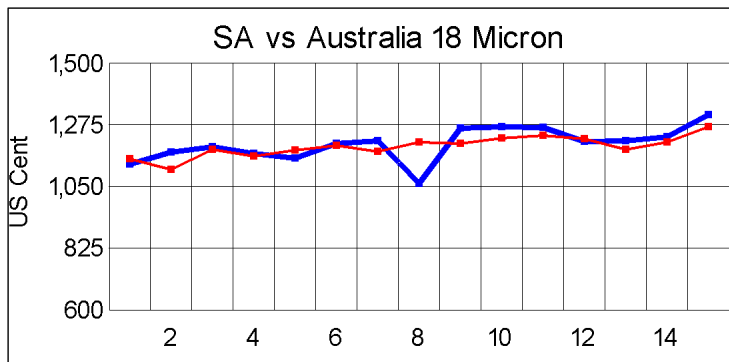
Average Topmaking Styles (AWEX MF6)

Micron	100+mm	90mm	80mm	70mm	60mm	50mm	40mm	30mm	20mm	10mm
18.0										
18.5										
19.0										
19.5					15581					
20.0				14370	14100	14165				
20.5			14473	14285						
21.0				13883						
21.5				13256						
22.0										
22.5										
23.0										
23.5										
24.0										

* Based on a minimum of 3 lots sold per category

Other Selected Types/Qualities

	Long			Medium		
<u>Good Quality</u>	19μ	20μ	21μ	19μ	20μ	21μ
Lambswool	16727			16135	14951	13387
Bellies	16450	14758	13714	15766	14124	
Locks				12671	14272	
<u>Average Quality</u>						
Lambswool	16365	15324	13404	14257	13495	13372
Bellies	16124	13967	13590	14906	13775	12646
Locks				12610	11876	10958
<u>Inferior Quality</u>						
Fleecewool	16053	14422	13702	15011	15088	
Lambswool	15933	14649		13790	14327	
Bellies	14492		13476	14391	13326	12061
Locks		11521		9532	9444	7397



— SA in USc
— Aus in USc

— SA in USc
— Aus in USc

Market Commentary

WOOL MARKET 1,5% INCREASE

Port Elizabeth - The wool market traded 1,5% higher this week and the Cape Wools Merino Indicator increased by 222 points to close at a value of R155,40 (Clean). On the Australian market, the EMI increased 2,8%. The Cape Wools All Wool Indicator gained 1,5%.

The finer end of the market performed particularly well today with significant gains recorded. The auction was sizeable as a result of producers delivering their wool to market before the December recess.

Buyers commented that the market was firm and the keen demand experienced throughout the season thus far has maintained its momentum. The competition between buyers was fierce especially so on the highly contested longer and better quality wool lots.

This week saw the Rand at R13,95 to the US dollar. The Rand strengthened by 1,1% against the US Dollar compared with the average rate at the previous sale. The Rand gained 0,9% against the Euro, trading at R14,84. The offering comprised of 13 005 bales of which 98% was sold. Major traders were Modiano (5 064), Standard Wool SA (4 101), Lempriere SA (1 823) and Stucken & Co (1 164).

The average clean prices for the selection within the different micron categories for good top-making (MF5), long fleeces were as follows: 18,0 microns gained 3,5% to close at R177,16/kg; 18,5 microns increased 3,4% to close at R168,27/kg; 19 microns increased 3,0% to close at R168,54/kg; 19,5 microns gained 1,0% to close at R160,22/kg; 20 microns increased with 0,2% to close at R155,96/kg; 20,5 microns gained 1,5% to close at R149,47/kg; 21,0 microns gained 1,7% to close at R146,66/kg; 21,5 microns increased 1,4% to close at R143,92/kg; 22 microns gained 0,7% to close at R144,11/kg and 22,5 microns lost 1,6% to close at R137,99/kg.

The next sale is scheduled for 07 December 2016 where approximately ±16 782 bales will be on sale.

*The detailed Seasonal Receipts Declared Report can be viewed at www.capewools.co.za