

# National Weekly Wool Market Report

Season: 2016/2017

Sale Date: 22 & 23 November 2016



CAPE WOOLS SA

Tel: 27-41-4844301  
 Fax: 27-41-4846792  
 E-mail: stats@capewools.co.za  
 Website: www.capewools.co.za

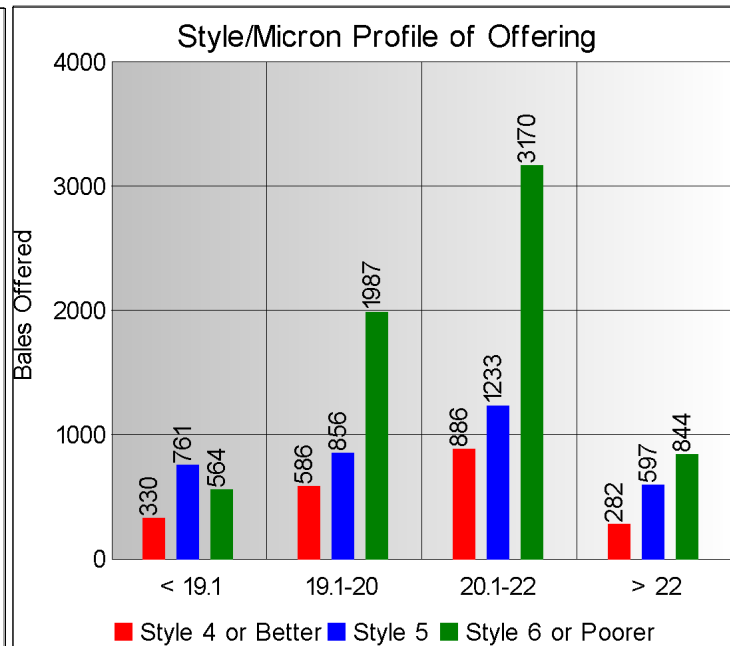
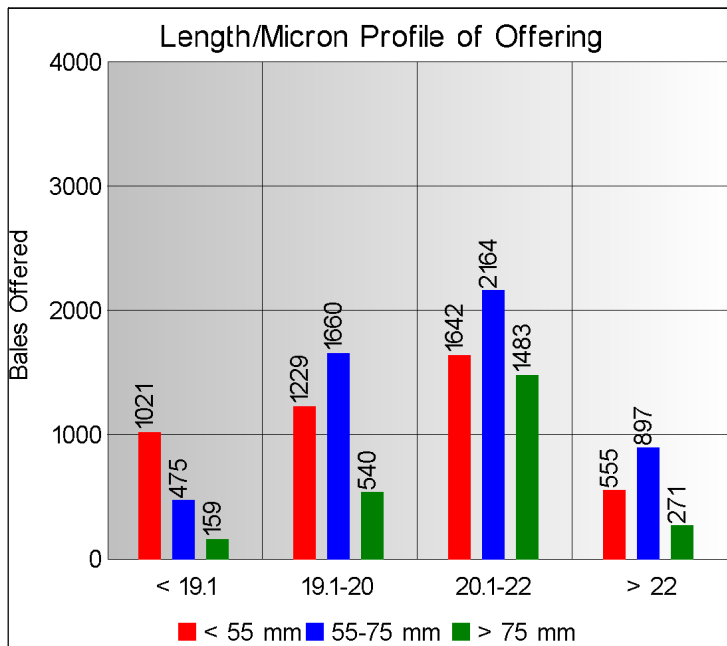
SA Merino Indicator				Buyers			
Indicator Unit	Current Sale	Last Sale	Change	Company	Bales Purchased This Week	% of Purchases	Total Bales Purchased This Season
# SA c/kg	15318	15470	-1.0%	Standard Wool SA	4219	34.9%	41845
Ave. to date (16/17)	15073	15054	0.1%	G Modiano SA	3974	32.9%	41072
Ave. to date (15/16)	12764			Lempriere SA	2075	17.2%	27346
US c/kg	1086	1089	-0.3%	Stucken & Co	1033	8.5%	13870
Euro c/kg	1023	1016	0.8%	Segard Masurel SA	355	2.9%	7770
AWEX EMI	1341	1299	3.2%	New England Wool SA	43	0.4%	1755
Exchange Rates				H Dawson Sons & Co	33	0.3%	127
Currency Unit	This Week	Previous Week	% Change	SAFIL SA			
R/USD	14.1092	14.2089	0.7%				
R/Euro	14.9706	15.2322	1.7%				
R/AUD	10.4663	10.6885	2.1%				
USD/AUD	0.7422	0.7519	1.3%				

## Analysis of Offerings by Broker This Week (Bales)

Broker	Merino Fleeces	Merino Bellies	Merino Lambs	Merino Backs	Merino Locks	* Other	Total	% Sold
BKB	4933	733	727	6	462	1045	7906	97.8%
CMW	1976	316	400	296	189	374	3551	94.9%
MAS	0	0	0	0	0	0	0	
QWB	52	4	18	0	54	511	639	98.9%
SBL	0	0	0	0	0	0	0	
VLW	0	0	0	0	0	0	0	
<b>Total</b>	<b>6961</b>	<b>1053</b>	<b>1145</b>	<b>302</b>	<b>705</b>	<b>1930</b>	<b>12096</b>	<b>97.0%</b>

# SA Merino Indicator includes Merino types comparable to international indicators.  
 ## Cape Wools All Wool Indicator, includes all white wool sold at auction.

\* crossbred, coarse and coloured, inferior

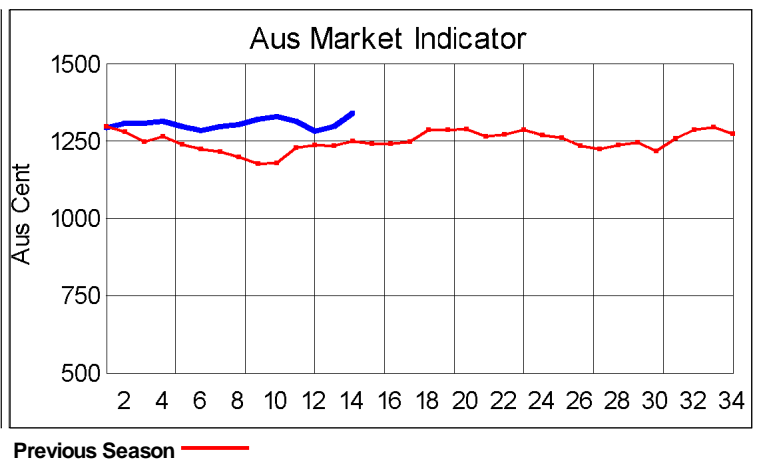
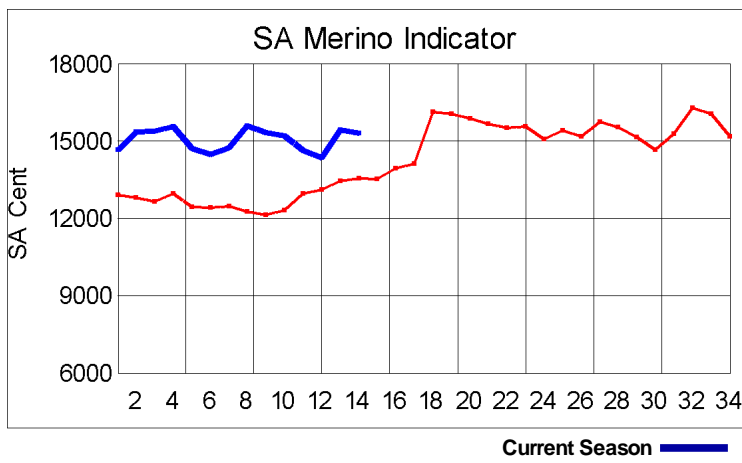


## \* Seasonal Receipts Declared

2016/17 Declared Receipts : 30 October 2016  
 2016/17 Declared Receipts : 20 November 2016

20,570,675.7  
 26,076,648.2

Percentage Change (Year-on-Year) : 0.71



Current Season — Previous Season —

**Average Fleece Wool Prices (c/kg. clean)**  
**Spinners and Good Topmaking Styles (AWEX Types MF4 and MF5)**

Micron	100+mm	90mm	80mm	70mm	60mm	50mm	40mm	30mm	20mm	10mm
18.0				17322	17773	17001	15303			
18.5			17215	17448	17335	16406	15264			
19.0			16936	16943	16417	16222	15680			
19.5			16024	15922	16072	15716	15098			
20.0			15445	15424	15222	14850				
20.5			15020	14991	14815	14219	13568			
21.0		14917	14790	14854	14339	13867				
21.5			14644	14501	13902					
22.0			14379			12689				
22.5			14516	14229						
23.0										
23.5				12609						
24.0										

\* Based on a minimum of 3 lots sold per category

**Average Topmaking Styles (AWEX MF6)**

Micron	100+mm	90mm	80mm	70mm	60mm	50mm	40mm	30mm	20mm	10mm
18.0										
18.5			17282							
19.0					15834					
19.5				15574						
20.0				14535	14297					
20.5					13973					
21.0			14045	14340						
21.5										
22.0				13559						
22.5										
23.0										
23.5										
24.0										

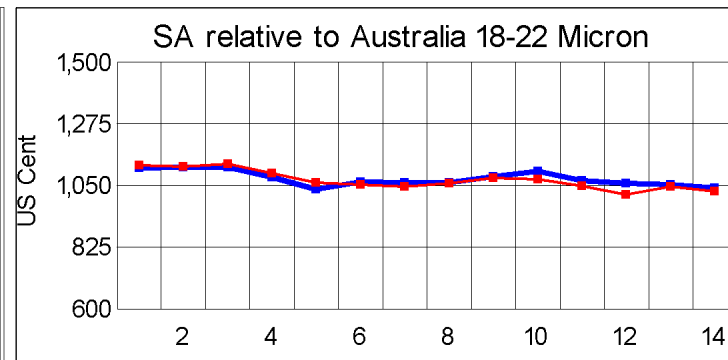
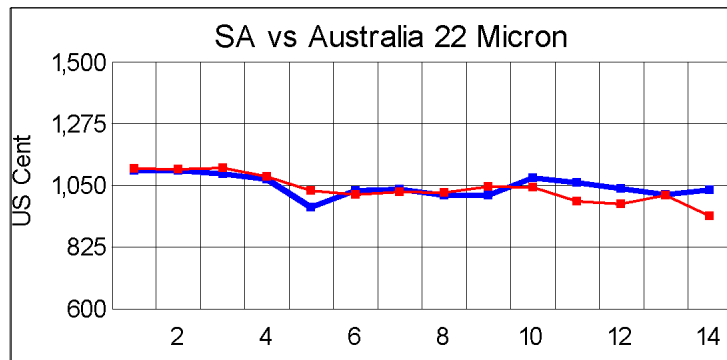
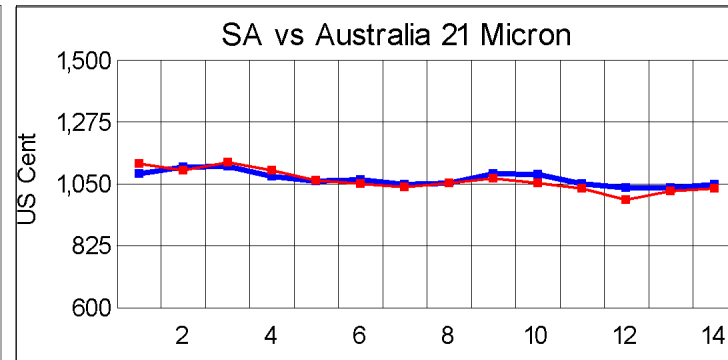
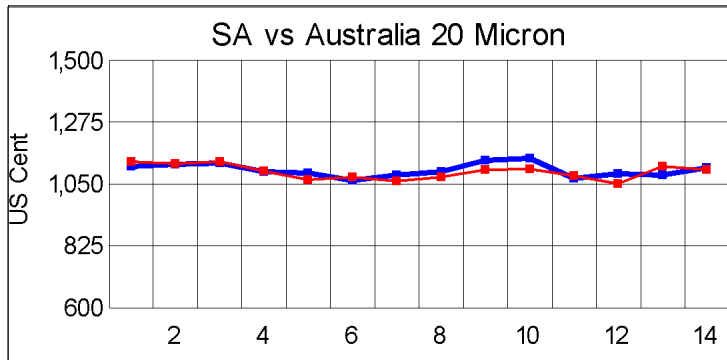
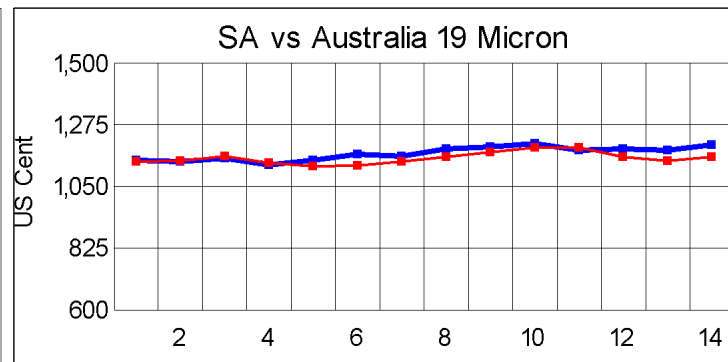
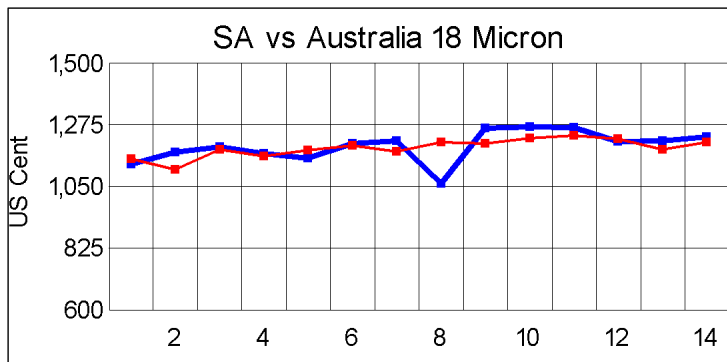
\* Based on a minimum of 3 lots sold per category

**Other Selected Types/Qualities**

Long

Medium

	19μ	20μ	21μ	19μ	20μ	21μ
<b>Good Quality</b>						
Lambswool	16572	15414	14783	15714	14857	14288
Bellies	15735	14389	13336	13859	14127	12962
Locks				13582	12307	12194
<b>Average Quality</b>						
Lambswool	15206	14581	13458	15281	14459	13034
Bellies	15320	14506	14432	13968	13099	12210
Locks				12069	11108	11563
<b>Inferior Quality</b>						
Fleecewool	15445	15283	13172	15869	13136	
Lambswool			13881			
Bellies	16162	14778		14119	14044	11723
Locks				10152	9314	



— SA in USc  
— Aus in USc

— SA in USc  
— Aus in USc

## Market Commentary

### WOOL MARKET 1,0% LOWER

Port Elizabeth - The wool market traded 1,0% lower this week and the Cape Wools Merino Indicator decreased by 152 points to close at a value of R153,18 (Clean). On the Australian market, the EMI increased 3,2%. The Cape Wools All Wool Indicator lost 0,5%.

The wool market invariably reflected the Rand's intraday gains to the US Dollar which saw prices ease slightly. The demand for South African wool remains healthy and practically all wool delivered to market was taken up. As was expected the longer and better quality wool outperformed the shorter and inferior types.

The competition between buyers was intense with Standard Wools and Modiano vying for each lot.

This week saw the Rand at R14,11 to the US dollar. The Rand strengthened by 0,7% against the US Dollar compared with the average rate at the previous sale. The Rand gained 1,7% against the Euro, trading at R14,97. The offering comprised of 12 096 bales of which 97% was sold. Major traders were Standard Wool SA (4 219), Modiano (3 974), Lempriere SA (2 075) and Stucken & Co (1033).

The average clean prices for the selection within the different micron categories for good top-making (MF5), long fleeces were as follows: 18,0 microns gained 1,7% to close at R171,24/kg; 18,5 microns increased 0,2% to close at R162,71/kg; 19 microns increased 0,6% to close at R163,58/kg; 19,5 microns lost 0,9% to close at R158,70/kg; 20 microns decreased with 1,9% to close at R155,59/kg; 20,5 microns remained unchanged to close at R147,31/kg; 21,0 microns lost 1,1% to close at R144,17/kg; 21,5 microns decreased 2,2% to close at R141,91/kg; 22 microns dropped 1,0% to close at R143,07/kg and 22,5 microns lost 1,7% to close at R140,17/kg.

The next sale is scheduled for 30 November 2016 where approximately ±13 024 bales will be on sale.

\*The detailed Seasonal Receipts Declared Report can be viewed at [www.capewools.co.za](http://www.capewools.co.za)