

National Weekly Wool Market Report

Season: 2016/2017

Sale Date: 8 & 9 November 2016



CAPE WOOLS SA

Tel: 27-41-4844301
 Fax: 27-41-4846792
 E-mail: stats@capewools.co.za
 Website: www.capewools.co.za

SA Merino Indicator				Buyers			
Indicator Unit	Current Sale	Last Sale	Change	Company	Bales Purchased This Week	% of Purchases	Total Bales Purchased This Season
# SA c/kg	14363	14649	-2.0%	Standard Wool SA	4837	41.9%	32560
Ave. to date (16/17)	15020	15080	-0.4%	G Modiano SA	3569	30.9%	31450
Ave. to date (15/16)	12638			Lempriere SA	1183	10.2%	23010
US c/kg	1061	1087	-2.4%	Stucken & Co	749	6.5%	12069
Euro c/kg	952	982	-3.0%	Segard Masurel SA	440	3.8%	7043
AWEX EMI	1283	1316	-2.5%	New England Wool SA	151	1.3%	1669
				H Dawson Sons & Co			94
				SAFIL SA			

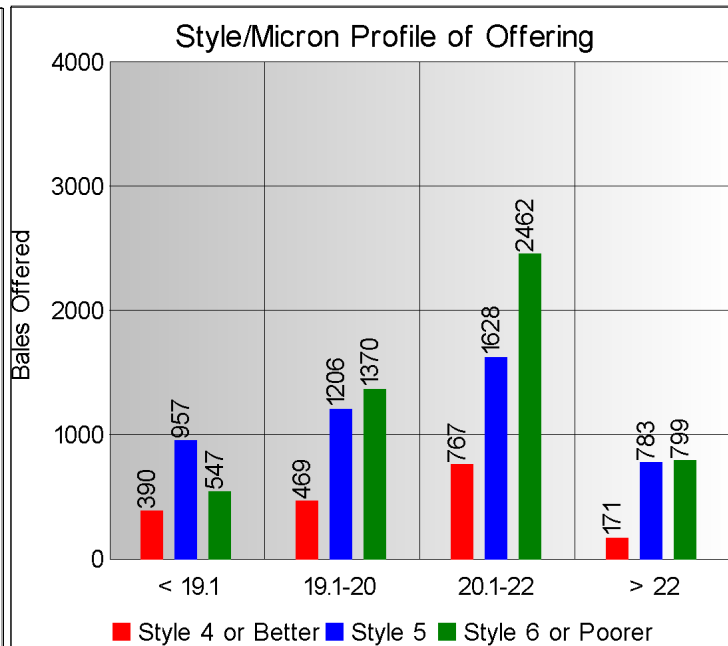
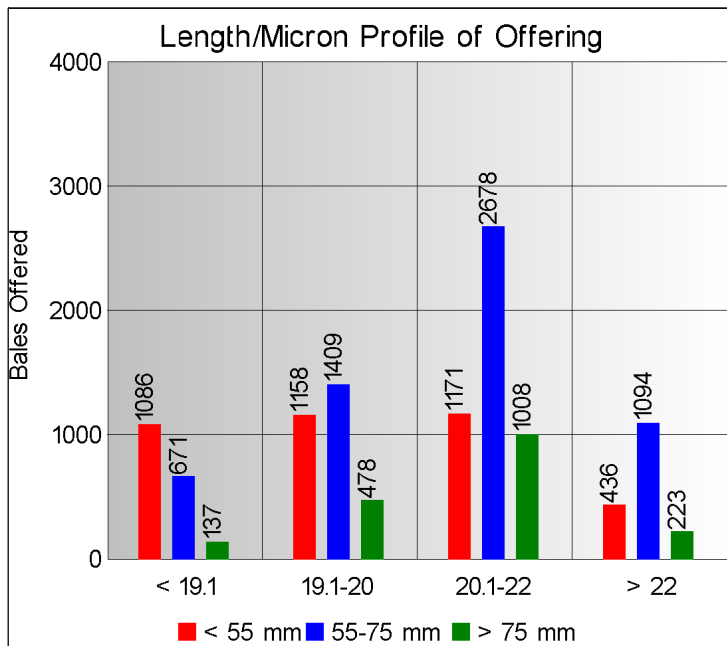
Exchange Rates			
Currency Unit	This Week	Previous Week	% Change
R/USD	13.5359	13.4718	-0.5%
R/Euro	15.0871	14.9232	-1.1%
R/AUD	10.3596	10.2977	-0.6%
USD/AUD	0.7656	0.7645	-0.1%

Analysis of Offerings by Broker This Week (Bales)

Broker	Merino Fleeces	Merino Bellies	Merino Lambs	Merino Backs	Merino Locks	* Other	Total	% Sold
BKB	5312	782	981	0	465	660	8200	94.7%
CMW	1816	292	427	226	200	388	3349	94.5%
MAS	0	0	0	0	0	0	0	
QWB	0	0	0	0	0	0	0	
SBL	0	0	0	0	0	0	0	
VLW	0	0	0	0	0	0	0	
Total	7128	1074	1408	226	665	1048	11549	94.6%

SA Merino Indicator includes Merino types comparable to international indicators.
 ## Cape Wools All Wool Indicator, includes all white wool sold at auction.

* crossbred, coarse and coloured, inferior

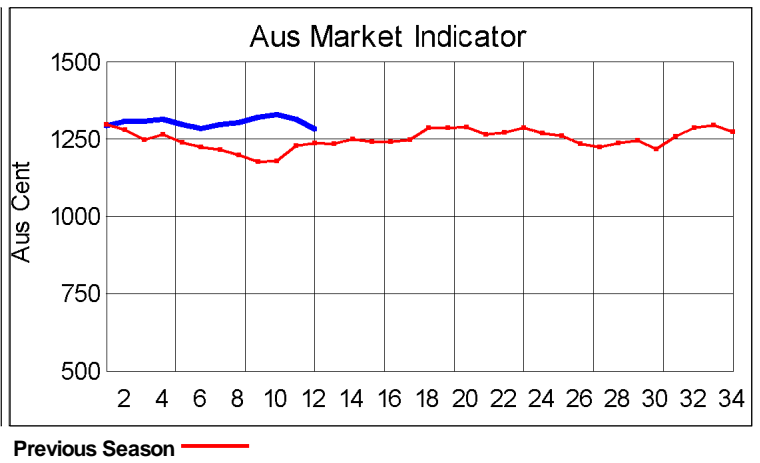
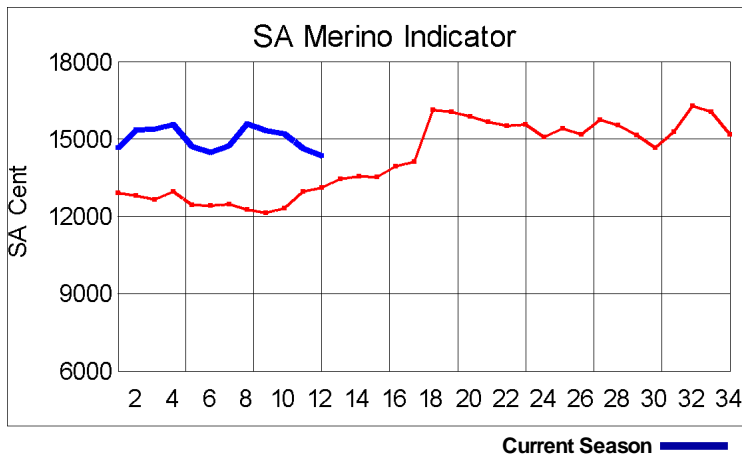


* Seasonal Receipts Declared

2016/17 Declared Receipts : 16 October 2016
 2016/17 Declared Receipts : 06 November 2016

16,330,047.8
 21,501,198.1

Percentage Change (Year-on-Year) : 0.57



Current Season █ Previous Season █

**Average Fleece Wool Prices (c/kg. clean)
Spinners and Good Topmaking Styles (AWEX Types MF4 and MF5)**

Micron	100+mm	90mm	80mm	70mm	60mm	50mm	40mm	30mm	20mm	10mm
18.0				16631	16560		14657			
18.5				16520	16034	15266	13757			
19.0			16034	15689	15512	15054	13829			
19.5		15418	15460	15077	15090	14871	14215			
20.0			14398	14375	13893	14084	13322			
20.5		14319	14051	13890	13678	13463	13154			
21.0			13952	13800	13515	13278	12576			
21.5			13838	13661	13698	13103				
22.0			13454	13548	13019					
22.5										
23.0										
23.5										
24.0										

* Based on a minimum of 3 lots sold per category

Average Topmaking Styles (AWEX MF6)

Micron	100+mm	90mm	80mm	70mm	60mm	50mm	40mm	30mm	20mm	10mm
18.0										
18.5				14844						
19.0				14951						
19.5				14132		14613				
20.0			13820	13878	13178					
20.5			12962	13340	12617	12437				
21.0			13262	13203		12377				
21.5			12725	12945						
22.0										
22.5										
23.0										
23.5										
24.0										

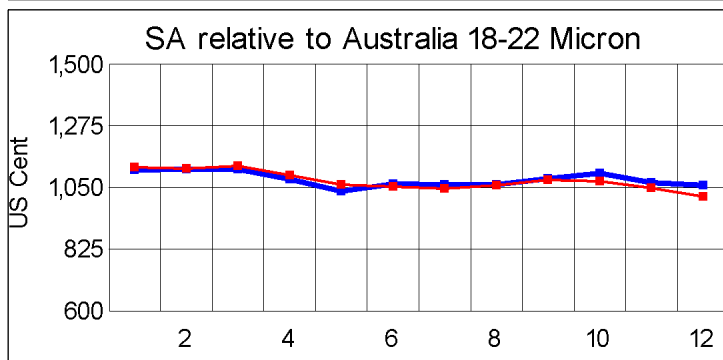
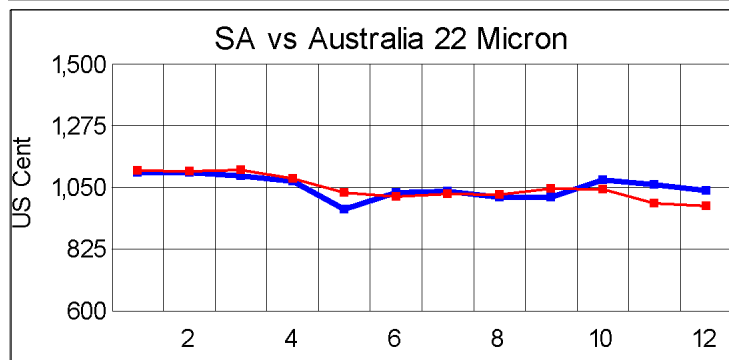
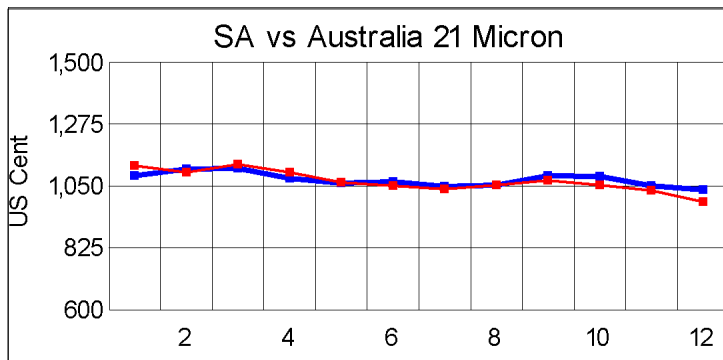
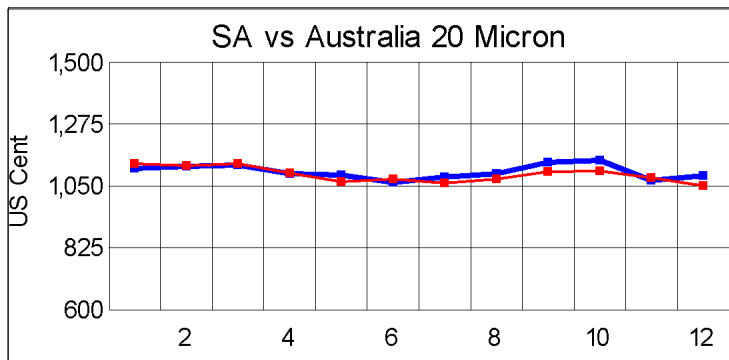
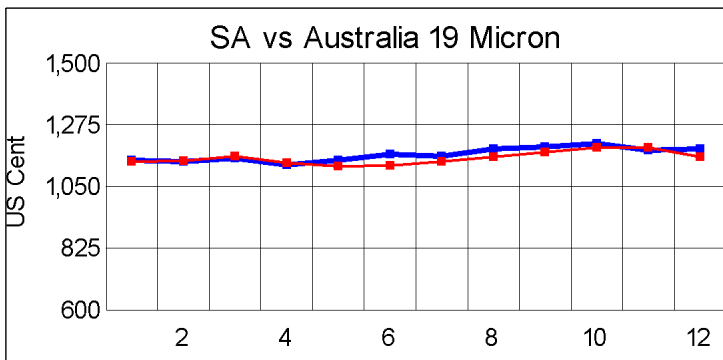
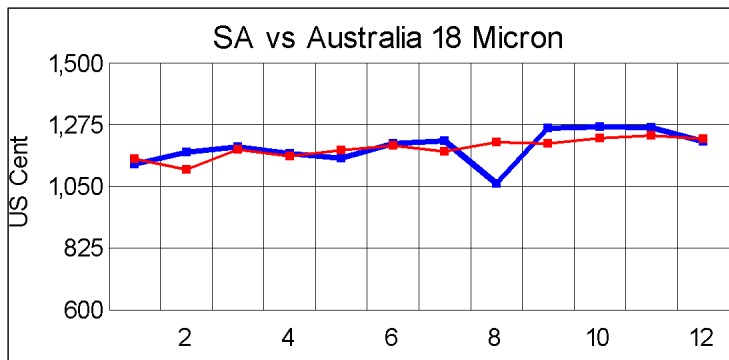
* Based on a minimum of 3 lots sold per category

Other Selected Types/Qualities

Long

Medium

	19μ	20μ	21μ	19μ	20μ	21μ
Good Quality						
Lambswool	15650	14285	13615	14565	13141	13385
Bellies	14483	13443	12497	13685	12756	12005
Locks				12212	11924	
Average Quality						
Lambswool	15276	13998	12955	13951	13365	12949
Bellies	15031	13381		13762	12758	10621
Locks				11601	11081	9861
Inferior Quality						
Fleecewool	14405	13931	12158	13854		11810
Lambswool						
Bellies		10810		12524	12486	12085
Locks		11097	8195	8143	9298	



— SA in USc
— Aus in USc

— SA in USc
— Aus in USc

Market Commentary

WOOL MARKET 2,0% LOWER

Port Elizabeth - The wool market traded 2,0% lower this week and the Cape Wools Merino Indicator decreased by 286 points to close at a value of R143,63 (Clean). On the Australian market, the EMI decreased 2,5%. The Cape Wools All Wool Indicator lost 2,4%.

The finer end of the market today again trumped the coarser end with good demand for wool across the board. Large volumes of wool were on offer this week and despite their shipping woes the buyers competed gallantly to secure their clients orders.

This week saw the Rand at R13,54 to the US dollar. The rand weakened by 0,5% against the US dollar compared with the average rate at the previous sale. The Rand lost 1,1% against the Euro, trading at R15,09. The offering comprised of 11 549 bales of which 94,4% was sold. Major traders were Standard Wool SA (4 837), G Modiano SA (3 547), Lempriere SA (1 183) and Stucken & Co (749).

The average clean prices for the selection within the different micron categories for good top-making (MF5), long fleeces were as follows: 18,0 microns lost 0,6% to close at R165,87/kg; 18,5 microns decreased 0,2% to close at R162,71/kg; 19 microns decreased 2,4% to close at R156,93/kg; 19,5 microns lost 2,4% to close at R150,27/kg; 20 microns decreased with 2,3% to close at R142,43/kg; 20,5 microns decreased 2,4% to close at R138,05/kg; 21,0 microns lost 3,5% to close at R134,50/kg; 21,5 microns dropped 3,0% to close at R135,16/kg; 22,0 microns declined 0,7% to close at R133,18/kg and 22,5 microns dropped 3,6% to close at R133,26/kg.

The next sale is scheduled for 16 November 2016 where approximately ±14 654 bales will be on sale.

*The detailed Seasonal Receipts Declared Report can be viewed at www.capewools.co.za