

National Weekly Wool Market Report

Season: 2016/2017

Sale Date: 1 & 2 November 2016



CAPE WOOLS SA

Tel: 27-41-4844301
 Fax: 27-41-4846792
 E-mail: stats@capewools.co.za
 Website: www.capewools.co.za

SA Merino Indicator				Buyers			
Indicator Unit	Current Sale	Last Sale	Change	Company	Bales Purchased This Week	% of Purchases	Total Bales Purchased This Season
# SA c/kg	14649	15220	-3.8%	G Modiano SA	3611	31.2%	27880
Ave. to date (16/17)	15080	15123	-0.3%	Standard Wool SA	3590	31.0%	27723
Ave. to date (15/16)	12594			Lempriere SA	2081	18.0%	21827
US c/kg	1087	1106	-1.7%	Stucken & Co	1274	11.0%	11320
Euro c/kg	982	1014	-3.2%	Segard Masurel SA	308	2.7%	6603
AWEX EMI	1316	1331	-1.1%	New England Wool SA	53	0.5%	1518
				H Dawson Sons & Co			94
				SAFIL SA			

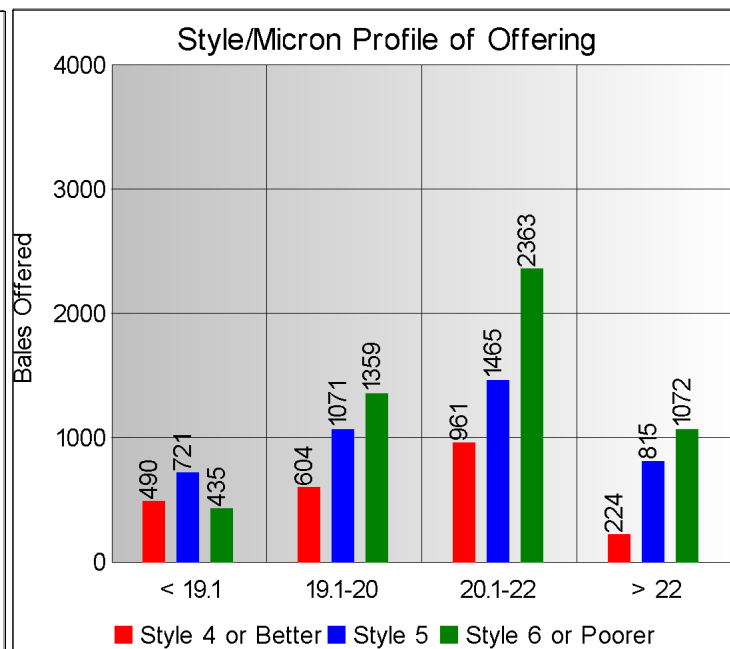
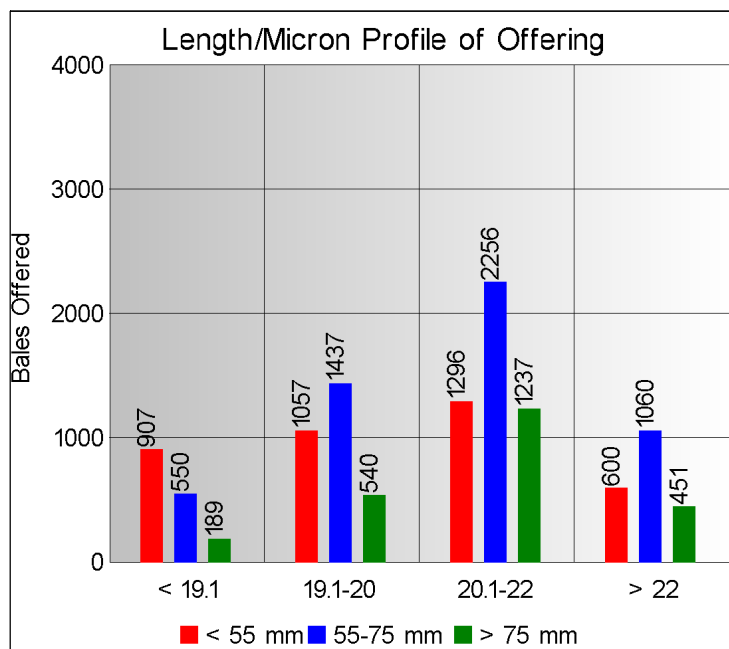
Exchange Rates			
Currency Unit	This Week	Previous Week	% Change
R/USD	13.4718	13.7577	2.1%
R/Euro	14.9232	15.0110	0.6%
R/AUD	10.2977	10.5711	2.6%
USD/AUD	0.7645	0.7683	0.5%

Analysis of Offerings by Broker This Week (Bales)

Broker	Merino Fleeces	Merino Bellies	Merino Lambs	Merino Backs	Merino Locks	* Other	Total	% Sold
BKB	4265	773	667	0	471	482	6658	92.8%
CMW	1694	272	339	227	220	315	3067	94.7%
JLW	139	9	8	0	6	16	178	100.0%
MAS	355	45	44	0	42	42	528	100.0%
QWB	134	16	54	0	45	237	486	99.8%
SBL	63	6	4	0	4	12	89	100.0%
VLW	388	28	51	0	21	86	574	96.7%
Total	7038	1149	1167	227	809	1190	11580	94.3%

SA Merino Indicator includes Merino types comparable to international indicators.
 ## Cape Wools All Wool Indicator, includes all white wool sold at auction.

* crossbred, coarse and coloured, inferior



* Seasonal Receipts Declared

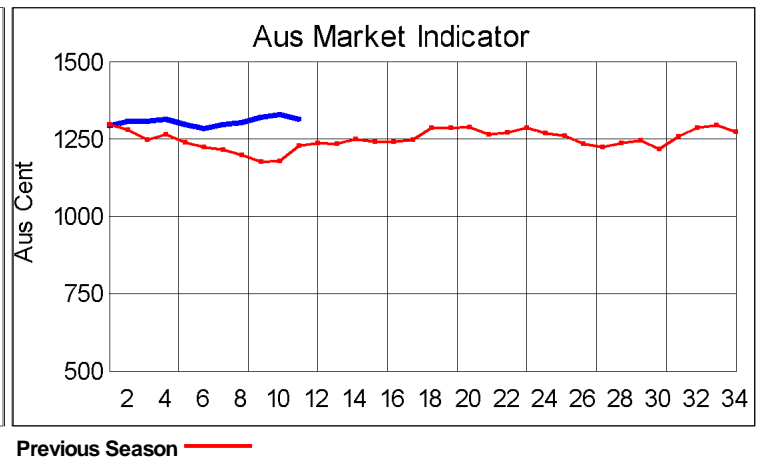
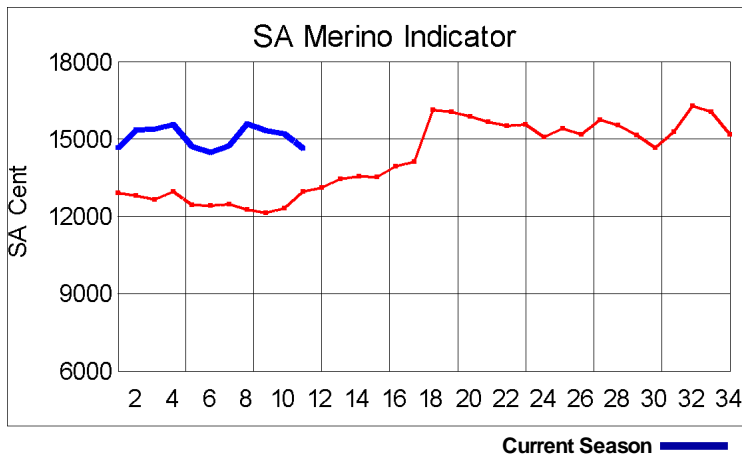
2016/17 Declared Receipts : 09 October 2016

14,525,097.6

2016/17 Declared Receipts : 30 October 2016

19,607,048.1

Percentage Change (Year-on-Year) : 1.00



Current Season █ Previous Season █

Average Fleece Wool Prices (c/kg. clean)
Spinners and Good Topmaking Styles (AWEX Types MF4 and MF5)

Micron	100+mm	90mm	80mm	70mm	60mm	50mm	40mm	30mm	20mm	10mm
18.0			16814				15357			
18.5			16460	16434	15892	15547	14501			
19.0			16196	16060	15502	15341	14482			
19.5		15802	15474	15378	15117	14857	14568			
20.0			14659	14572	14524	14229	14005			
20.5		14586	14239	14171	13974	13823	13554			
21.0		14181	14056	14031	13516	13491				
21.5			13673	13882	13534					
22.0			13753		13121					
22.5										
23.0										
23.5										
24.0										

* Based on a minimum of 3 lots sold per category

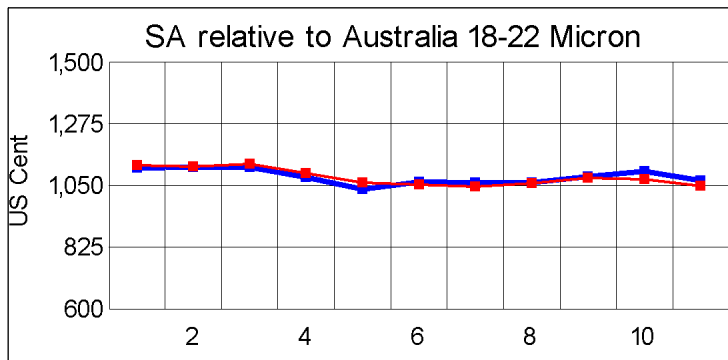
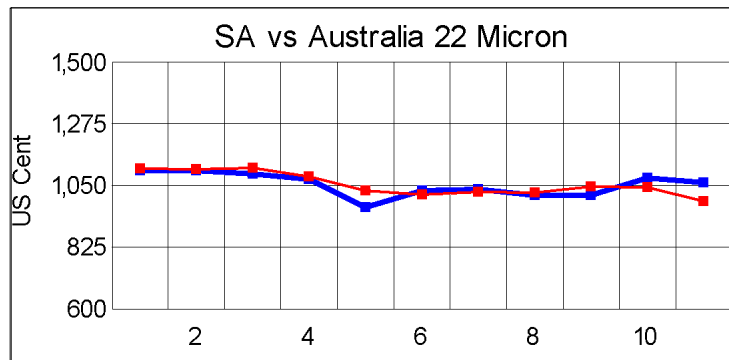
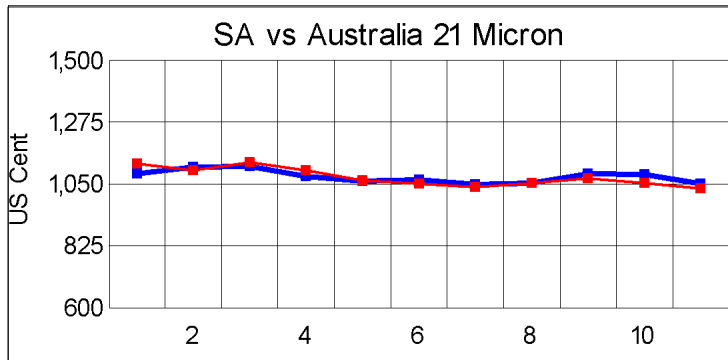
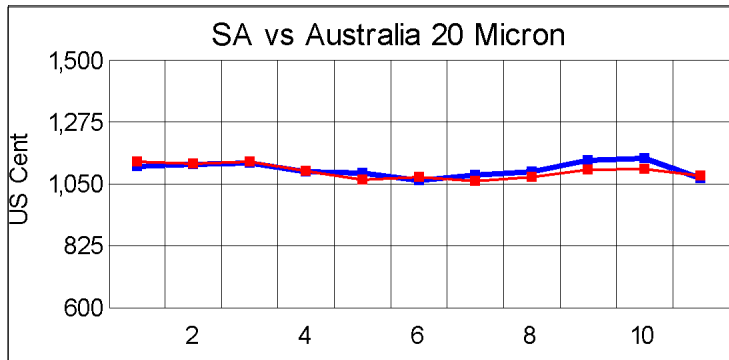
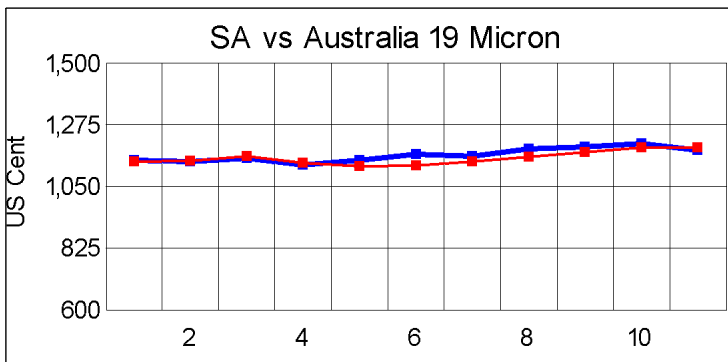
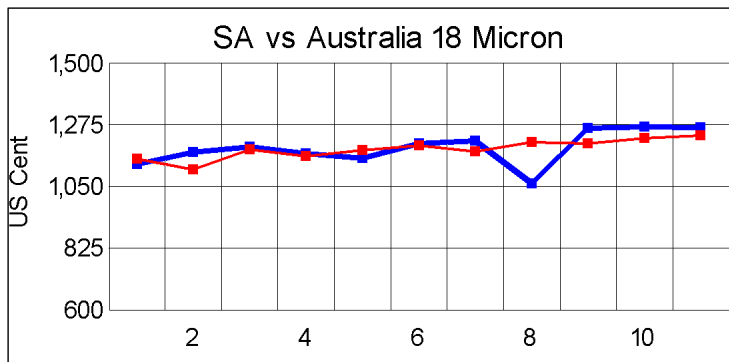
Average Topmaking Styles (AWEX MF6)

Micron	100+mm	90mm	80mm	70mm	60mm	50mm	40mm	30mm	20mm	10mm
18.0										
18.5										
19.0										
19.5				15305						
20.0				14132	13718					
20.5										
21.0			13512	13307						
21.5				13180						
22.0										
22.5										
23.0										
23.5										
24.0										

* Based on a minimum of 3 lots sold per category

Other Selected Types/Qualities

	Long			Medium		
	19μ	20μ	21μ	19μ	20μ	21μ
Good Quality						
Lambswool	16085	14336		14570	14346	13729
Bellies	14631	13737	13568	14220	13626	
Locks				13111	12203	11231
Average Quality						
Lambswool	15070			13815	13107	13823
Bellies	14324	13967		14141	12546	12302
Locks				11935	11367	11250
Inferior Quality						
Fleecewool	14851	14119	13105	14366	13580	13256
Lambswool	14241			14639		
Bellies	14157	14144	12971	13638	13392	11968
Locks			7319	10431	10280	11206



— SA in USc
— Aus in USc

— SA in USc
— Aus in USc

Market Commentary

WOOL MARKET 3,8% LOWER

Port Elizabeth - The wool market traded 3,8% lower this week and the Cape Wools Merino Indicator decreased by 571 points to close at a value of R146,49 (Clean). On the Australian market, the EMI decreased 1,1%. The Cape Wools All Wool Indicator shed 3,5%.

The market was in full support of the finer end with good competition amongst all the buying houses for these types. The coarser wool however took a back seat today with slightly less demand which is evident in the greater decline in prices achieved. Volumes to market are on the increase as the season is well underway resulting in more wool left unsold.

This week saw the rand at R13,47 to the US dollar. The rand strengthened by 2,1% against the US dollar compared with the average rate at the previous sale. The Rand gained 0,6% against the Euro, trading at R14,92. The offering comprised of 11 580 bales of which 94,3% was sold. Major traders were G Modiano SA (3 611), Standard Wool SA (3 590), Lempriere SA (2 081), and Stucken & Co (1 274).

The average clean prices for the selection within the different micron categories for good top-making (MF5), long fleeces were as follows: 18,0 microns lost 1,2% to close at R166,95/kg; 18,5 microns decreased 2,5% to close at R163,01/kg; 19 microns decreased 2,2% to close at R160,79/kg; 19,5 microns lost 3,4% to close at R153,91/kg; 20 microns decreased with 4,0% to close at R145,83/kg; 20,5 microns decreased 4,4% to close at R141,45/kg; 21,0 microns lost 4,1% to close at R139,37/kg; 21,5 microns dropped 3,6% to close at R139,41/kg; 22,0 microns declined 6,7% to close at R134,10/kg and 22,5 microns dropped 4,3% to close at R138,30/kg.

The next sale is scheduled for 9 November 2016 where approximately ±11 443 bales will be on sale.

*The detailed Seasonal Receipts Declared Report can be viewed at www.capewools.co.za