

National Weekly Wool Market Report

Season: 2016/2017

Sale Date: 28 September 2016



CAPE WOOLS SA

Tel: 27-41-4844301
 Fax: 27-41-4846792
 E-mail: stats@capewools.co.za
 Website: www.capewools.co.za

SA Merino Indicator				Buyers			
Indicator Unit	Current Sale	Last Sale	Change	Company	Bales Purchased This Week	% of Purchases	Total Bales Purchased This Season
# SA c/kg	14509	14742	-1.6%	Standard Wool SA	2052	28.1%	13294
Ave. to date (16/17)	15049	15157	-0.7%	G Modiano SA	1905	26.1%	12853
Ave. to date (15/16)	12719			Lempriere SA	1428	19.6%	11174
US c/kg	1073	1073	0.1%	Stucken & Co	1101	15.1%	6964
Euro c/kg	958	963	-0.5%	Segard Masurel SA	430	5.9%	3817
AWEX EMI	1285	1298	-1.0%	New England Wool SA	105	1.4%	1327
				H Dawson Sons & Co			
				SAFIL SA			

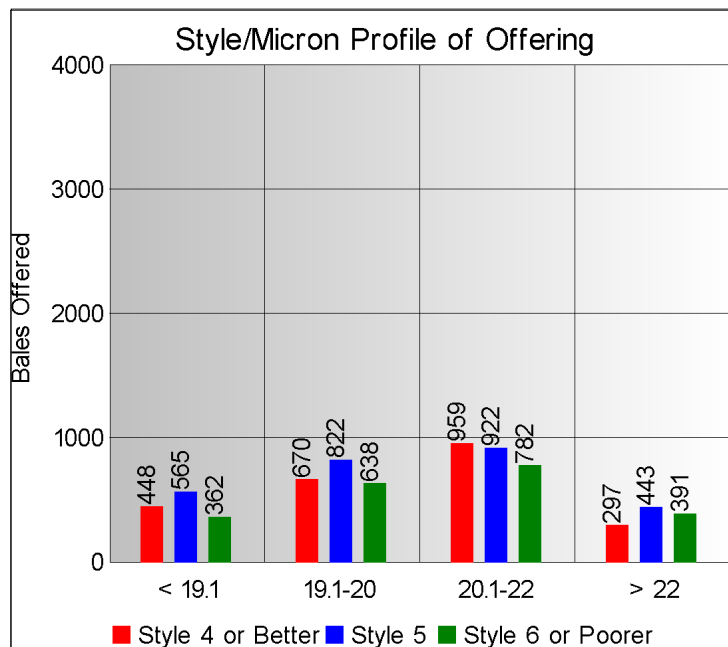
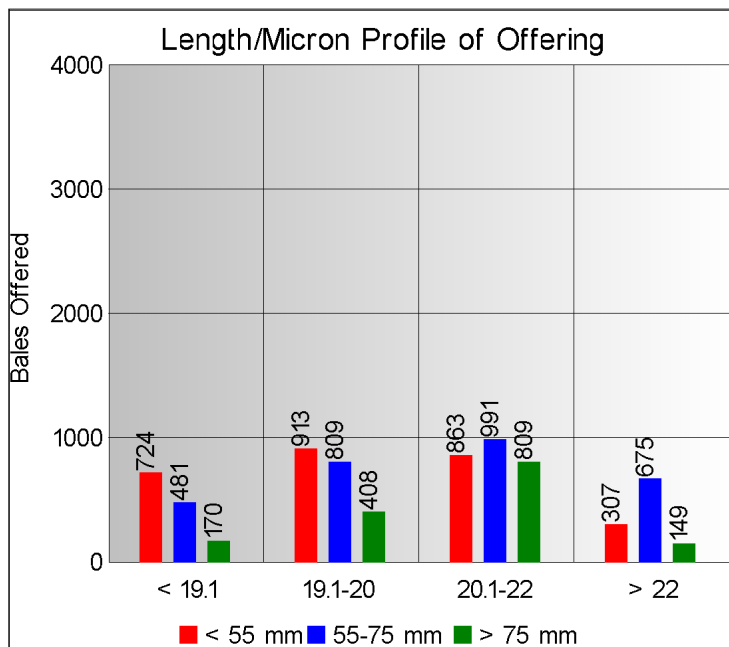
Exchange Rates			
Currency Unit	This Week	Previous Week	% Change
R/USD	13.5165	13.7420	1.6%
R/Euro	15.1517	15.3154	1.1%
R/AUD	10.3661	10.4192	0.5%
USD/AUD	0.7667	0.7580	-1.1%

Analysis of Offerings by Broker This Week (Bales)

Broker	Merino Fleeces	Merino Bellies	Merino Lambs	Merino Backs	Merino Locks	* Other	Total	% Sold
BKB	2926	442	424	0	477	401	4670	94.8%
CMW	1605	200	281	139	162	242	2629	98.7%
MAS	0	0	0	0	0	0	0	
QWB	0	0	0	0	0	0	0	
SBL	0	0	0	0	0	0	0	
VLW	0	0	0	0	0	0	0	
Total	4531	642	705	139	639	643	7299	96.2%

SA Merino Indicator includes Merino types comparable to international indicators.
 ## Cape Wools All Wool Indicator, includes all white wool sold at auction.

* crossbred, coarse and coloured, inferior



* Seasonal Receipts Declared

2016/17 Declared Receipts : 04 September 2016

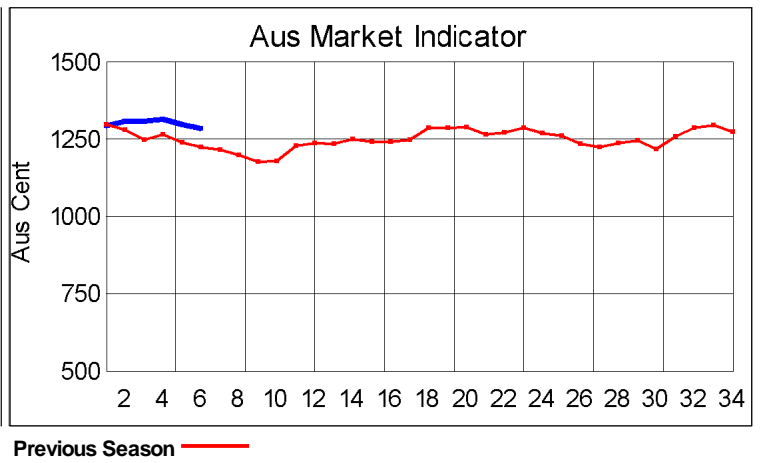
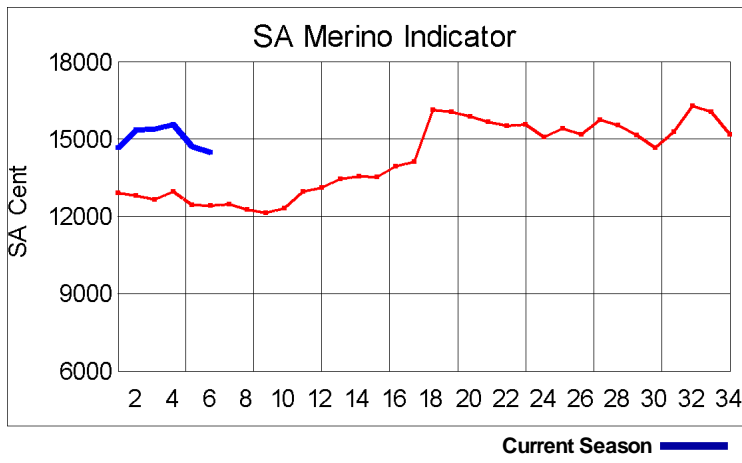
2016/17 Declared Receipts : 25 September 2016

7,420,422.1

11,042,488.6

Percentage Change (Year-on-Year) :

2.39



Current Season — Previous Season —

Average Fleece Wool Prices (c/kg. clean)
Spinners and Good Topmaking Styles (AWEX Types MF4 and MF5)

Micron	100+mm	90mm	80mm	70mm	60mm	50mm	40mm	30mm	20mm	10mm
18.0			17275	16771	15413					
18.5			16300	16096	15007	15077	14233			
19.0		16016	15790	15664	15060	14744	14314			
19.5			15155	15061	14805	14808	14082			
20.0		14763	14758	14666	14279	14259	13778			
20.5		14352	14659	14668	14158	14059	13230			
21.0		14472	14742	14399	13950	13861				
21.5		14251	14495	14072	13729	13194				
22.0			14315	14226						
22.5				14063						
23.0			14152	14098	13678					
23.5										
24.0										

* Based on a minimum of 3 lots sold per category

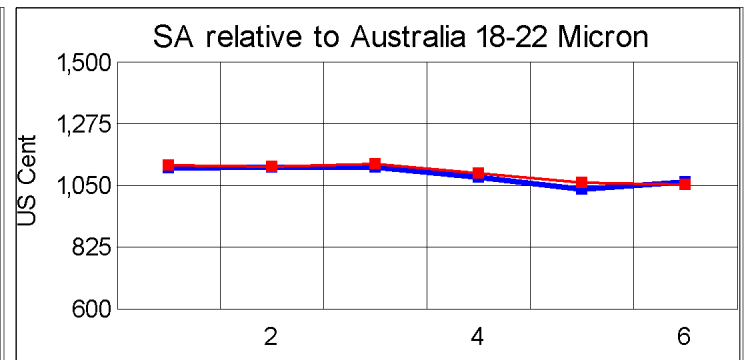
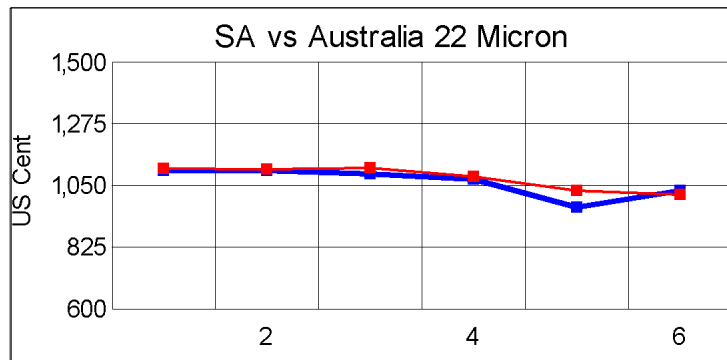
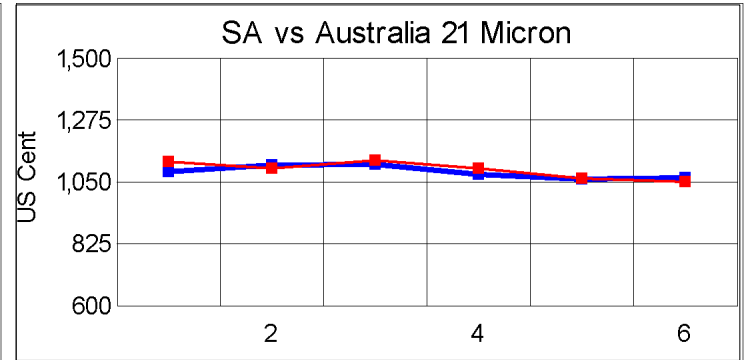
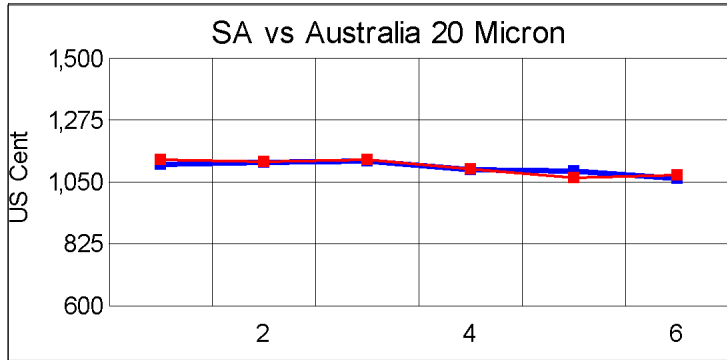
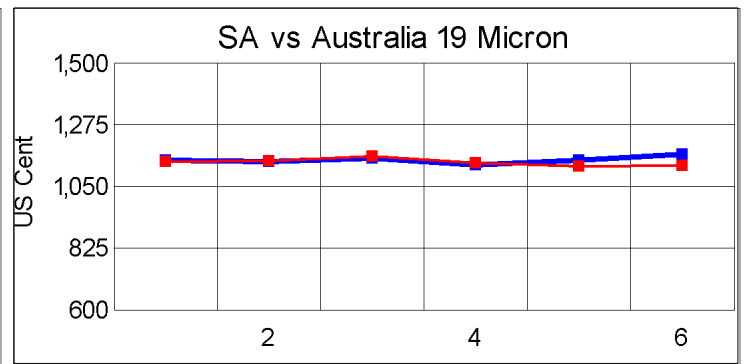
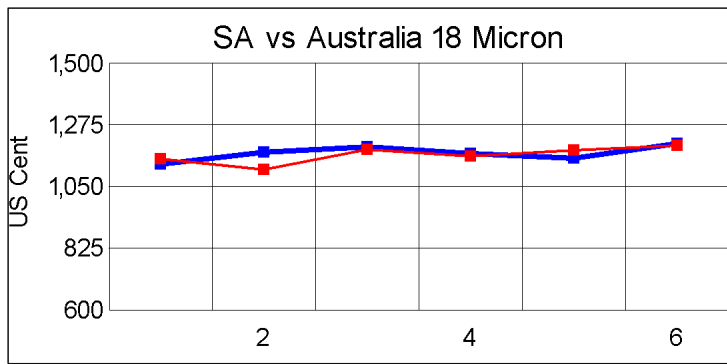
Average Topmaking Styles (AWEX MF6)

Micron	100+mm	90mm	80mm	70mm	60mm	50mm	40mm	30mm	20mm	10mm
18.0										
18.5										
19.0										
19.5			14927							
20.0					13650					
20.5					13980					
21.0			13556		13779					
21.5				13354						
22.0				13410						
22.5										
23.0										
23.5										
24.0										

* Based on a minimum of 3 lots sold per category

Other Selected Types/Qualities

	Long			Medium		
	19μ	20μ	21μ	19μ	20μ	21μ
Good Quality						
Lambswool	15121			14149	14028	
Bellies		14190	13910	14684	13621	12838
Locks				12698	13101	11415
Average Quality						
Lambswool	14683	14428	14023	13648	13156	14004
Bellies	15168	14252		13634	12880	12911
Locks	13619			12054	11735	10226
Inferior Quality						
Fleecewool	14131	14210	13503	14465	13481	13046
Lambswool		14145	13283			
Bellies	13469			13087	12999	11141
Locks	12027			9712	9598	



— SA in USc
— Aus in USc

— SA in USc
— Aus in USc

Market Commentary

WOOL MARKET 1,6% LOWER

Port Elizabeth - The wool market traded lower with the Cape Wools Merino Indicator declining by 1,6% and by 233 points to close at a value of R145,09 (Clean). On the Australian market, the EMI decreased 1,0%. The Cape Wools All Wool Indicator lost 1,9%.

The auction continued its volatility with no clear trend at this stage. The price of longer and better quality wool got off to a good start but eased during the day. The competition between buyers show no sign of abating.

This week saw the rand at R13,52 to the US dollar. The rand strengthened by 1,6% against the US dollar compared with the average rate at the previous sale. The Rand strengthened 1,1% against the Euro, trading at R15,15. The offering comprised of 7 299 bales of which 96,2% was sold. Major traders were Standard Wool SA (2 052), G Modiano SA (1 902), Lempriere SA (1 428) and Stucken & Co (1 101).

The average clean prices for the selection within the different micron categories for good top-making (MF5), long fleeces were as follows: 18,0 microns lost 0,2% to close at R162,45/kg; 18,5 microns decreased 0,4% to close at R157,09/kg; 19 microns decreased 1,5% to close at R152,36/kg; 19,5 microns lost 1,4% to close at R148,61/kg; 20 microns decreased with 0,7% to close at R145,46/kg; 20,5 microns decreased 2,5% to close at R143,83/kg; 21,0 microns lost 2,8% to close at R142,19/kg; 21,5 microns dropped 2,6% to close at R141,09/kg; 22,0 microns decreased 3,0% to close at R137,74/kg and 22,5 microns decreased 1,3% to close at R145,89/kg.

The next sale is scheduled for 05 October 2016 where approximately ±10 183 bales will be on sale.

*The detailed Seasonal Receipts Declared Report can be viewed at www.capewools.co.