

National Weekly Wool Market Report

Season: 2016/2017

Sale Date: 14 September 2016



CAPE WOOLS SA

Tel: 27-41-4844301
 Fax: 27-41-4846792
 E-mail: stats@capewools.co.za
 Website: www.capewools.co.za

SA Merino Indicator				Buyers			
Indicator Unit	Current Sale	Last Sale	Change	Company	Bales Purchased This Week	% of Purchases	Total Bales Purchased This Season
# SA c/kg	15584	15408	1.1%	G Modiano SA	1542	29.1%	9237
Ave. to date (16/17)	15261	15153	0.7%	Standard Wool SA	1192	22.5%	8960
Ave. to date (15/16)	12851			Lempriere SA	1089	20.5%	8266
US c/kg	1088	1102	-1.3%	Stucken & Co	933	17.6%	4540
Euro c/kg	969	980	-1.1%	Segard Masurel SA	393	7.4%	2595
AWEX EMI	1316	1310	0.5%	New England Wool SA	110	2.1%	1060
				H Dawson Sons & Co			
				SAFIL SA			

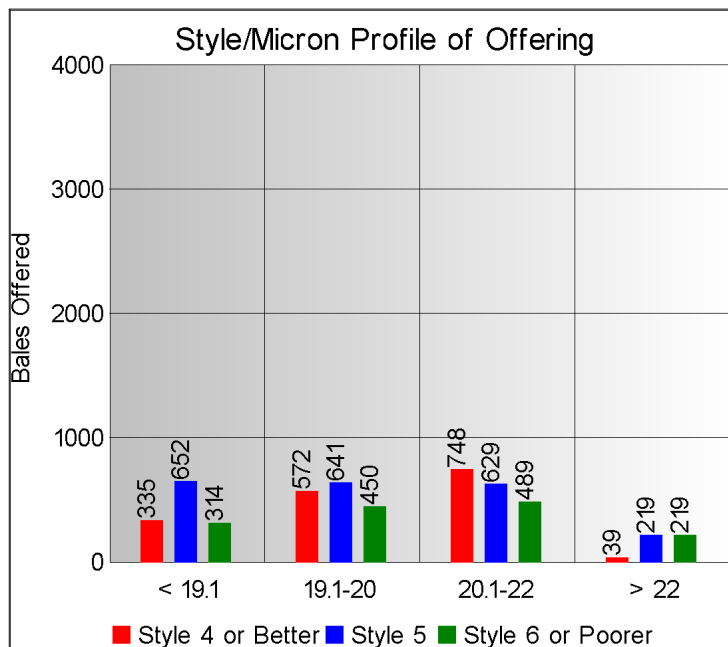
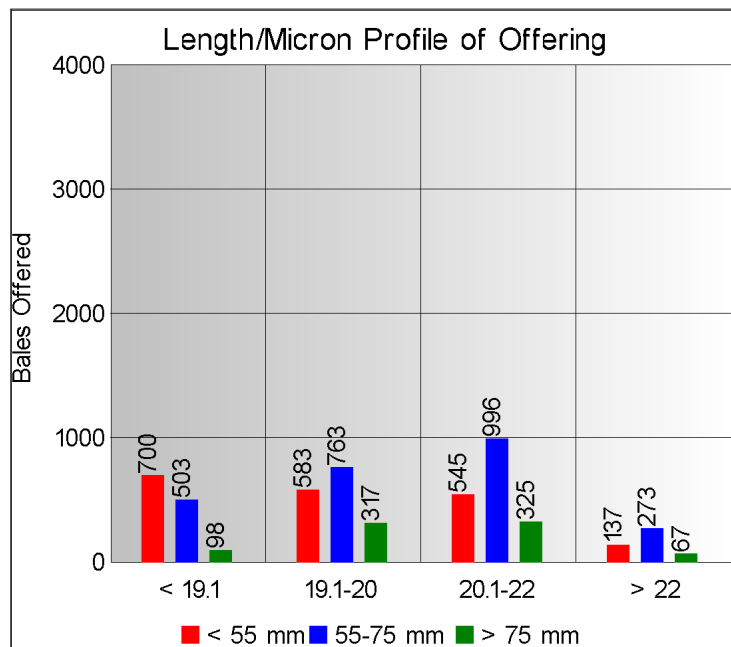
Exchange Rates			
Currency Unit	This Week	Previous Week	% Change
R/USD	14.3288	13.9841	-2.5%
R/Euro	16.0803	15.7269	-2.2%
R/AUD	14.3288	10.7304	-33.5%
USD/AUD	0.7472	0.7673	2.6%

Analysis of Offerings by Broker This Week (Bales)

Broker	Merino Fleeces	Merino Bellies	Merino Lambs	Merino Backs	Merino Locks	* Other	Total	% Sold
BKB	2036	323	402	0	224	324	3309	98.8%
CMW	1149	126	221	97	143	262	1998	99.7%
MAS	0	0	0	0	0	0	0	
QWB	0	0	0	0	0	0	0	
SBL	0	0	0	0	0	0	0	
VLW	0	0	0	0	0	0	0	
Total	3185	449	623	97	367	586	5307	99.1%

SA Merino Indicator includes Merino types comparable to international indicators.
 ## Cape Wools All Wool Indicator, includes all white wool sold at auction.

* crossbred, coarse and coloured, inferior

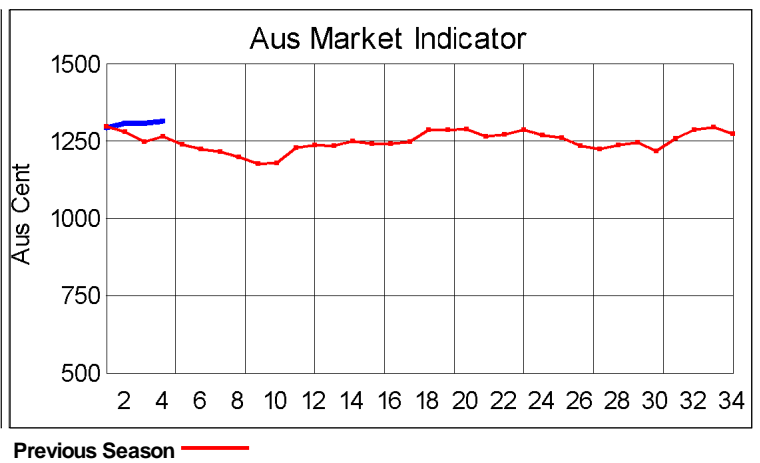
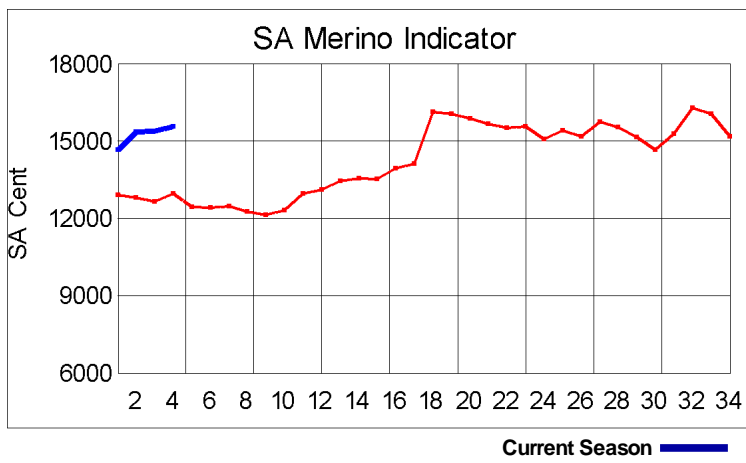


* Seasonal Receipts Declared

2016/17 Declared Receipts : 21 August 2016
 2016/17 Declared Receipts : 11 September 2016

5,090,852.3
 8,196,837.9

Percentage Change (Year-on-Year) : -2.15



Current Season █ Previous Season █

Average Fleece Wool Prices (c/kg. clean)
Spinners and Good Topmaking Styles (AWEX Types MF4 and MF5)

Micron	100+mm	90mm	80mm	70mm	60mm	50mm	40mm	30mm	20mm	10mm
18.0				16801	16777	15902				
18.5				16746	16341	15763				
19.0			16480	16723	15727	15621	14909			
19.5	16207	16305	16205	16135	15790	15302	14077			
20.0		16061	16055	15975	15634	15413	14381			
20.5			16084	15710	15586	15232	14327			
21.0		15762	15918	15687	15366	15060				
21.5			15852	15901	15266					
22.0				15483						
22.5										
23.0										
23.5										
24.0										

* Based on a minimum of 3 lots sold per category

Average Topmaking Styles (AWEX MF6)

Micron	100+mm	90mm	80mm	70mm	60mm	50mm	40mm	30mm	20mm	10mm
18.0										
18.5										
19.0					15542					
19.5										
20.0										
20.5										
21.0				15097	15159					
21.5										
22.0										
22.5										
23.0										
23.5										
24.0										

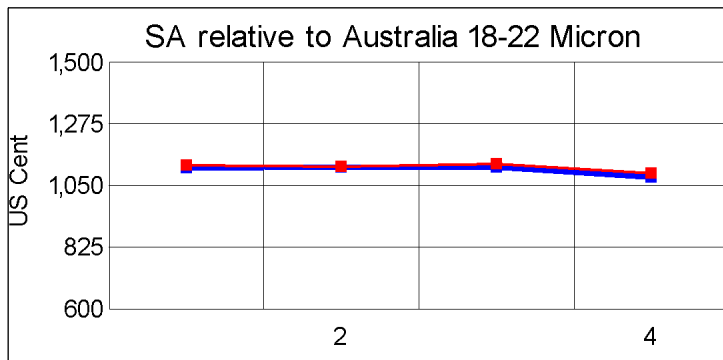
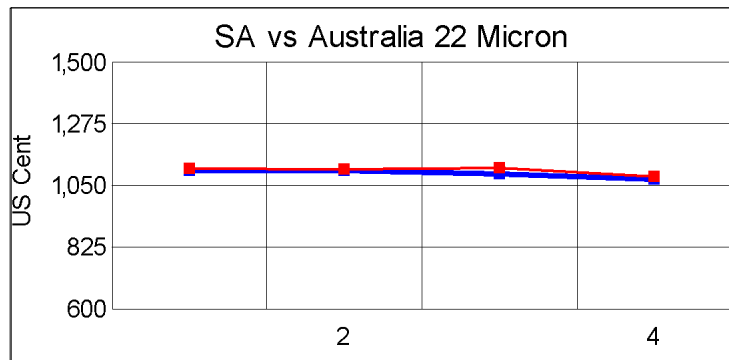
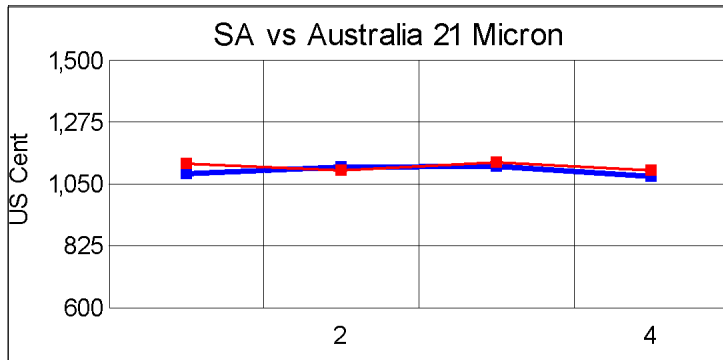
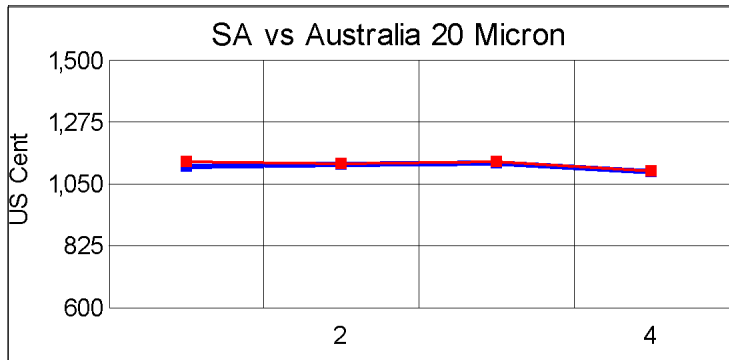
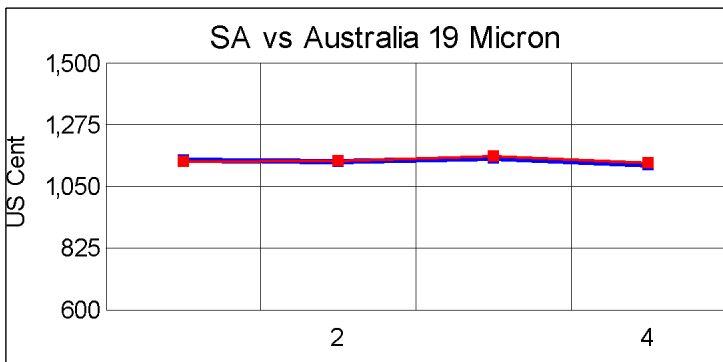
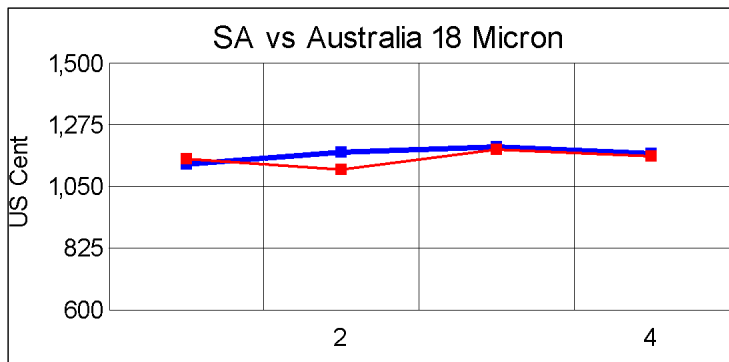
* Based on a minimum of 3 lots sold per category

Other Selected Types/Qualities

Long

Medium

	19μ	20μ	21μ	19μ	20μ	21μ
Good Quality						
Lambswool	16257	15959		15197	13782	
Bellies	15523	15328		14489	13769	13874
Locks				13400	12769	
Average Quality						
Lambswool	15408	14888		13199	13634	
Bellies	14544	14714	15235	14259	13129	13341
Locks	14276			12166	12766	10626
Inferior Quality						
Fleecewool	15604	14825	14404	14892	14568	12862
Lambswool	15801					
Bellies	14247	13860	14809	13598	12771	14248
Locks				11727	8546	9650



— SA in USc
— Aus in USc

— SA in USc
— Aus in USc

Market Commentary

WOOL MARKET 1,1% HIGHER

Port Elizabeth - The wool market traded higher with the Cape Wools Merino Indicator increasing by an encouraging 1,1% and by 176 points to close at a value of R155,84 (Clean). On the Australian market, the EMI increased 0,5%. The Cape Wools All Wool Indicator gained 1,1%.

The Auction was relatively small which piqued buyers interest and resulted in good rivalry across all the categories on offer. Buyers mentioned their concern around the increasing volume and specific type of vegetable matter content found after the good rains.

This week saw the rand at R14,33 to the US dollar. The rand weakened by 2,5% against the US dollar compared with the average rate at the previous sale. The Rand weakened 2,2% against the Euro, trading at R16,08. The offering comprised of 5 307 bales of which 99,1% was sold.

Major traders were G Modiano SA (1 542), Standard Wool SA (1 192), Lempriere SA (1 089), Stucken & Co (933) and Segard Masurel (393).

The average clean prices for the selection within the different micron categories for good top-making (MF5), long fleeces were as follows: 18,0 microns gained 0,4% to close at R166,64/kg; 18,5 microns increased 2,8% to close at R165,09/kg; 19 microns increased 0,2% to close at R162,93/kg; 19,5 microns remained unchanged to close at R160,04/kg; 20 microns decreased with 0,6% to close at R157,66/kg; 20,5 microns decreased 0,1% to close at R157,13/kg; 21,0 microns lost 0,3% to close at R157,77/kg; 21,5 microns dropped 1,7% to close at R155,36/kg; 22,0 microns decreased 0,5 to close at R155,18/kg and 22,5 microns increased 1,3% to close at R153,43/kg.

The next sale is scheduled for 21 September 2016 where approximately ±8 678 bales will be on Sale.