

National Weekly Wool Market Report

Season: 2016/2017

Sale Date: 6 & 7 September 2016



CAPE WOOLS SA

Tel: 27-41-4844301
 Fax: 27-41-4846792
 E-mail: stats@capewools.co.za
 Website: www.capewools.co.za

SA Merino Indicator				Buyers			
Indicator Unit	Current Sale	Last Sale	Change	Company	Bales Purchased This Week	% of Purchases	Total Bales Purchased This Season
# SA c/kg	15408	15370	0.3%	G Modiano SA	2695	28.6%	7701
Ave. to date (16/17)	15153	15026	0.9%	Standard Wool SA	2333	24.7%	7768
Ave. to date (15/16)	12805			Lempriere SA	2224	23.6%	7177
US c/kg	1102	1094	0.7%	Stucken & Co	1062	11.3%	3607
Euro c/kg	980	970	1.0%	Segard Masurel SA	723	7.7%	2202
AWEX EMI	1310	1309	0.1%	New England Wool SA	155	1.6%	950
				H Dawson Sons & Co			
				SAFIL SA			

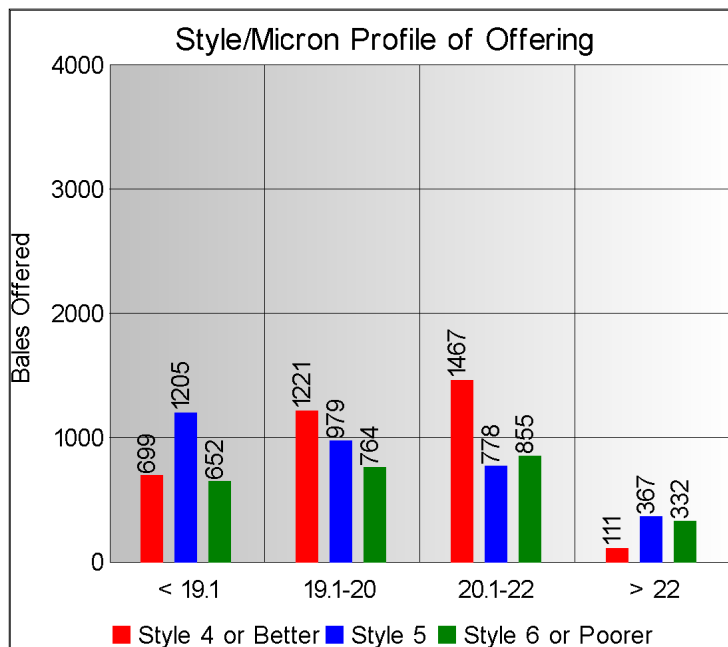
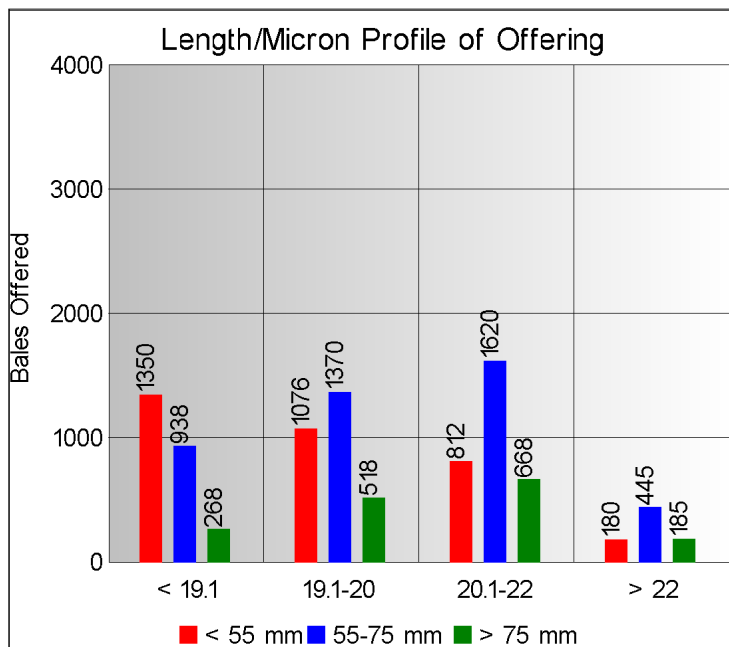
Exchange Rates			
Currency Unit	This Week	Previous Week	% Change
R/USD	13.9841	14.0492	0.5%
R/Euro	15.7269	15.8455	0.7%
R/AUD	10.7304	10.6966	-0.3%
USD/AUD	0.7673	0.7613	-0.8%

Analysis of Offerings by Broker This Week (Bales)

Broker	Merino Fleeces	Merino Bellies	Merino Lambs	Merino Backs	Merino Locks	* Other	Total	% Sold
BKB	2807	373	537	0	422	591	4730	96.3%
CMW	1238	217	335	158	191	311	2450	97.4%
JLW	201	26	43	0	19	22	311	99.7%
MAS	259	35	27	0	45	77	443	100.0%
QWB	533	38	88	0	41	203	903	100.0%
SBL	240	31	43	0	24	49	387	100.0%
VLW	131	14	36	0	10	15	206	100.0%
Total	5409	734	1109	158	752	1268	9430	97.5%

SA Merino Indicator includes Merino types comparable to international indicators.
 ## Cape Wools All Wool Indicator, includes all white wool sold at auction.

* crossbred, coarse and coloured , inferior

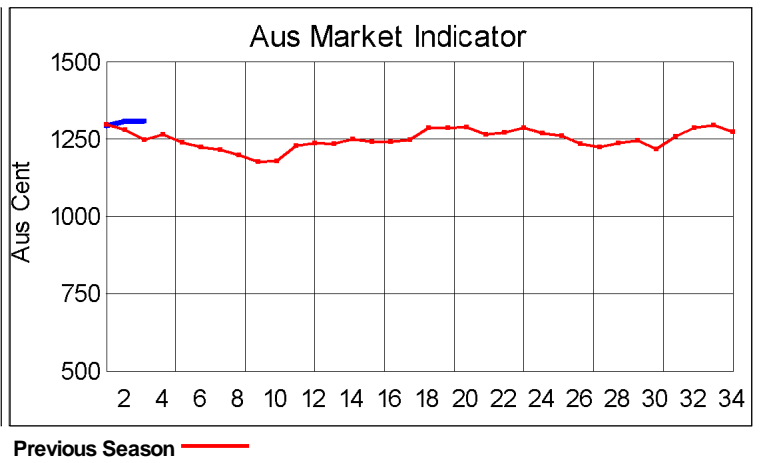
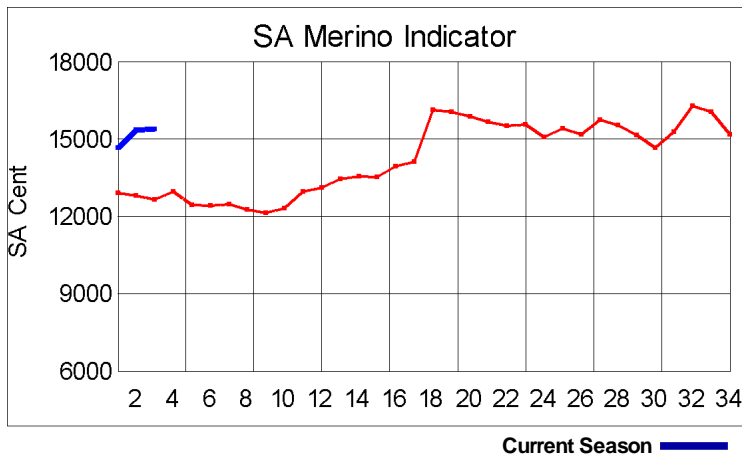


* Seasonal Receipts Declared

2016/17 Declared Receipts : 14 August 2016
 2016/17 Declared Receipts : 4 September 2016

4,121,103.9
 7,034,910.0

Percentage Change (Year-on-Year) : -5.12



Current Season █ Previous Season █

Average Fleece Wool Prices (c/kg. clean)
Spinners and Good Topmaking Styles (AWEX Types MF4 and MF5)

Micron	100+mm	90mm	80mm	70mm	60mm	50mm	40mm	30mm	20mm	10mm
18.0				17525	15910	15035	14550	13452		
18.5		16695	16453	16017	15613	15083	14313			
19.0		16518	16393	16462	15643	15096	13889			
19.5		16303	16161	15999	15426	14816	14283			
20.0			15944	15777	15303	14929	14402			
20.5			15844	15692	15216	14775				
21.0		16252	15959	15629	15281	14572	13744			
21.5		16175	15938	15538	15192	14206				
22.0			15709	15543	15069		12358			
22.5				15408						
23.0										
23.5										
24.0										

* Based on a minimum of 3 lots sold per category

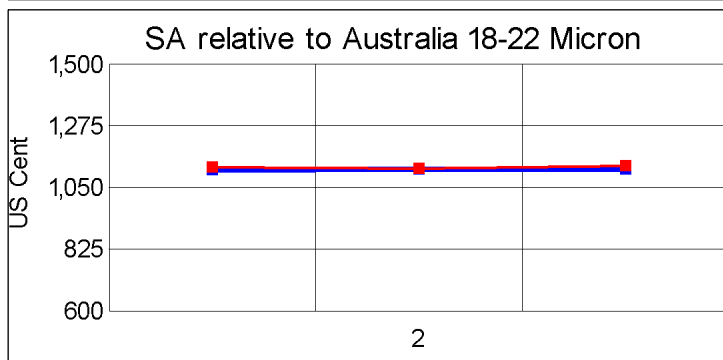
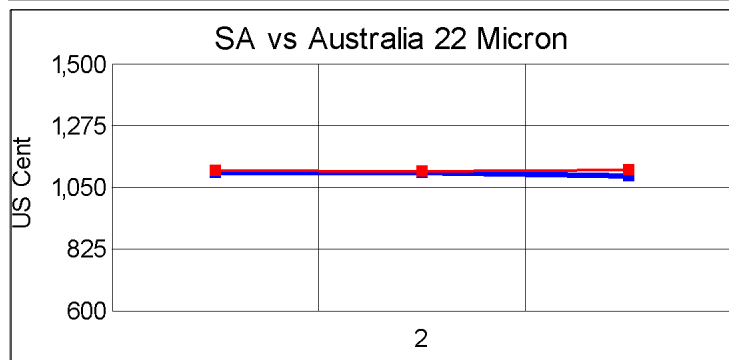
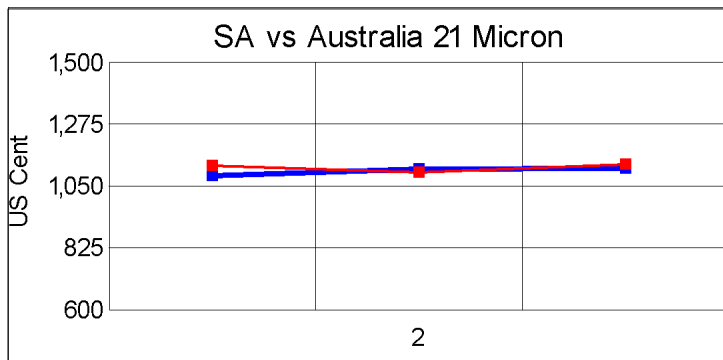
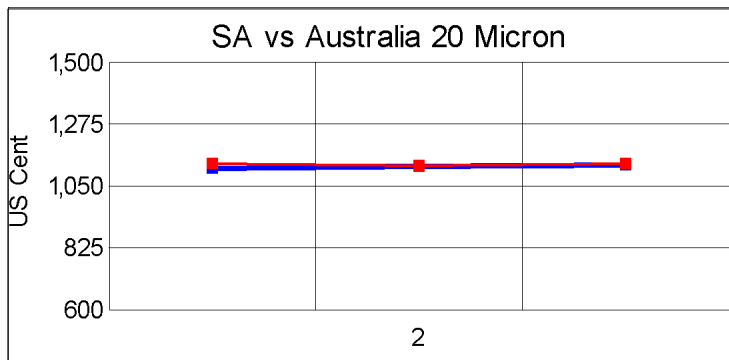
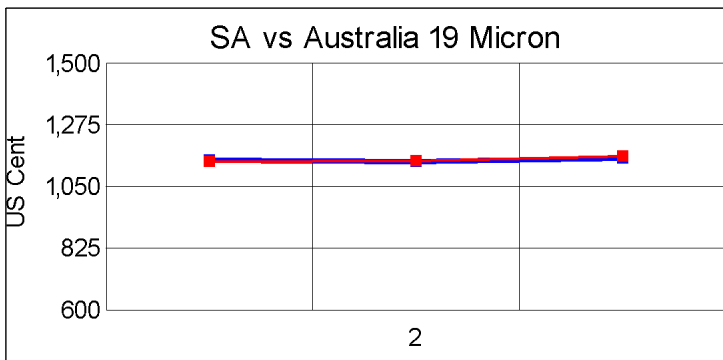
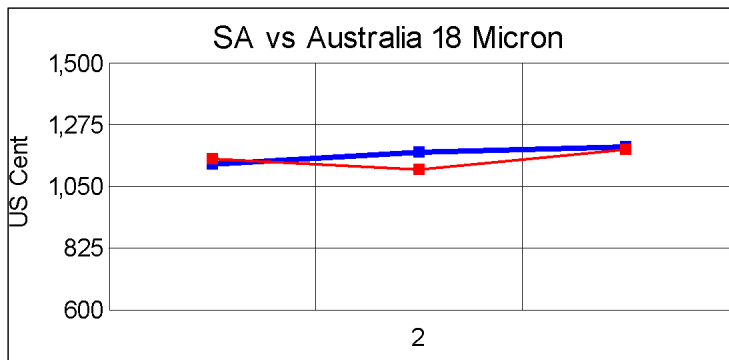
Average Topmaking Styles (AWEX MF6)

Micron	100+mm	90mm	80mm	70mm	60mm	50mm	40mm	30mm	20mm	10mm
18.0										
18.5										
19.0										
19.5										
20.0				14739						
20.5										
21.0										
21.5										
22.0				15155						
22.5										
23.0										
23.5										
24.0										

* Based on a minimum of 3 lots sold per category

Other Selected Types/Qualities

	Long			Medium		
<u>Good Quality</u>	19μ	20μ	21μ	19μ	20μ	21μ
Lambswool	16189	15347	15247	14177	14642	
Bellies	14733	15557		13637	12506	13317
Locks				12492	12736	12119
<u>Average Quality</u>						
Lambswool	15492	15527	14788	13217	12965	
Bellies	14978		14485	13544	12748	12174
Locks				12512	11560	
<u>Inferior Quality</u>						
Fleecewool	15192	14897	14946	14712		
Lambswool	14531			14047	13460	
Bellies	14252	12926		13005	12548	11262
Locks				10332	10507	9154



— SA in USc
— Aus in USc

— SA in USc
— Aus in USc

Market Commentary

WOOL MARKET 0,3% HIGHER

Port Elizabeth - The wool market got off to a good start this morning yet ended unchanged with the Cape Wools Merino Indicator increasing slightly by 0,3% and increased by 38 points to close at a value of R154,08 (Clean).

On the Australian market, the EMI increased 0,1%. The Cape Wools All Wool Indicator also increased by 0,3%.

The buyers reported a noticeable decline in the staple strength of today's offering, which may be as a result of the drought. The longer and better quality wool today maintained their market premium.

This week saw the rand at R13,98 to the US dollar. The rand strengthened by 0,5% against the US dollar compared with the average rate at the previous sale. The Rand strengthened 0,7% against the Euro, trading at R15,73. The offering comprised of 9 430 bales of which 97,5% was sold. Major traders were G Modiano SA (2 695), Standard Wool SA (2 333), Lempriere SA (2 224), and Stucken & Co (1 062).

The average clean prices for the selection within the different micron categories for good top-making (MF5), long fleeces were as follows: 18,0 microns gained 1,5% to close at R165,98/kg; 18,5 microns decreased 0,7% to close at R160,58/kg; 19 microns increased 1,0% to close at R162,58/kg; 19,5 microns lost 0,1% to close at R160,06/kg; 20 microns increased with 0,3% to close at R158,56/kg; 20,5 microns decreased 0,7% to close at R157,27/kg; 21,0 microns gained 2,3% to close at R158,22/kg; 21,5 microns gained 0,1% to close at R158,07/kg; 22,0 microns increased remained unchanged to close at R155,99/kg and 22,5 microns increased 0,4% to close at R151,39/kg.

The next sale is scheduled for 14 September 2016 where approximately ±5 379 bales will be on Sale.

*The detailed Seasonal Receipts Declared Report can be viewed at www.capewools.co.za