

National Weekly Wool Market Report

Season: 2016/2017

Sale Date: 24 August 2016



CAPE WOOLS SA

Tel: 27-41-4844301

Fax: 27-41-4846792

E-mail: stats@capewools.co.za

Website: www.capewools.co.za

SA Merino Indicator				Buyers			
Indicator Unit	Current Sale	Last Sale	Change	Company	Bales Purchased This Week	% of Purchases	Total Bales Purchased This Season
# SA c/kg	15370	14681	4.7%	G Modiano SA	1991	29.3%	5006
Ave. to date (16/17)	15026	14681	2.4%	Standard Wool SA	1750	25.7%	5411
Ave. to date (15/16)	12868			Lempriere SA	1469	21.6%	4953
US c/kg	1094	1094	-0.0%	Stucken & Co	797	11.7%	2545
Euro c/kg	970	971	-0.1%	Segard Masurel SA	519	7.6%	1479
AWEX EMI	1309	1295	1.1%	New England Wool SA	150	2.2%	795
				H Dawson Sons & Co			
				SAFIL SA			

Exchange Rates			
Currency Unit	This Week	Previous Week	% Change
R/USD	14.0492	13.4152	-4.7%
R/Euro	15.8455	15.1176	-4.8%
R/AUD	10.6966	10.2675	-4.2%
USD/AUD	0.7613	0.7653	0.5%

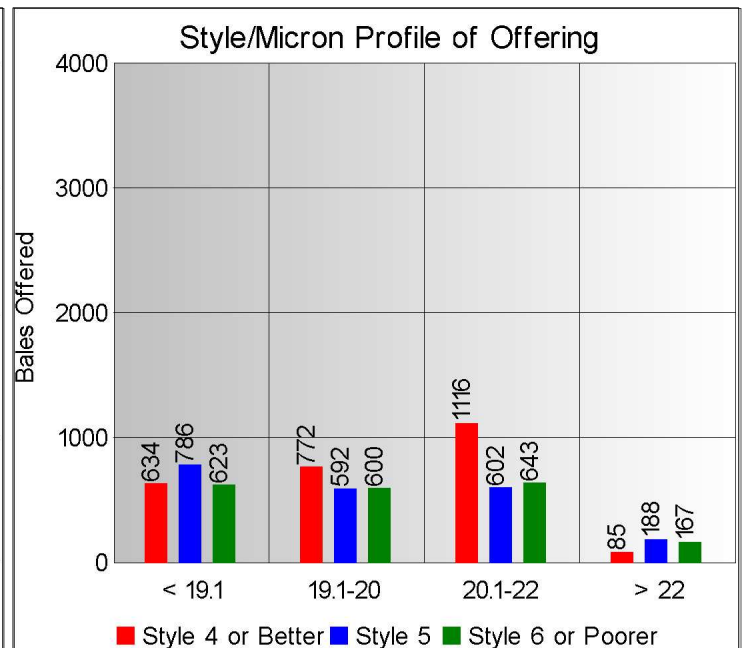
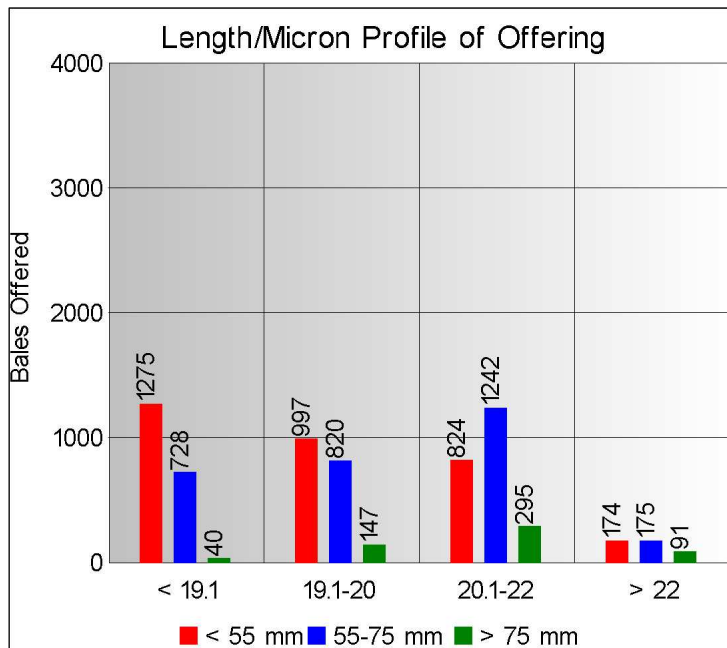
Analysis of Offerings by Broker This Week (Bales)

Broker	Merino Fleeces	Merino Bellies	Merino Lambs	Merino Backs	Merino Locks	* Other	Total	% Sold
BKB	2726	473	879	0	453	630	5161	97.9%
CMW	796	226	119	93	182	231	1647	98.6%
MAS	0	0	0	0	0	0	0	
QWB	0	0	0	0	0	0	0	
SBL	0	0	0	0	0	0	0	
VLW	0	0	0	0	0	0	0	
Total	3522	699	998	93	635	861	6808	98.1%

SA Merino Indicator includes Merino types comparable to international indicators.

Cape Wools All Wool Indicator, includes all white wool sold at auction.

* crossbred, coarse and coloured, inferior

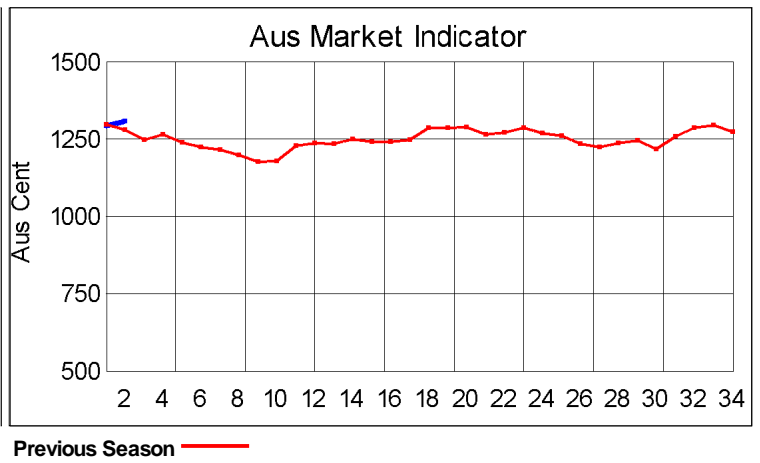
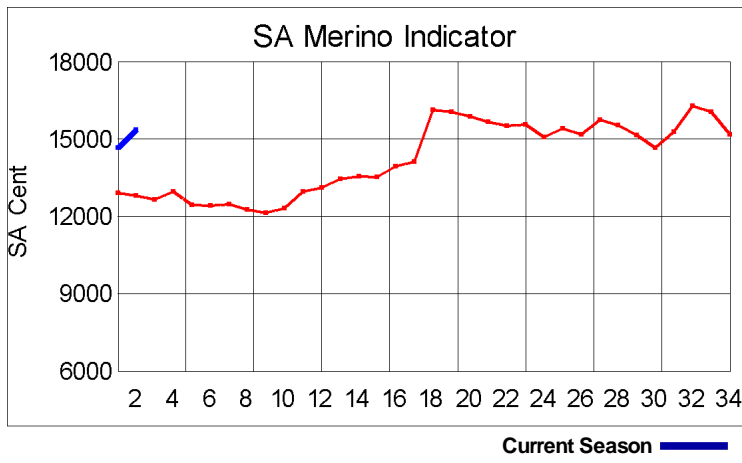


* Seasonal Receipts Declared

2016/17 Declared Receipts : 24 July 2016
2016/17 Declared Receipts : 14 August 2016

2,618,290.6
3,967,471.9

Percentage Change (Year-on-Year) : 5.35



Current Season █ Previous Season █

**Average Fleece Wool Prices (c/kg. clean)
Spinners and Good Topmaking Styles (AWEX Types MF4 and MF5)**

Micron	100+mm	90mm	80mm	70mm	60mm	50mm	40mm	30mm	20mm	10mm
18.0					16388	15589	14106			
18.5			16718	16503	15815	15200	14111			
19.0			16619	16376	15711	15164				
19.5			16349	16105	15542	14635	13855			
20.0			16166	15957	15542	15003				
20.5			16132	15898	15449	14732	13700			
21.0			16082	15898	15495	15058				
21.5				15856	15362	14464				
22.0				15495	15566					
22.5				15625						
23.0										
23.5										
24.0										

* Based on a minimum of 3 lots sold per category

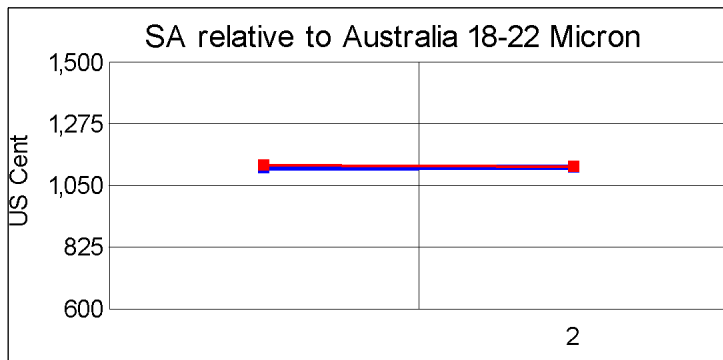

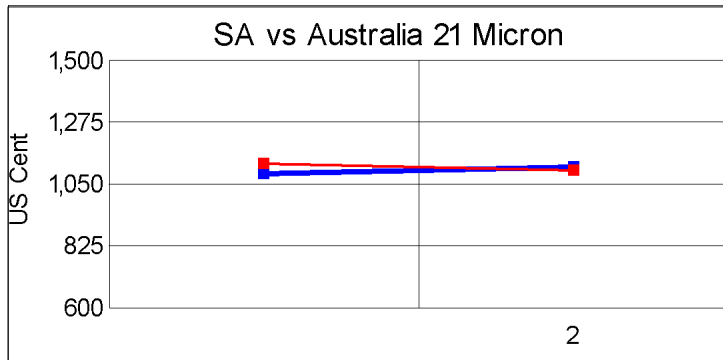
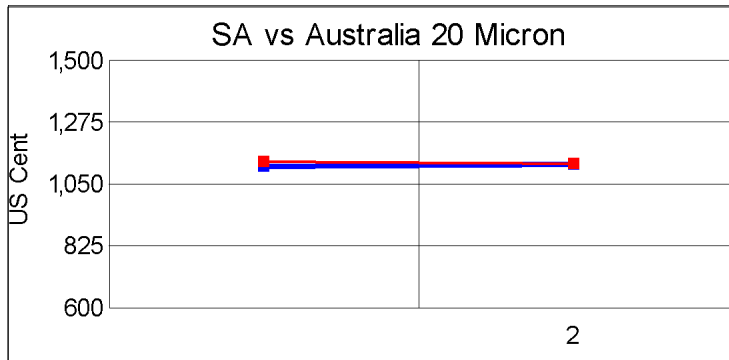
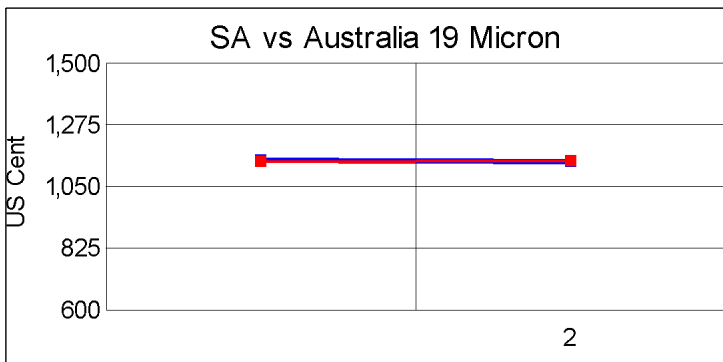
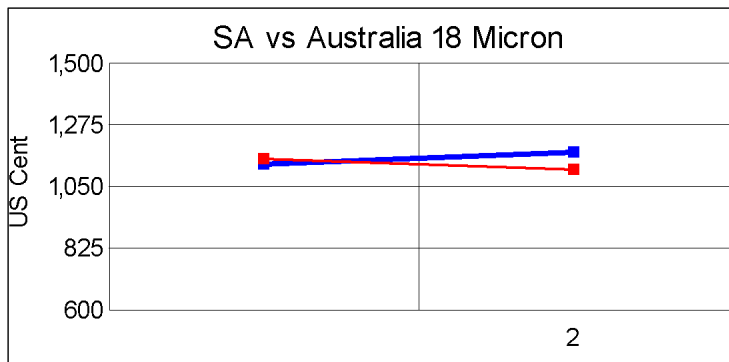
Average Topmaking Styles (AWEX MF6)

Micron	100+mm	90mm	80mm	70mm	60mm	50mm	40mm	30mm	20mm	10mm
18.0										
18.5										
19.0										
19.5										
20.0						13278				
20.5										
21.0				14416						
21.5										
22.0										
22.5										
23.0										
23.5										
24.0										

* Based on a minimum of 3 lots sold per category

Other Selected Types/Qualities

	Long			Medium		
	19μ	20μ	21μ	19μ	20μ	21μ
Good Quality						
Lambswool	15916	16079		13224	14023	
Bellies	14926	14783	14161	13123	13961	11601
Locks				13044	12740	
Average Quality						
Lambswool	15950	15558		12488	12340	11478
Bellies	14314	14539	13668	12930	12385	12183
Locks				11215	10943	
Inferior Quality						
Fleecewool	15183	15370		15088	15044	
Lambswool	14034			15080		
Bellies	14214	14516	11609	12029	11492	13152
Locks				8913	8349	9147



— SA in USc
— Aus in USc

— SA in USc
— Aus in USc

Market Commentary

WOOL MARKET 4,7% HIGHER

The wool market continued its good run and the Cape Wools Merino indicator increased by 4,7% and by 689 points to close at a value of R153,70 (Clean). On the Australian market, the EMI increased 1,1%. The Cape Wools All Wool Indicator also increased by 4,7%.

The buyers commented that medium length wool traded at a discount to long wool with the longer and better quality wool receiving a premium. The relatively small auction was well supported by the weakening of the Rand.

This week saw the rand at R14,05 to the US dollar. The rand weakened by 4,7% against the US dollar compared with the average rate at the previous sale. The Rand weakened 4,8% against the Euro, trading at R15,85. The offering comprised of 6 808 bales of which 98,2% was sold. Major traders were G Modiano SA (1 997), Standard Wool SA (1 750), Lempriere SA (1 469), and Stucken & Co (797).

The average clean prices for the selection within the different micron categories for good top-making (MF5), long fleeces were as follows: 18,0 microns gained 5,8% to close at R163,58/kg; 18,5 microns increased 3,8% to close at R161,70/kg; 19 microns increased 5,0% to close at R161,04/kg; 19,5 microns gained 5,4% to close at R160,15/kg; 20 microns increased with 4,1% to close at R158,14/kg; 20,5 microns increased 4,3% to close at R158,33/kg; 21,0 microns gained 2,4% to close at R154,66/kg; 21,5 microns gained 4,5% to close at R157,91/kg; 22,0 microns increased 4,3% to close at R155,98/kg and 22,5 microns increased 5,4% to close at R150,83/kg.

The next sale is scheduled for 07 September 2016 where approximately ±9 474 bales will be on Sale.

*The detailed Seasonal Receivals Declared Report can be viewed at www.capewools.co.za