

# National Weekly Wool Market Report

Season: 2015/2016

Sale Date: 7 & 8 June 2016



CAPE WOOLS SA

Tel: 27-41-4844301  
 Fax: 27-41-4846792  
 E-mail: stats@capewools.co.za  
 Website: www.capewools.co.za

SA Merino Indicator				Buyers			
Indicator Unit	Current Sale	Last Sale	Change	Company	Bales Purchased This Week	% of Purchases	Total Bales Purchased This Season
# SA c/kg	15206	16081	-5.4%	G Modiano SA	3138	32.2%	84645
Ave. to date (15/16)	14269	14240	0.2%	Lempriere SA	2547	26.1%	77632
Ave. to date (14/15)	11524			Standard Wool SA	2380	24.4%	91077
US c/kg	1027	1026	0.1%	Stucken & Co	506	5.2%	32335
Euro c/kg	904	920	-1.8%	Segard Masurel SA	493	5.1%	18446
AWEX EMI	1275	1297	-1.7%	New England Wool SA	219	2.3%	5783
				H Dawson Sons & Co			3914
				CMW Operations			5
				SAFIL SA			184

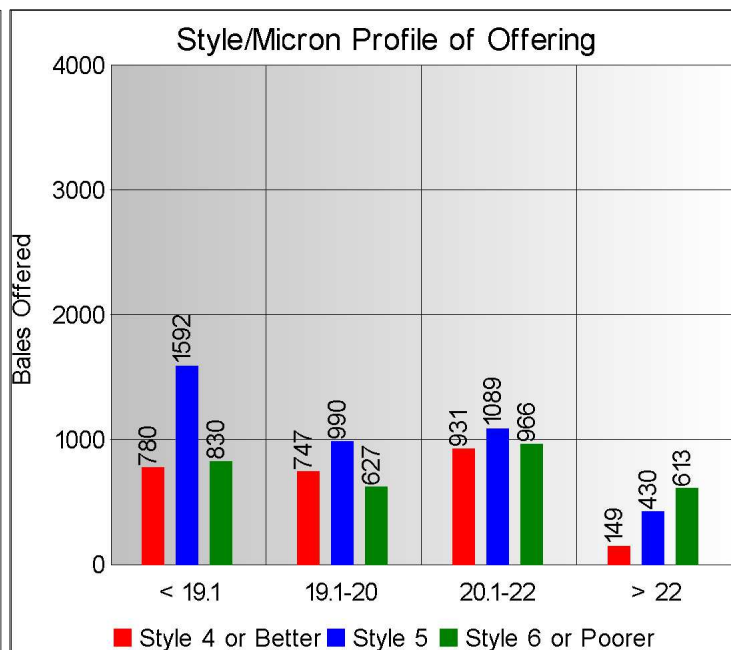
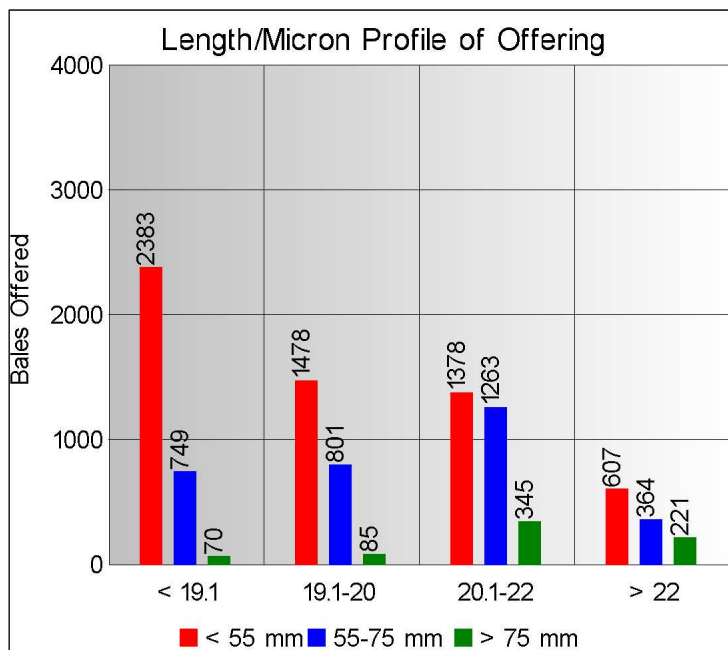
Exchange Rates			
Currency Unit	This Week	Previous Week	% Change
R/USD	14.8070	15.6662	5.5%
R/Euro	16.8293	17.4763	3.7%
R/AUD	11.0262	11.3784	3.1%
USD/AUD	0.7446	0.7262	-2.5%

## Analysis of Offerings by Broker This Week (Bales)

Broker	Merino Fleeces	Merino Bellies	Merino Lambs	Merino Backs	Merino Locks	* Other	Total	% Sold
BKB	3281	729	744	3	490	818	6065	93.4%
CMW	1386	480	452	97	0	181	2596	97.6%
JLW	19	2	15	0	2	3	41	100.0%
MAS	197	44	49	0	39	78	407	99.8%
QWB	51	4	7	0	0	5	67	100.0%
SBL	153	20	93	11	10	40	327	100.0%
VLW	92	44	46	0	21	38	241	100.0%
<b>Total</b>	<b>5179</b>	<b>1323</b>	<b>1406</b>	<b>111</b>	<b>562</b>	<b>1163</b>	<b>9744</b>	<b>95.3%</b>

# SA Merino Indicator includes Merino types comparable to international indicators.  
 ## Cape Wools All Wool Indicator, includes all white wool sold at auction.

\* crossbred, coarse and coloured, inferior

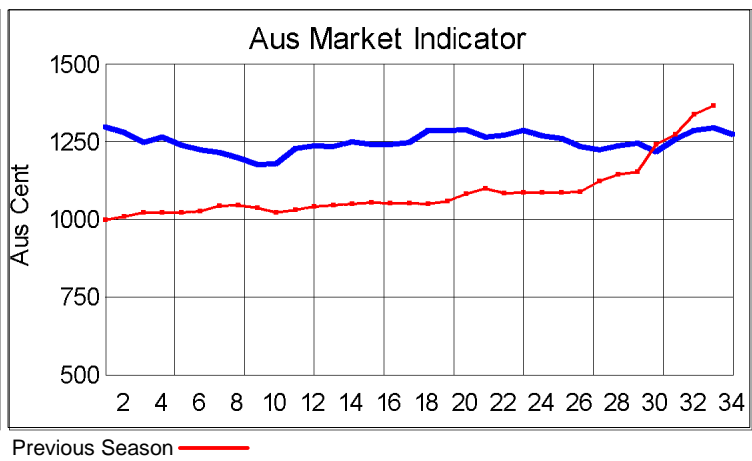
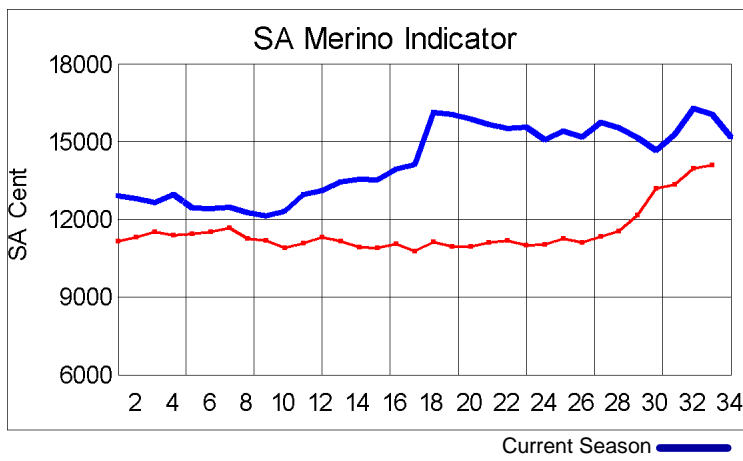


## \* Seasonal Receipts Declared

2015/16 Declared Receipts : 15 May 2016  
 2015/16 Declared Receipts : 05 June 2016

47,565,140.2  
 48,451,855.9

Percentage Change (Year-on-Year) : -1.94



Current Season — Previous Season —

**Average Fleece Wool Prices (c/kg. clean)  
Spinners and Good Topmaking Styles (AWEX Types MF4 and MF5)**

Micron	100+mm	90mm	80mm	70mm	60mm	50mm	40mm	30mm	20mm	10mm
18.0				17286	16642	15420	15021			
18.5				16874	16042	15298	14463			
19.0			16463	16367	15753	15126	14541	13063		
19.5			15972	16074	15618	15010	14418			
20.0			14770	15889	15334	14788	14186			
20.5			15756	15622	14801	14553	13682			
21.0			15657	15400	14614	14298	13460			
21.5			15550	15302	14629	14003				
22.0		15085			14314	13420				
22.5				15321	14381		12305			
23.0				14604	14373					
23.5										
24.0										

\* Based on a minimum of 3 lots sold per category

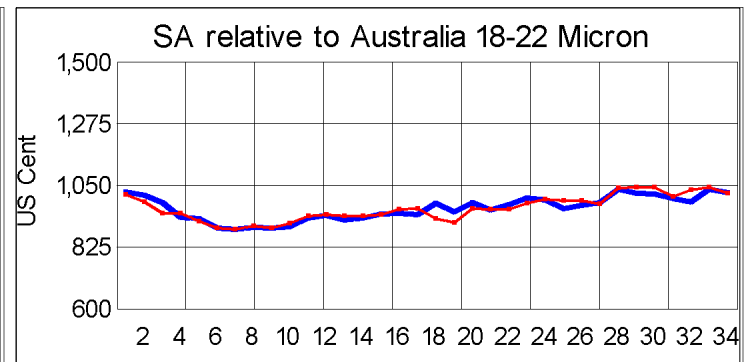
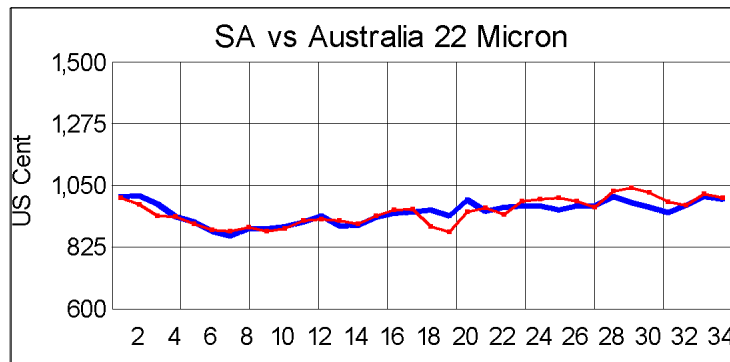
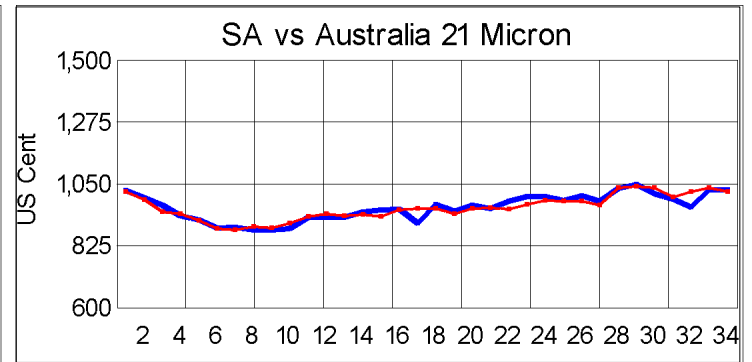
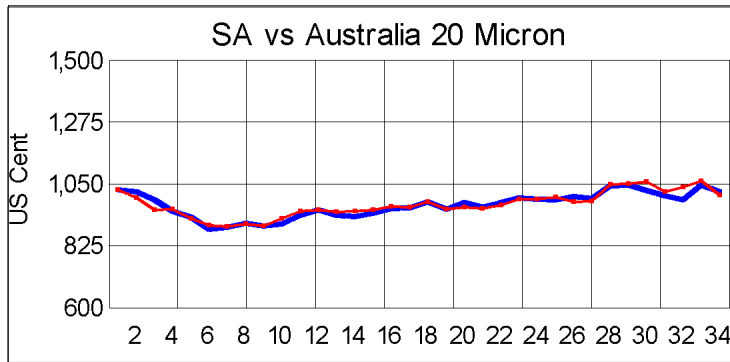
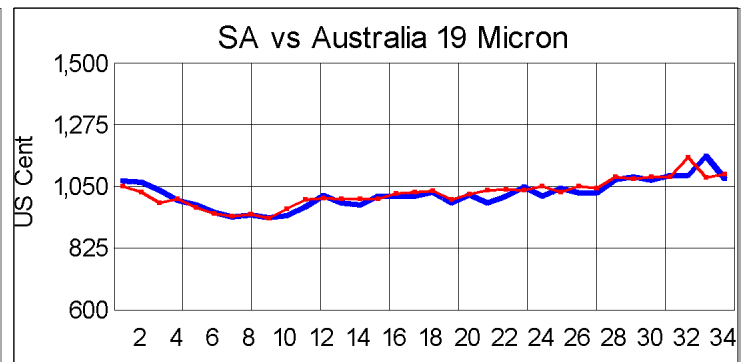
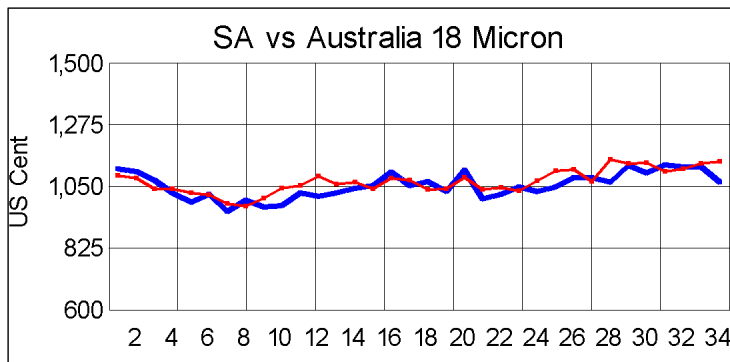
**Average Topmaking Styles (AWEX MF6)**

Micron	100+mm	90mm	80mm	70mm	60mm	50mm	40mm	30mm	20mm	10mm
18.0										
18.5										
19.0										
19.5					14600		13285			
20.0						13458				
20.5					14380	13963				
21.0				14338	14557	14301				
21.5					14327	12751				
22.0										
22.5										
23.0										
23.5										
24.0										

\* Based on a minimum of 3 lots sold per category

**Other Selected Types/Qualities**

	Long			Medium		
<b>Good Quality</b>	19μ	20μ	21μ	19μ	20μ	21μ
Lambswool	15773	15460	14864	14398	14221	13710
Bellies	15137	15030	14683	13970	13999	13783
Locks						
<b>Average Quality</b>						
Lambswool	15220	14535	14504	14076	13255	12063
Bellies	14816	14355	13481	13569	12719	12478
Locks				12632	11900	
<b>Inferior Quality</b>						
Fleecewool	14727	14540	14702	13484	11744	
Lambswool				14470		
Bellies		11310		12246	12234	9119
Locks			10975	11722	11775	9967



— SA in USc  
— Aus in USc

— SA in USc  
— Aus in USc

## Market Commentary

### WOOL MARKET 5,4% LOWER

Port Elizabeth - The wool market traded 5,4% lower this week and the Cape Wools Merino Indicator decreased by 875 points to close at a value of R152,06 (Clean). On the Australian market, the EMI decreased 1,7%. The Cape Wools All Wool Indicator lost 5,4%.

The 2015/16 season closed as expected with strong demand for medium length wool and excellent competition for longer and better quality wools. The decline in pricing is directly attributable to Rand strength against the US Dollar.

This week saw the rand at R14,81 to the US dollar. The rand strengthened by 5,5% against the US dollar compared with the average rate at the previous sale. The Rand strengthened 3,7% against the Euro, trading at R16,83. The offering comprised of 9 744 bales of which 95,3% was sold. Major traders were G Modiano SA (3 138), Lempriere SA (2 547), Standard Wool SA (2 380), and Stucken & Co (506).

The average clean prices for the selection within the different micron categories for good top-making (MF5), long fleeces were as follows: 18,0 microns lost 5,4% to close at R165,10/kg; 18,5 microns decreased 5,1% to close at R164,57/kg; 19 microns decreased 4,6% to close at R160,63/kg; 19,5 microns lost 6,5% to close at R158,85/kg; 20 microns decreased with 6,3% to close at R155,44/kg; 20,5 microns decreased 6,0% to close at R154,37/kg; 21,0 microns lost 6,8% to close at R152,90/kg; 21,5 microns dropped 5,3% to close at R152,91/kg; 22,0 microns decreased 5,9% to close at R150,78/kg and 22,5 microns decreased 7,3% to close at R148,78/kg

The first sale for the 2016/17 season is scheduled for 17 August 2016.

\*The detailed Seasonal Receipts Declared Report can be viewed at [www.capewools.co.za](http://www.capewools.co.za)