

National Weekly Wool Market Report

Season: 2015/2016

Sale Date: 17 & 18 May 2016



CAPE WOOLS SA

Tel: 27-41-4844301
 Fax: 27-41-4846792
 E-mail: stats@capewools.co.za
 Website: www.capewools.co.za

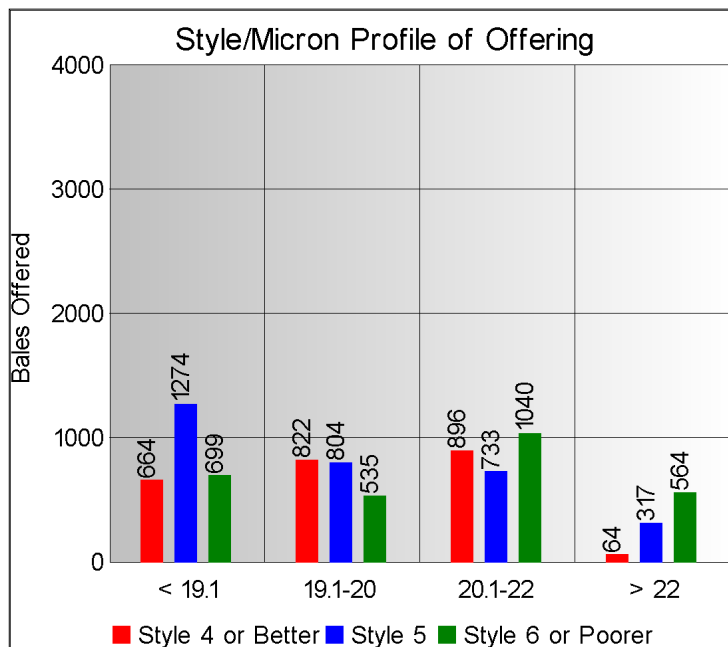
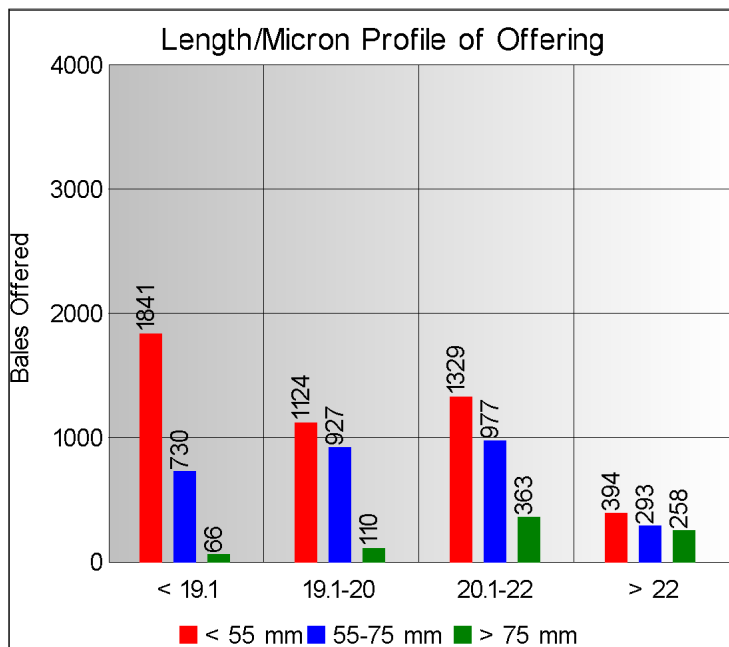
SA Merino Indicator				Buyers			
Indicator Unit	Current Sale	Last Sale	Change	Company	Bales Purchased This Week	% of Purchases	Total Bales Purchased This Season
# SA c/kg	16306	15310	6.5%	Standard Wool SA	2772	33.0%	86507
Ave. to date (15/16)	14183	14114	0.5%	G Modiano SA	2219	26.4%	78847
Ave. to date (14/15)	11450			Lempriere SA	1721	20.5%	72795
US c/kg	1034	1038	-0.3%	Stucken & Co	996	11.8%	31052
Euro c/kg	917	903	1.6%	Segard Masurel SA	433	5.2%	17522
AWEX EMI	1289	1260	2.3%	New England Wool SA	42	0.5%	5206
Exchange Rates				H Dawson Sons & Co			3914
Currency Unit	This Week	Previous Week	% Change	CMW Operations			5
R/USD	15.7702	14.7561	-6.9%	SAFIL SA			184
R/Euro	17.7732	16.9554	-4.8%				
R/AUD	11.4691	11.0443	-3.8%				
USD/AUD	0.7272	0.7488	2.9%				

Analysis of Offerings by Broker This Week (Bales)

Broker	Merino Fleeces	Merino Bellies	Merino Lambs	Merino Backs	Merino Locks	* Other	Total	% Sold
BKB	2783	494	551	2	360	915	5105	96.6%
CMW	1163	429	211	73	9	183	2068	98.2%
JLW	99	4	19	0	5	10	137	100.0%
MAS	150	39	74	10	36	32	341	96.5%
QWB	141	20	37	0	14	196	408	99.3%
SBL	111	4	16	0	10	16	157	100.0%
VLW	131	10	24	0	16	15	196	99.5%
Total	4578	1000	932	85	450	1367	8412	97.3%

SA Merino Indicator includes Merino types comparable to international indicators.
 ## Cape Wools All Wool Indicator, includes all white wool sold at auction.

* crossbred, coarse and coloured, inferior



* Seasonal Receipts Declared

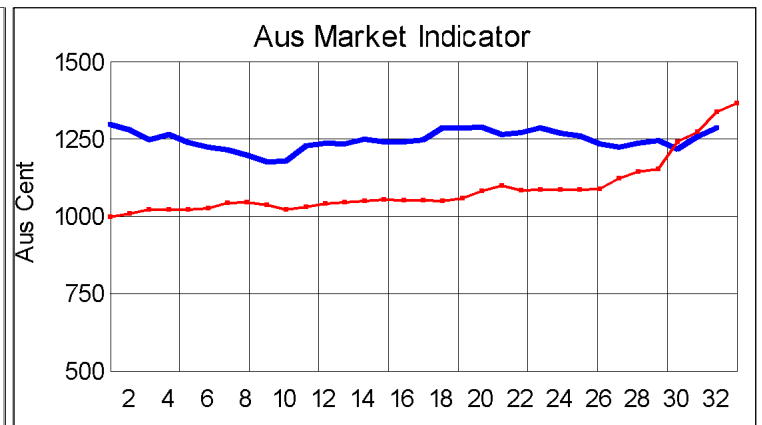
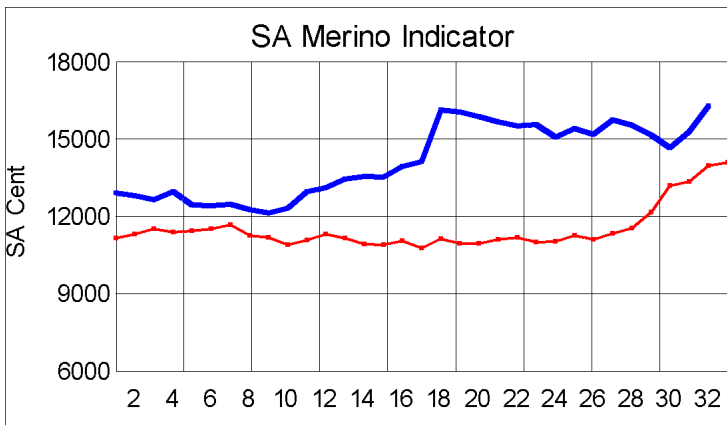
2015/16 Declared Receipts : 24 April 2016

45,601,567.7

2015/16 Declared Receipts : 15 May 2016

47,331,389.0

Percentage Change (Year-on-Year) : -2.02 %



Current Season — Previous Season —

**Average Fleece Wool Prices (c/kg. clean)
Spinners and Good Topmaking Styles (AWEX Types MF4 and MF5)**

Micron	100+mm	90mm	80mm	70mm	60mm	50mm	40mm	30mm	20mm	10mm
18.0				17733	17289	16336	15979			
18.5				17146	17036	16382	15730			
19.0			17642	17619	16839	16055	15183			
19.5			17341	17149	16363	16007	15126			
20.0			17349	16989	16228	15586	15122			
20.5			16827	16815	15870	15260	14837			
21.0			16826	16677	15760	15400	14716			
21.5				16557	15863	14998				
22.0				16052	15573	14648				
22.5										
23.0										
23.5										
24.0										

* Based on a minimum of 3 lots sold per category

Average Topmaking Styles (AWEX MF6)

Micron	100+mm	90mm	80mm	70mm	60mm	50mm	40mm	30mm	20mm	10mm
18.0										
18.5							15517			
19.0							13901			
19.5										
20.0					14953		14546			
20.5						15100	14211			
21.0					15716	14654				
21.5						14601	12800			
22.0										
22.5										
23.0										
23.5										
24.0										

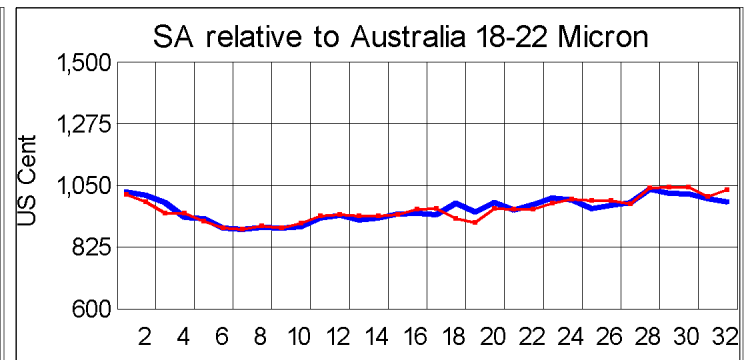
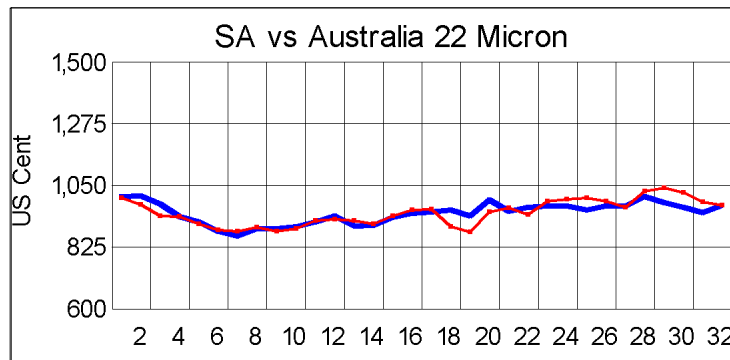
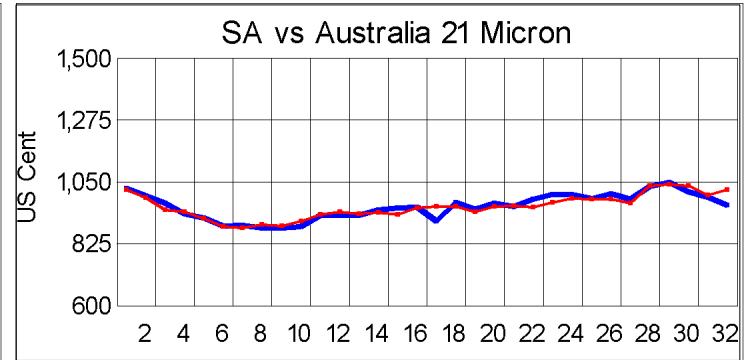
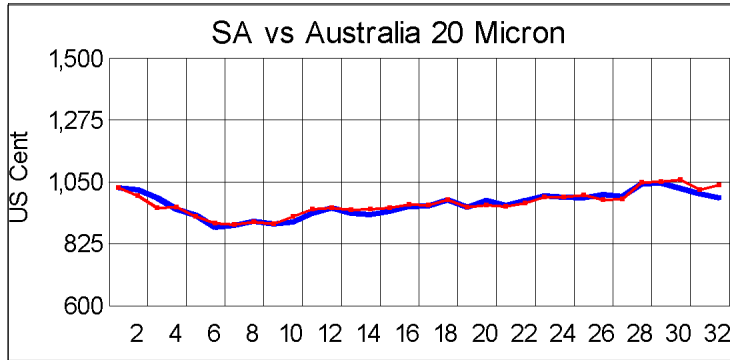
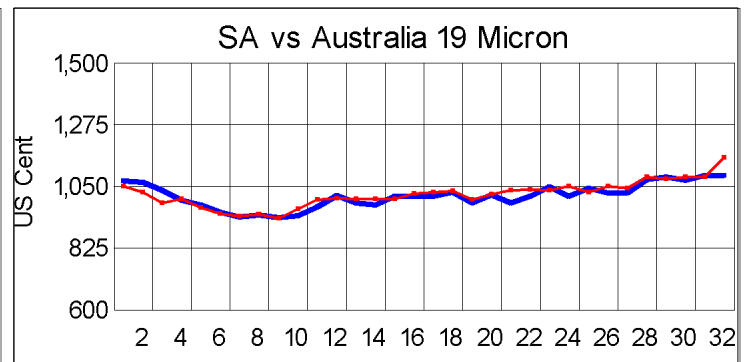
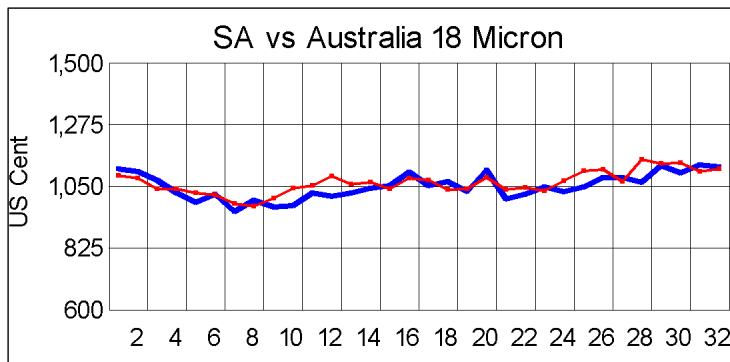
* Based on a minimum of 3 lots sold per category

Other Selected Types/Qualities

Long

Medium

	19μ	20μ	21μ	19μ	20μ	21μ
<u>Good Quality</u>						
Lambswool						
Bellies						
Locks						
<u>Average Quality</u>						
Lambswool						
Bellies						
Locks						
<u>Inferior Quality</u>						
Fleecewool						
Lambswool						
Bellies						
Locks						



— SA in USc
— Aus in USc

— SA in USc
— Aus in USc

Market Commentary

WOOL MARKET 6,5% HIGHER

Port Elizabeth - The wool market traded 6,5% higher this week and the Cape Wools Merino Indicator increased by 996 points to close at a value of R163,06 (Clean). On the Australian market, the EMI increased 2,3%. The Cape Wools All Wool Indicator gained 6,5%.

At this week's auction there was good quality wool on offer, with the majority of wool again between 40-55mm in length. Buyers commented that there was extreme competition for the longer and better quality wools. There are two auctions left for this season.

This week saw the rand at R15,77 to the US dollar. The rand weakened by 6,9% against the US dollar compared with the average rate at the previous sale. The Rand weakened 4,8% against the Euro, trading at R17,77. The offering comprised of 8 412 bales of which 97,3% was sold. Major traders were Standard Wool SA (2 772), G Modiano SA (2 219), Lempriere SA (1 721) and Stucken & Co (996).

The average clean prices for the selection within the different micron categories for good top-making (MF5), long fleeces were as follows: 18,0 microns gained 5,4% to close at R177,76/kg; 18,5 microns increased 7,0% to close at R173,12/kg; 19 microns increased 7,7% to close at R171,30/kg; 19,5 microns gained 8,5% to close at R169,41/kg; 20 microns increased with 7,7% to close at R168,40/kg; 20,5 microns increased 6,8% to close at R167,53/kg; 21,0 microns gained 6,9% to close at R167,48/kg; 21,5 microns gained 6,1% to close at R163,86/kg; 22,0 microns increased 6,2% to close at R163,48/kg and 22,5 microns increased 7,3% to close at R164,77/kg.

The next sale is scheduled for 01 June 2016 where approximately ±9022 bales will be on Sale.

*The detailed Seasonal Receipts Declared Report can be viewed at www.capewools.co.za