

National Weekly Wool Market Report

Season: 2015/2016

Sale Date: 20 April 2016



CAPE WOOLS SA

Tel: 27-41-4844301
 Fax: 27-41-4846792
 E-mail: stats@capewools.co.za
 Website: www.capewools.co.za

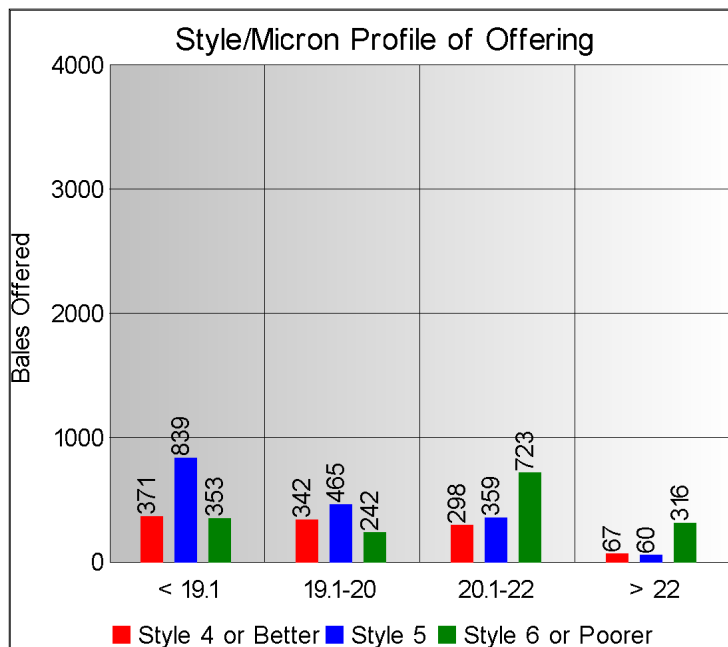
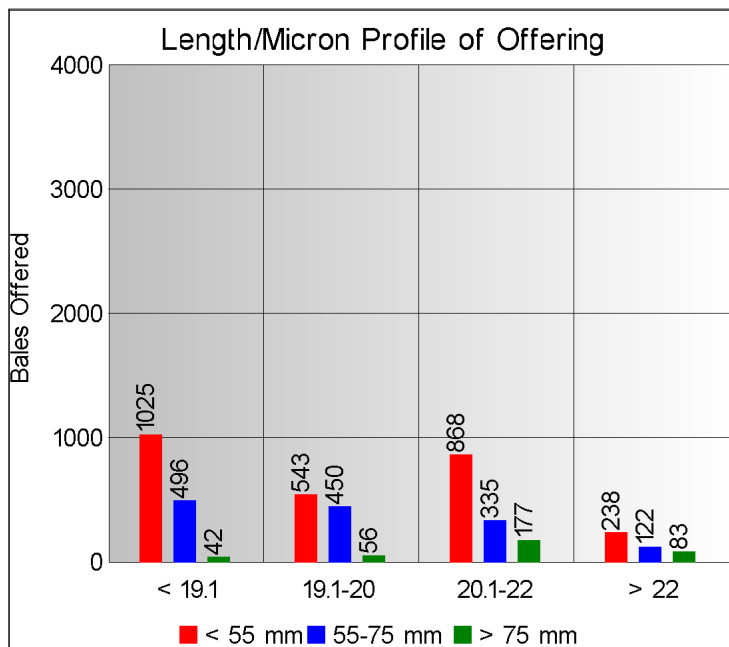
SA Merino Indicator				Buyers			
Indicator Unit	Current Sale	Last Sale	Change	Company	Bales Purchased This Week	% of Purchases	Total Bales Purchased This Season
# SA c/kg	14695	15180	-3.2%	G Modiano SA	1379	31.1%	73344
Ave. to date (15/16)	14075	14053	0.2%	Standard Wool SA	1210	27.3%	80870
Ave. to date (14/15)	11301			Lempriere SA	673	15.2%	69741
US c/kg	1029	1031	-0.2%	Stucken & Co	620	14.0%	27800
Euro c/kg	906	910	-0.4%	Segard Masurel SA	250	5.6%	16578
AWEX EMI	1220	1248	-2.2%	New England Wool SA	160	3.6%	5115
Exchange Rates				H Dawson Sons & Co	55	1.2%	3914
Currency Unit	This Week	Previous Week	% Change	CMW Operations			5
R/USD	14.2740	14.7200	3.0%	SAFIL SA			184
R/Euro	16.2168	16.6898	2.8%				
R/AUD	11.1262	11.2369	1.0%				
USD/AUD	0.7793	0.7633	-2.1%				

Analysis of Offerings by Broker This Week (Bales)

Broker	Merino Fleeces	Merino Bellies	Merino Lambs	Merino Backs	Merino Locks	* Other	Total	% Sold
BKB	1345	332	197	0	213	686	2773	97.6%
CMW	485	188	103	78	14	131	999	98.4%
JLW	66	4	11	0	5	43	129	98.5%
MAS	128	11	32	0	6	3	180	100.0%
QWB	0	0	0	0	0	0	0	
SBL	55	2	7	0	6	7	77	100.0%
VLW	162	14	42	0	30	29	277	99.3%
Total	2241	551	392	78	274	899	4435	98.0%

SA Merino Indicator includes Merino types comparable to international indicators.
 ## Cape Wools All Wool Indicator, includes all white wool sold at auction.

* crossbred, coarse and coloured, inferior



* Seasonal Receipts Declared

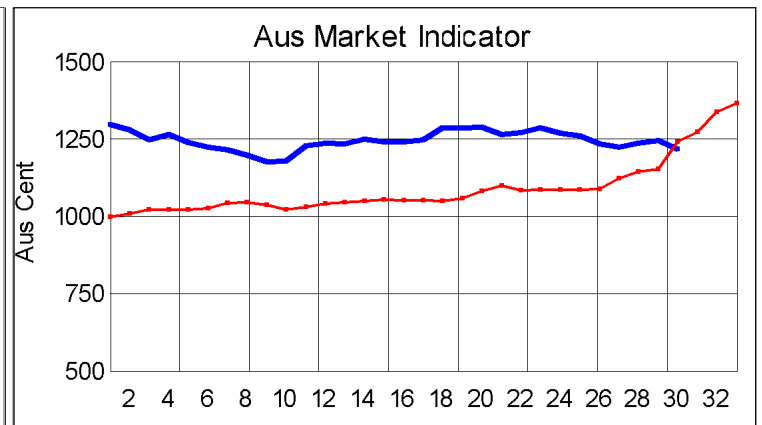
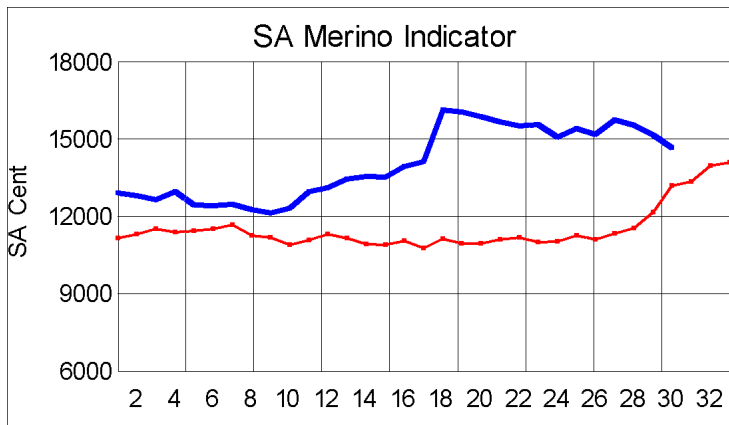
2015/16 Declared Receipts : 27 March 2016

42,897,446.7

2015/16 Declared Receipts : 17 April 2016

44,790,679.8

Percentage Change (Year-on-Year) : -2.34 %



Current Season — Previous Season —

**Average Fleece Wool Prices (c/kg. clean)
Spinners and Good Topmaking Styles (AWEX Types MF4 and MF5)**

Micron	100+mm	90mm	80mm	70mm	60mm	50mm	40mm	30mm	20mm	10mm
18.0				16107	15271		14169			
18.5				15640	15456	14636	14227			
19.0				15538	14698	14633	14200			
19.5			15511	15383	14755	14325	13519			
20.0			15235	15007	14734	14148	13572			
20.5				15122	14716	13731	13159			
21.0				14935	14339	13663	13029			
21.5				14610	14343	13168	12038			
22.0				14679	14556	12765				
22.5						12813				
23.0										
23.5										
24.0										

* Based on a minimum of 3 lots sold per category

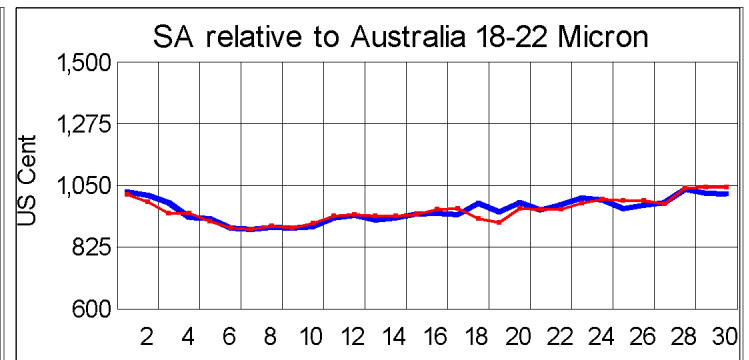
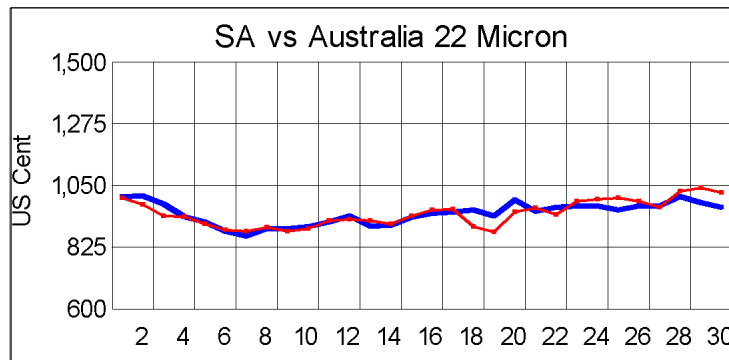
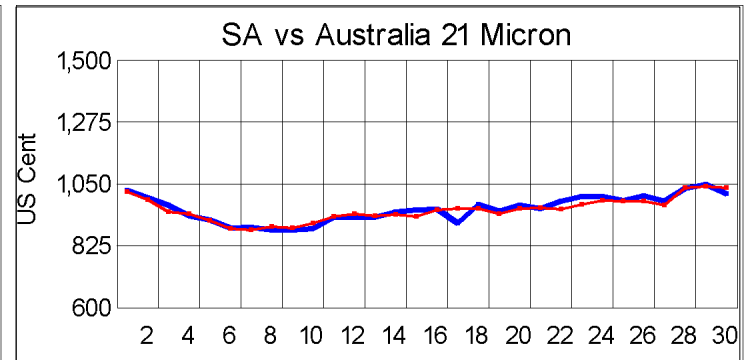
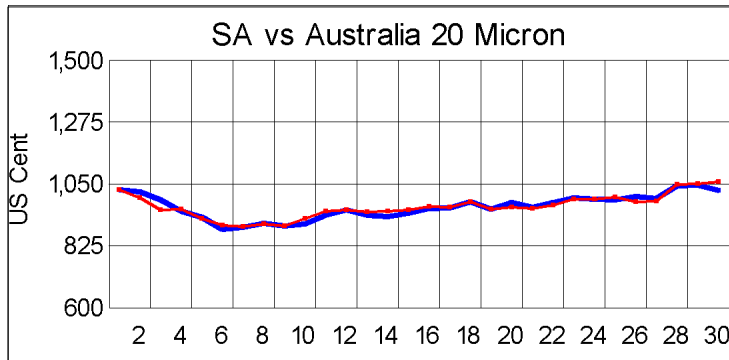
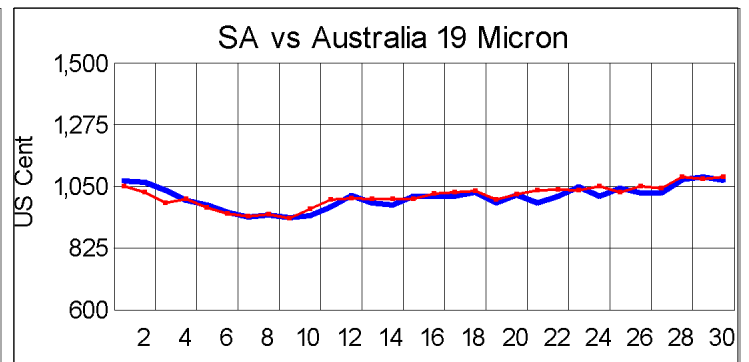
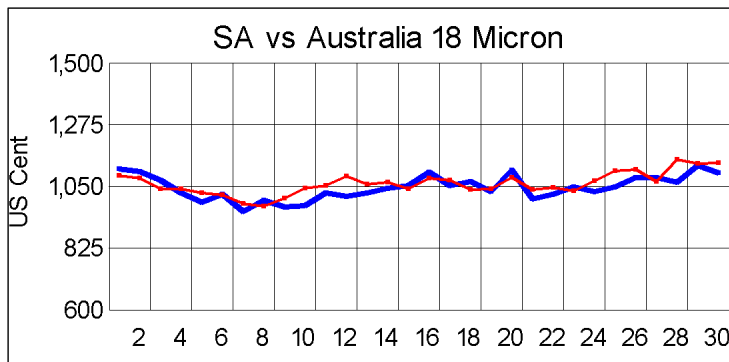
Average Topmaking Styles (AWEX MF6)

Micron	100+mm	90mm	80mm	70mm	60mm	50mm	40mm	30mm	20mm	10mm
18.0										
18.5										
19.0										
19.5										
20.0										
20.5										
21.0										
21.5										
22.0										
22.5										
23.0										
23.5										
24.0										

* Based on a minimum of 3 lots sold per category

Other Selected Types/Qualities

	Long			Medium		
	19μ	20μ	21μ	19μ	20μ	21μ
Good Quality						
Lambswool	14968			14053		
Bellies	13666	13867		13521	13631	13442
Locks				13439	12932	11613
Average Quality						
Lambswool	14918	14822		13054	13023	
Bellies	13685	14343		13021	12946	10573
Locks				11781	12298	10587
Inferior Quality						
Fleecewool	14416	14436	14868	14554	13853	11764
Lambswool				14475		
Bellies	14226	11217	10372	12224	13026	12020
Locks				12242	10214	9898



— SA in USc
— Aus in USc

— SA in USc
— Aus in USc

Market Commentary

WOOL 3,2% LOWER

Port Elizabeth - The wool market traded 3,2% lower this week and the Cape Wools Merino Indicator decreased by 485 points to close at a value of R146,95 (Clean). On the Australian market, the EMI decreased 2,2%. The Cape Wools All Wool Indicator lost 3,2%.

Demand for better quality long wool remained good and buyers commented that the decline in the market was purely as a result of the strengthening Rand.

This week saw the rand at R14,27 to the US dollar. The rand strengthened by 3,0% against the US dollar compared with the average rate at the previous sale. The Rand strengthened 2,8% against the Euro, trading at R16,22. The offering comprised of 4 435 bales of which 98,0% was sold. Major traders were G Modiano SA (1 379), Standard Wool SA (1 210), Lempriere SA (673), and Stucken & Co (620).

The average clean prices for the selection within the different micron categories for good top-making (MF5), long fleeces were as follows: 18,0 microns lost 4,5% to close at R159,65/kg; 18,5 microns dropped 4,2% to close at R153,96/kg; 19 microns decreased 2,6% to close at R154,56/kg; 19,5 microns lost 1,9% to close at R153,03/kg; 20 microns decreased with 2,0% to close at R150,93/kg; 20,5 microns decreased 3,3% to close at R148,18/kg; 21,0 microns dropped 4,3% to close at R147,62/kg; 21,5 microns lost 4,0% to close at R146,52/kg and 22,0 microns lost 4,5% to close at R145,55/kg.

There will be no sale next week, next sale is scheduled for 4 May 2016.

*The detailed Seasonal Receipts Declared Report can be viewed at www.capewools.co.za