

National Weekly Wool Market Report

Season: 2015/2016

Sale Date: 29 & 30 March 2016



CAPE WOOLS SA

Tel: 27-41-4844301
 Fax: 27-41-4846792
 E-mail: stats@capewools.co.za
 Website: www.capewools.co.za

SA Merino Indicator				Buyers			
Indicator Unit	Current Sale	Last Sale	Change	Company	Bales Purchased This Week	% of Purchases	Total Bales Purchased This Season
# SA c/kg	15570	15768	-1.3%	Standard Wool SA	3533	28.4%	77328
Ave. to date (15/16)	14013	13955	0.4%	Lempriere SA	3388	27.2%	67371
Ave. to date (14/15)	11202			G Modiano SA	2754	22.1%	68926
US c/kg	1038	980	6.0%	Stucken & Co	1592	12.8%	25706
Euro c/kg	917	884	3.8%	New England Wool SA	587	4.7%	4675
AWEX EMI	1239	1225	1.1%	Segard Masurel SA	361	2.9%	15971
				H Dawson Sons & Co			3820
				CMW Operations			5
				SAFIL SA			184

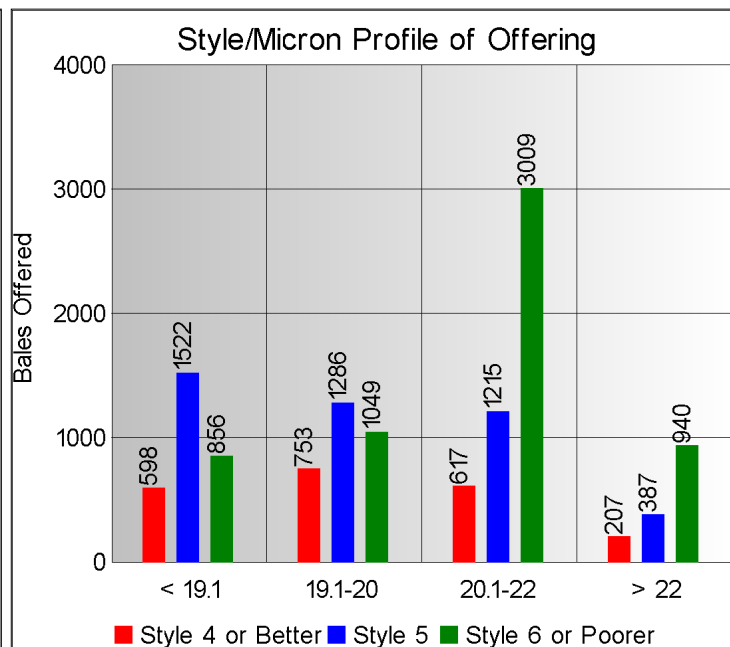
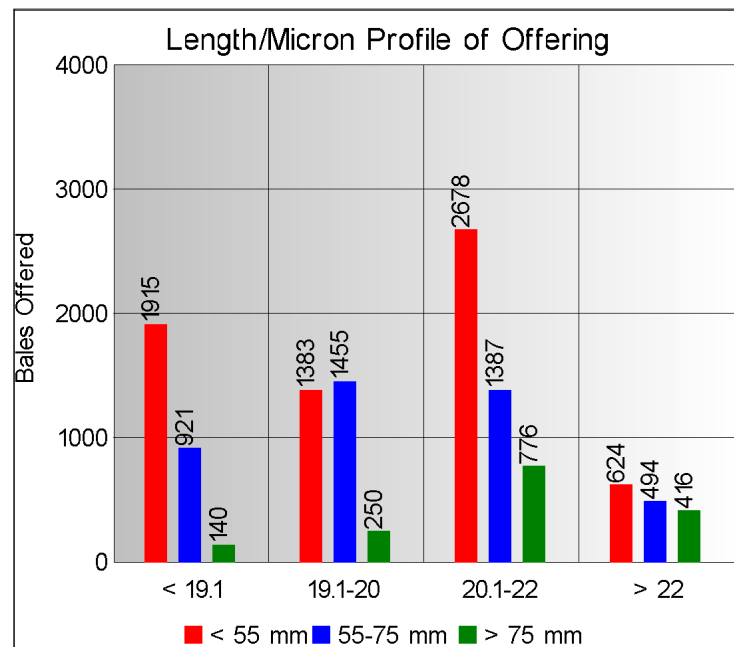
Exchange Rates			
Currency Unit	This Week	Previous Week	% Change
R/USD	14.9995	16.0975	6.8%
R/Euro	16.9774	17.8431	4.9%
R/AUD	11.4959	11.9879	4.1%
USD/AUD	0.7663	0.7449	-2.9%

Analysis of Offerings by Broker This Week (Bales)

Broker	Merino Fleeces	Merino Bellies	Merino Lambs	Merino Backs	Merino Locks	* Other	Total	% Sold
BKB	3733	666	610	0	483	1860	7352	98.1%
CMW	1835	577	428	264	46	472	3622	98.1%
JLW	113	30	34	7	0	11	195	100.0%
MAS	296	26	73	0	0	145	540	98.9%
QWB	191	55	43	4	0	285	578	99.0%
SBL	0	0	0	0	0	0	0	
VLW	71	27	29	14	0	11	152	100.0%
Total	6239	1381	1217	289	529	2784	12439	98.2%

SA Merino Indicator includes Merino types comparable to international indicators.
 ## Cape Wools All Wool Indicator, includes all white wool sold at auction.

* crossbred, coarse and coloured, inferior



* Seasonal Receipts Declared

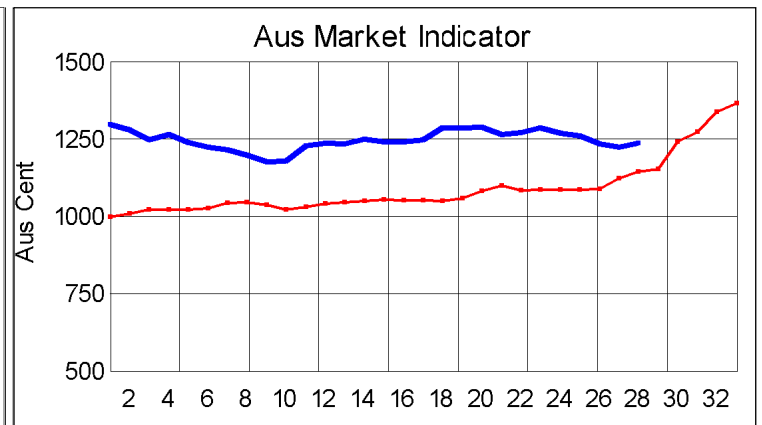
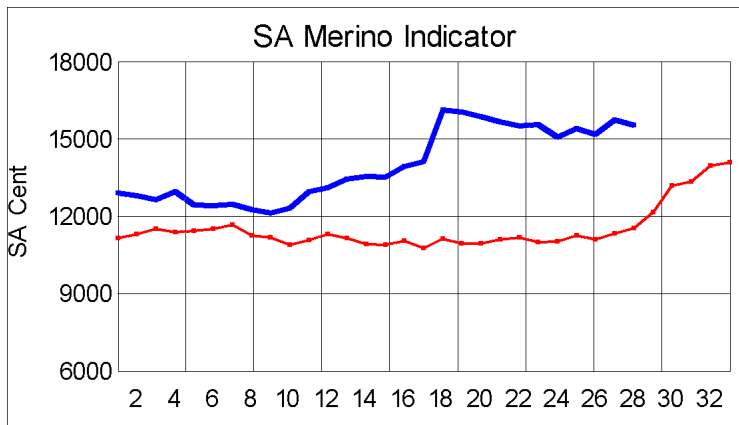
2015/16 Declared Receipts : 06 March 2016

40,670,584.5

2015/16 Declared Receipts : 27 March 2016

42,668,021.6

Percentage Change (Year-on-Year) : -1.75 %



Current Season — Previous Season —

Average Fleece Wool Prices (c/kg. clean)
Spinners and Good Topmaking Styles (AWEX Types MF4 and MF5)

Micron	100+mm	90mm	80mm	70mm	60mm	50mm	40mm	30mm	20mm	10mm
18.0			17468	17419	16393	16037	15058			
18.5				16520	16077	15625	14949			
19.0			16742	16265	15937	15398	15163	14602		
19.5			16191	16161	15575	15271	14714		15960	
20.0			15994	15910	15505	15106	15187		15427	
20.5			15947	15723	15228	14680	13852			
21.0			15803	15627	15128	14641	13931			
21.5				15534	15143	14095	13732			
22.0				15572	15237	13927	14366			
22.5										
23.0					14896					
23.5			15558	15473						
24.0				15241						

* Based on a minimum of 3 lots sold per category

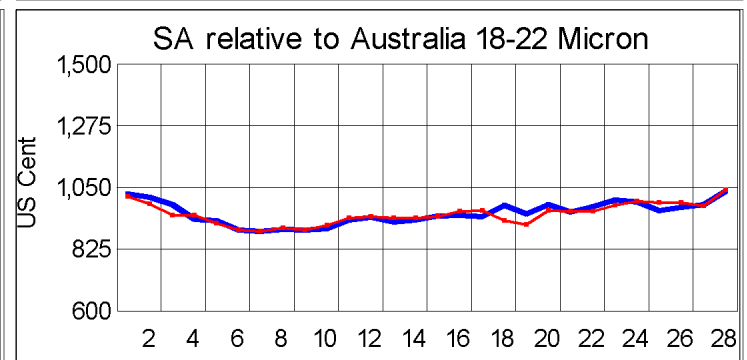
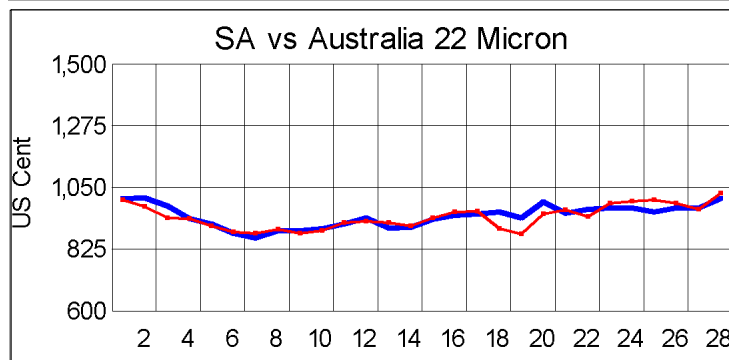
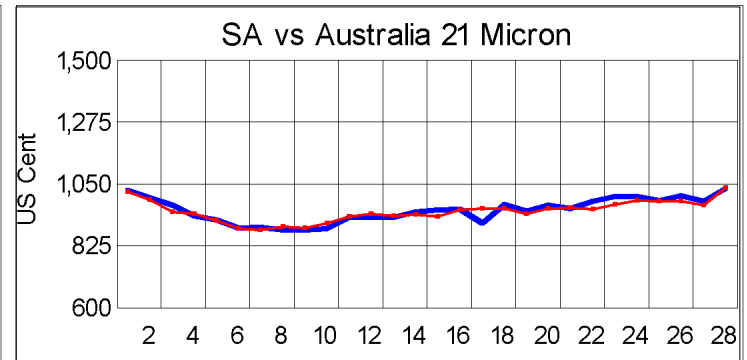
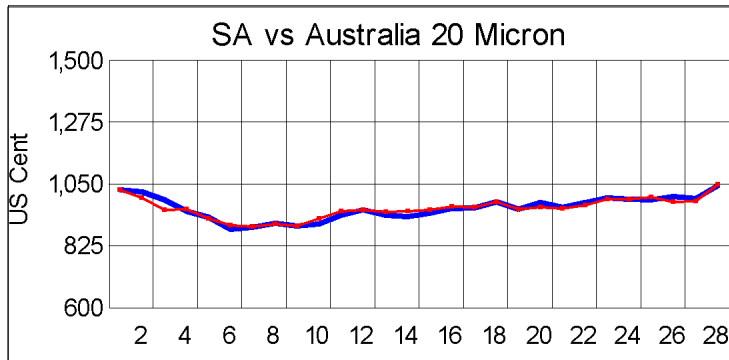
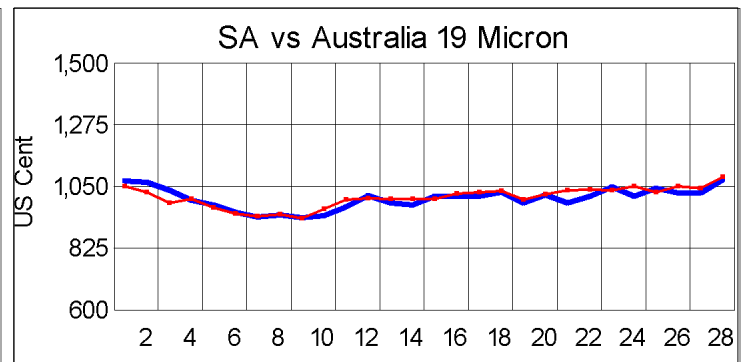
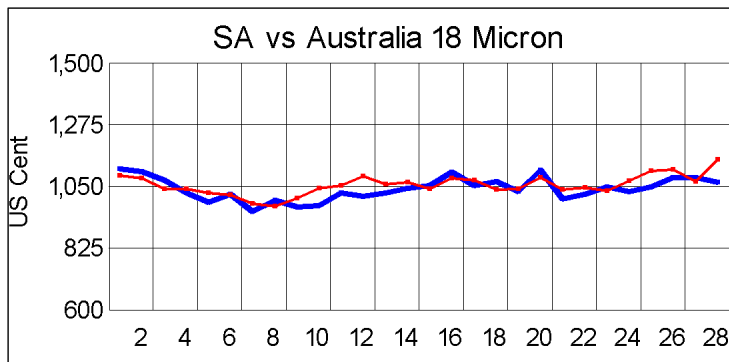
Average Topmaking Styles (AWEX MF6)

Micron	100+mm	90mm	80mm	70mm	60mm	50mm	40mm	30mm	20mm	10mm
18.0										
18.5										
19.0										
19.5					14732	14253	13808			
20.0					14838		13432			
20.5							14026			
21.0				15424			13254			
21.5							13066			
22.0										
22.5										
23.0										
23.5										
24.0										

* Based on a minimum of 3 lots sold per category

Other Selected Types/Qualities

	Long			Medium		
	19μ	20μ	21μ	19μ	20μ	21μ
Good Quality						
Lambswool	16146	15988		15134	14466	
Bellies	15413	14901		14362	14694	13078
Locks				13960		
Average Quality						
Lambswool	15654	14873	14877	14631	13377	13519
Bellies	15333	14130	14110	14065	13348	11926
Locks				13534	12944	11601
Inferior Quality						
Fleecewool	15490	15342	14778	14641	13898	12790
Lambswool	14852			14081		
Bellies		12984		12941	12358	13810
Locks	8910	12214		12911	12602	8058



— SA in USc
— Aus in USc

— SA in USc
— Aus in USc

Market Commentary

WOOL MARKET 1,3% LOWER

Port Elizabeth - The wool market traded 1,3% lower this week and the Cape Wools Merino Indicator decreased by 198 points to close at a value of R155,70 (Clean). On the Australian market, the EMI increased 1,1%. The Cape Wools All Wool Indicator lost 1,0%.

There was a fair amount of wool on offer despite the season nearing its close. Buyers commented that the demand was softer and that they had expected a larger decline.

This week saw the rand at R15,00 to the US dollar. The rand strengthened by 6,8% against the US dollar compared with the average rate at the previous sale. The Rand strengthened 4,9% against the Euro, trading at R17,00. The offering comprised of 12 439 bales of which 98,2% was sold. Major traders were Standard Wool SA (3 533), Lempriere SA (3 388), G Modiano SA (2 754), and Stucken & Co (1 592).

The average clean prices for the selection within the different micron categories for good top-making (MF5), long fleeces were as follows: 18,0 microns gained 1,8% to close at R173,93/kg; 18,5 microns gained 3,0% to close at R167,64/kg; 19 microns decreased 2% to close at R163,44/kg; 19,5 microns lost 1,1% to close at R160,10/kg; 20 microns decreased with 2,0% to close at R156,26/kg; 20,5 microns decreased 1,5% to close at R156,06/kg; 21,0 microns dropped 1,1% to close at R156,29/kg; 21,5 microns lost 2,0% to close at R154,56/kg and 22,0 microns lost 3,0% to close at R154,65/kg.

There will be no sale next week, next sale is scheduled for 13 April 2016.

*The detailed Seasonal Receipts Declared Report can be viewed at www.capewools.co.za