

National Weekly Wool Market Report

Season: 2015/2016

Sale Date: 16 March 2016



CAPE WOOLS SA

Tel: 27-41-4844301
 Fax: 27-41-4846792
 E-mail: stats@capewools.co.za
 Website: www.capewools.co.za

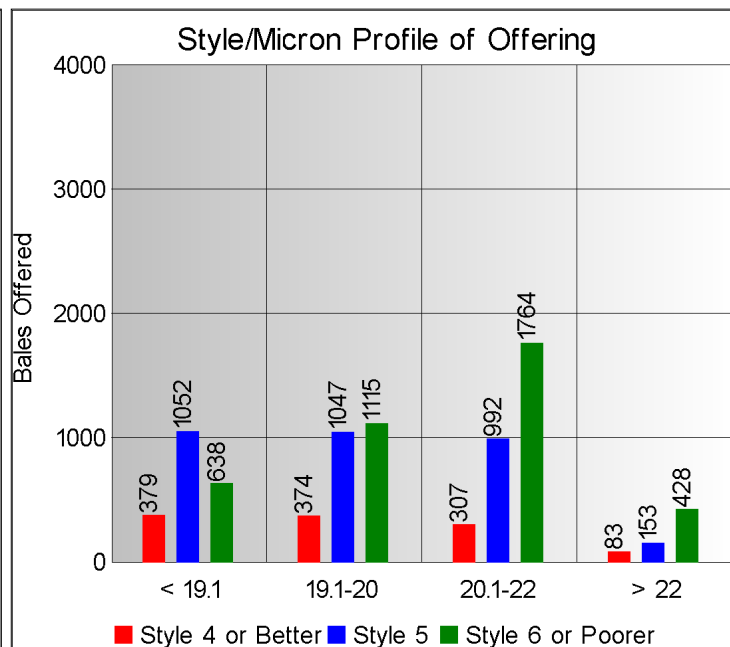
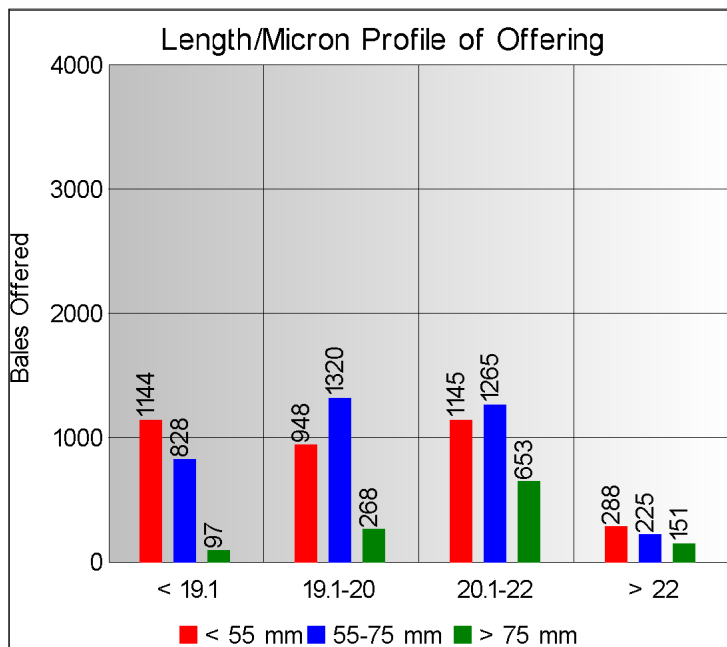
SA Merino Indicator				Buyers			
Indicator Unit	Current Sale	Last Sale	Change	Company	Bales Purchased This Week	% of Purchases	Total Bales Purchased This Season
# SA c/kg	15768	15199	3.7%	Standard Wool SA	3044	36.5%	73810
Ave. to date (15/16)	13955	13886	0.5%	G Modiano SA	2714	32.6%	66182
Ave. to date (14/15)	11189			Lempriere SA	1292	15.5%	63949
US c/kg	980	985	-0.6%	Stucken & Co	667	8.0%	24115
Euro c/kg	884	898	-1.6%	Segard Masurel SA	294	3.5%	15610
AWEX EMI	1225	1237	-1.0%	New England Wool SA	155	1.9%	4088
Exchange Rates				H Dawson Sons & Co			3820
Currency Unit	This Week	Previous Week	% Change	CMW Operations			5
R/USD	16.0975	15.4261	-4.4%	SAFIL SA			184
R/Euro	17.8431	16.9222	-5.4%				
R/AUD	11.9879	11.5104	-4.1%				
USD/AUD	0.7449	0.7460	0.1%				

Analysis of Offerings by Broker This Week (Bales)

Broker	Merino Fleeces	Merino Bellies	Merino Lambs	Merino Backs	Merino Locks	* Other	Total	% Sold
BKB	2648	536	478	11	285	722	4680	97.9%
CMW	1443	427	205	162	8	257	2502	97.6%
JLW	61	8	1	3	13	18	104	99.0%
MAS	81	17	36	7	18	126	285	99.3%
QWB	222	20	108	17	28	23	418	99.8%
SBL	55	28	19	1	8	7	118	100.0%
VLW	121	18	20	15	12	39	225	99.1%
Total	4631	1054	867	216	372	1192	8332	98.0%

SA Merino Indicator includes Merino types comparable to international indicators.
 ## Cape Wools All Wool Indicator, includes all white wool sold at auction.

* crossbred, coarse and coloured, inferior



* Seasonal Receipts Declared

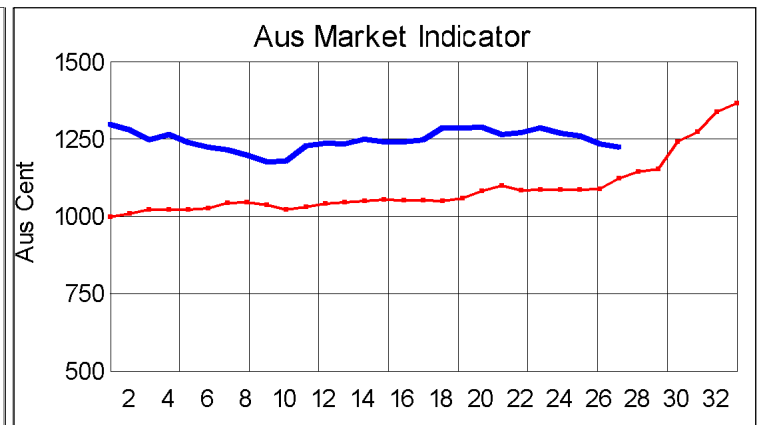
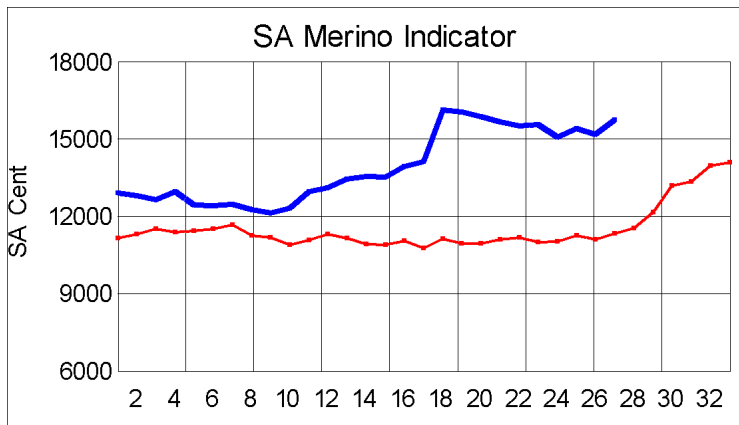
2015/16 Declared Receipts : 21 February 2016

2015/16 Declared Receipts : 13 March 2016

39,149,148.9

41,354,150.7

Percentage Change (Year-on-Year) : -1.12 %



Current Season — Previous Season —

**Average Fleece Wool Prices (c/kg. clean)
Spinners and Good Topmaking Styles (AWEX Types MF4 and MF5)**

Micron	100+mm	90mm	80mm	70mm	60mm	50mm	40mm	30mm	20mm	10mm
18.0				18208	16988	16143				
18.5				17252	16438	16037	15679			
19.0			16550	16559	16104	15730				
19.5			16538	16328	15965	15596	15329	14321		
20.0			16153	16036	15636	14954	14897			
20.5			15981	15911	15623	15168	14840			
21.0			15851	15865	15771	15139	14368			
21.5			16070			14742				
22.0										
22.5										
23.0										
23.5										
24.0										

* Based on a minimum of 3 lots sold per category

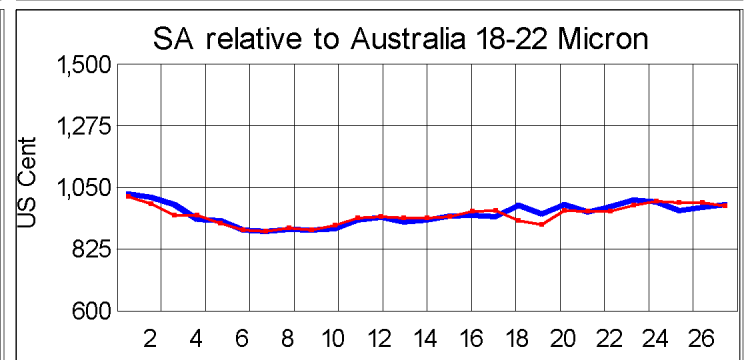
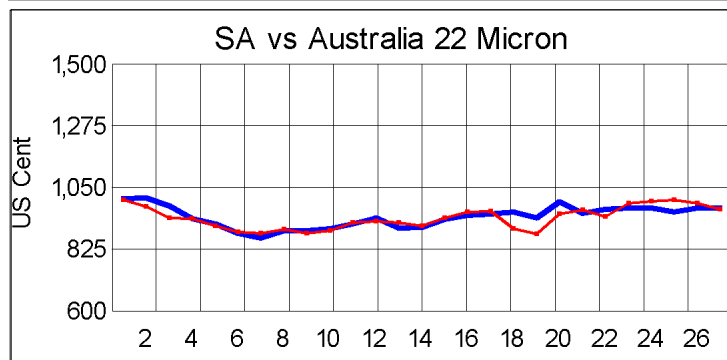
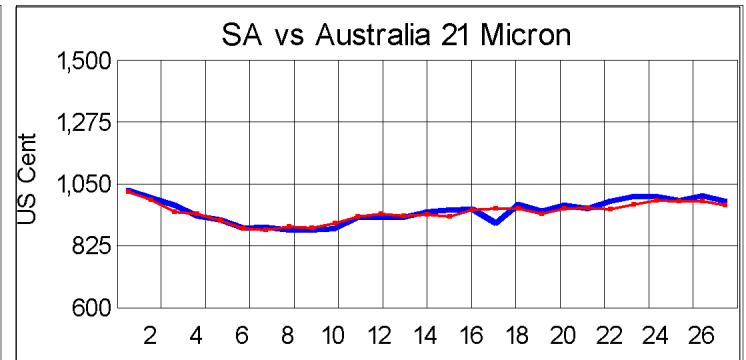
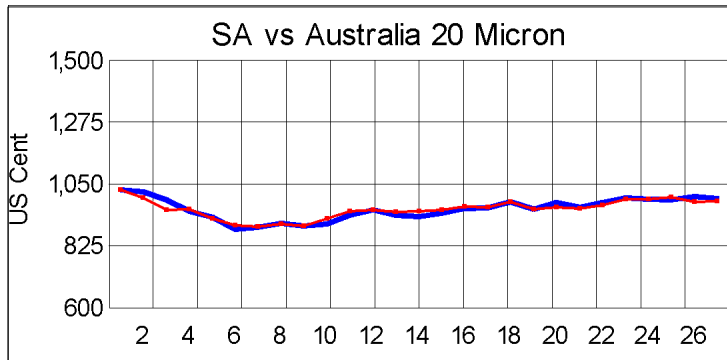
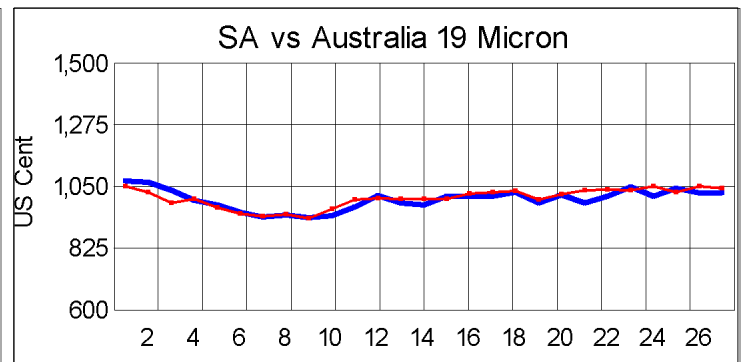
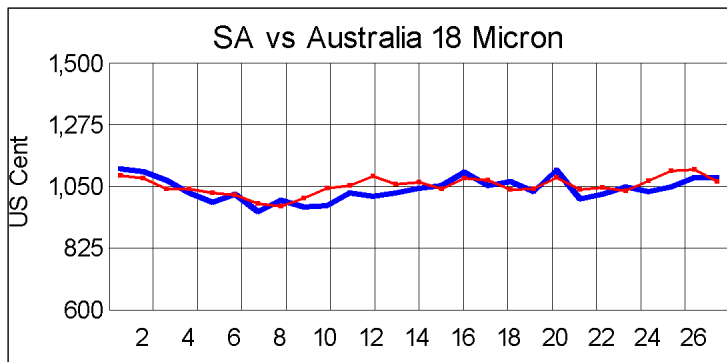
Average Topmaking Styles (AWEX MF6)

Micron	100+mm	90mm	80mm	70mm	60mm	50mm	40mm	30mm	20mm	10mm
18.0										
18.5										
19.0										
19.5						14859				
20.0				10607						
20.5						14707				
21.0							13826	13256		
21.5										
22.0										
22.5										
23.0										
23.5										
24.0										

* Based on a minimum of 3 lots sold per category

Other Selected Types/Qualities

	Long			Medium		
<u>Good Quality</u>	19μ	20μ	21μ	19μ	20μ	21μ
Lambswool	16565	15386	15488	15571	15376	
Bellies	15540			14970	14945	
Locks				14369	13048	11470
<u>Average Quality</u>						
Lambswool	15962	14977	14148	14625	14539	14522
Bellies	12348	12535	14823	14319	13713	13477
Locks	13856		12398	13451	12032	
<u>Inferior Quality</u>						
Fleecewool	15291	14574	14868	14782	14186	14853
Lambswool	16177			14423		
Bellies	12066	12998		13703	12613	
Locks	10670	12184		12195	11390	



— SA in USc
— Aus in USc

— SA in USc
— Aus in USc

Market Commentary

WOOL MARKET 3.7% HIGHER

Port Elizabeth - The wool market traded 3,7% higher this week and the Cape Wools Merino Indicator increased by 569 points to close at a value of R157,68 (Clean). On the Australian market, the EMI dropped 1,0%. The Cape Wools All Wool Indicator strengthened by 4,1%.

There was keen competition for the better quality wools as the volumes reduce, the effect of the drought manifests in the appearance of the wool and the growing season starts to taper off. The Rand weakness supported the local market increasing returns to the producers of wool.

This week saw the rand at R16,09 to the US dollar. The rand weakened by 4,4% against the US dollar compared with the average rate at the previous sale. The Rand weakened 5,4% against the Euro, trading at R17,84. The offering comprised of 8 332 bales of which 98% was sold. Major traders were Standard Wool SA (3 044), G Modiano SA (2 714), Lempriere SA (1 292) and Stucken & Co (667).

The average clean prices for the selection within the different micron categories for good top-making (MF5), long fleeces were as follows: 18,0 microns lost 1,6% to close at R170,80/kg; 18,5 microns lost 1,9% to close at R162,68/kg; 19 microns increased 2,3% to close at R163,70/kg; 19,5 microns gained 4,2% to close at R161,93/kg; 20 microns increased with 4,8% to close at R159,52/kg; 20,5 microns increased 3,3% to close at R158,46/kg; 21,0 microns gained 2,9% to close at R157,96/kg; 21,5 microns strengthened 3,1% to close at R157,70/kg and 22,0 microns gained 2,1% to close at R159,42/kg.

The next sale is scheduled for 30 March 2016, there will be approximately ± 12 347 will be on offer.

*The detailed Seasonal Receipts Declared Report can be viewed at www.capewools.co.za