

National Weekly Wool Market Report

Season: 2015/2016

Sale Date: 09 March 2016



CAPE WOOLS SA

Tel: 27-41-4844301
 Fax: 27-41-4846792
 E-mail: stats@capewools.co.za
 Website: www.capewools.co.za

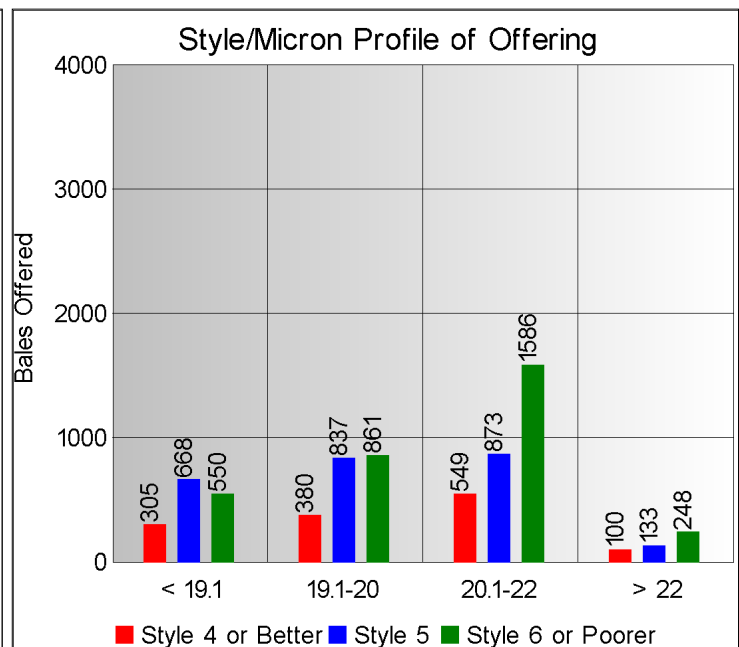
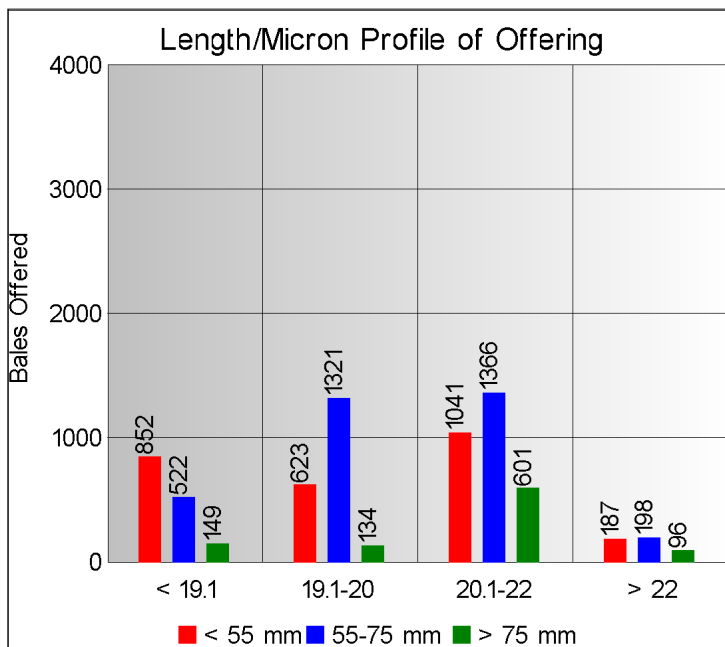
SA Merino Indicator				Buyers			
Indicator Unit	Current Sale	Last Sale	Change	Company	Bales Purchased This Week	% of Purchases	Total Bales Purchased This Season
# SA c/kg	15199	15429	-1.5%	Lempriere SA	2029	28.6%	62657
Ave. to date (15/16)	13886	13833	0.4%	Standard Wool SA	1980	27.9%	70717
Ave. to date (14/15)	11183			G Modiano SA	1474	20.8%	63468
US c/kg	985	985	0.1%	Stucken & Co	926	13.1%	23448
Euro c/kg	898	906	-0.9%	Segard Masurel SA	314	4.4%	15316
AWEX EMI	1237	1263	-2.1%	New England Wool SA	131	1.9%	3933
Exchange Rates				H Dawson Sons & Co			3820
Currency Unit	This Week	Previous Week	% Change	CMW Operations			5
R/USD	15.4261	15.6707	1.6%	SAFIL SA			184
R/Euro	16.9222	17.0271	0.6%				
R/AUD	11.5104	11.3117	-1.8%				
USD/AUD	0.7460	0.7219	-3.3%				

Analysis of Offerings by Broker This Week (Bales)

Broker	Merino Fleeces	Merino Bellies	Merino Lambs	Merino Backs	Merino Locks	* Other	Total	% Sold
BKB	3062	675	546	61	320	851	5515	96.9%
CMW	776	255	222	135	17	120	1525	99.1%
MAS	0	0	0	0	0	0	0	
QWB	0	0	0	0	0	0	0	
SBL	0	0	0	0	0	0	0	
VLW	0	0	0	0	0	50	50	
Total	3838	930	768	196	337	1021	7090	96.7%

SA Merino Indicator includes Merino types comparable to international indicators.
 ## Cape Wools All Wool Indicator, includes all white wool sold at auction.

* crossbred, coarse and coloured, inferior



* Seasonal Receipts Declared

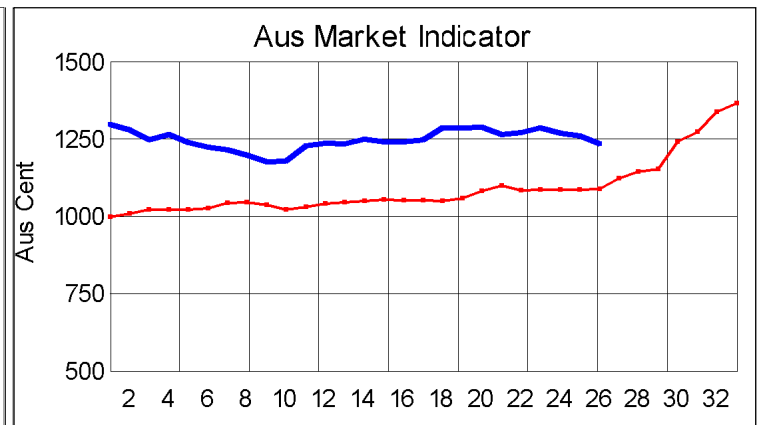
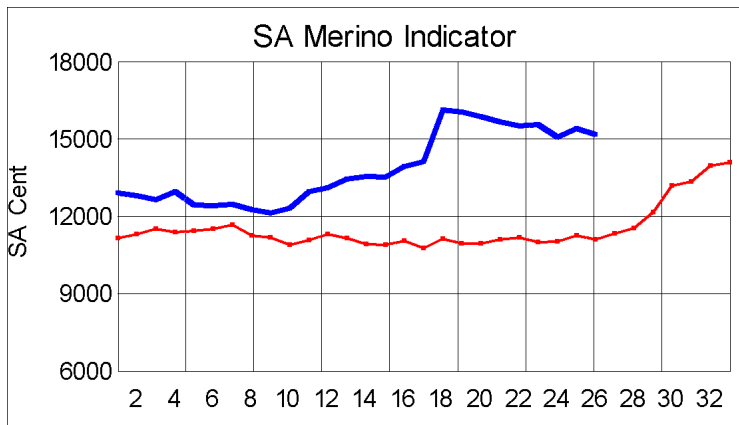
2015/16 Declared Receipts : 14 February 2016

2015/16 Declared Receipts : 06 March 2016

38,287,432.6

40,439,825.6

Percentage Change (Year-on-Year) : -0.06 %



Current Season — Previous Season —

**Average Fleece Wool Prices (c/kg. clean)
Spinners and Good Topmaking Styles (AWEX Types MF4 and MF5)**

Micron	100+mm	90mm	80mm	70mm	60mm	50mm	40mm	30mm	20mm	10mm
18.0			16674	17814	16504					
18.5			17618	17580	15724	15319	14841			
19.0			16670	16513	15172	15233	14357			
19.5			15913	15602	15072	14905	14568			
20.0			15451	15329	15218	14769				
20.5			15495	15488	15070	14458				
21.0			15516	15477	14889	14094	14012			
21.5				15358	14273					
22.0				15340						
22.5			15435							
23.0										
23.5										
24.0										

* Based on a minimum of 3 lots sold per category

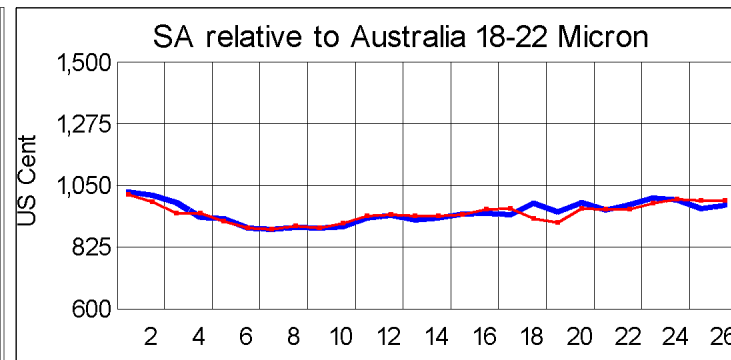
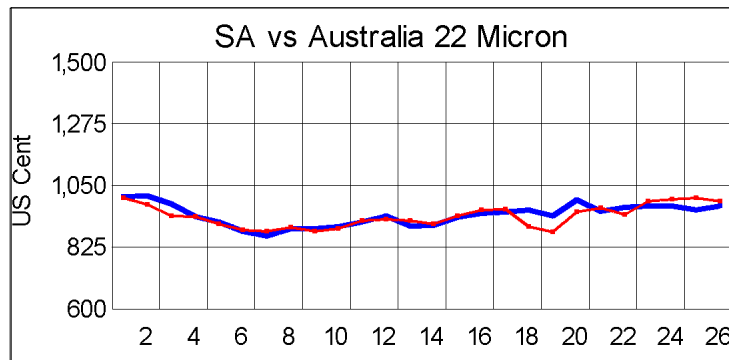
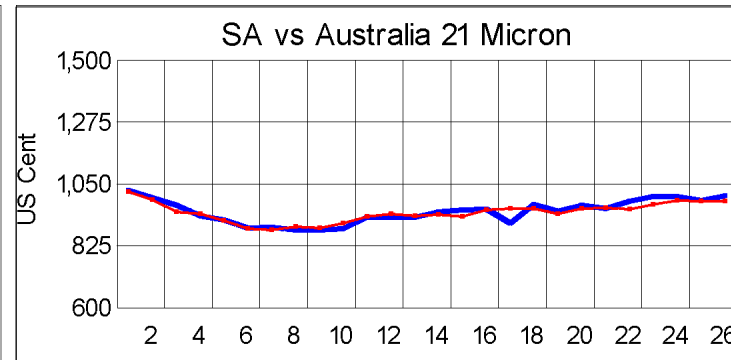
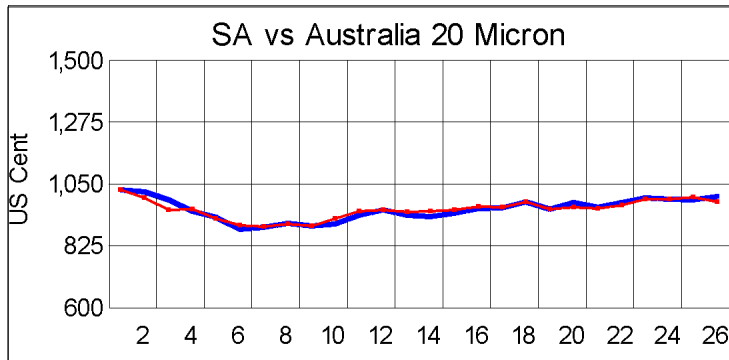
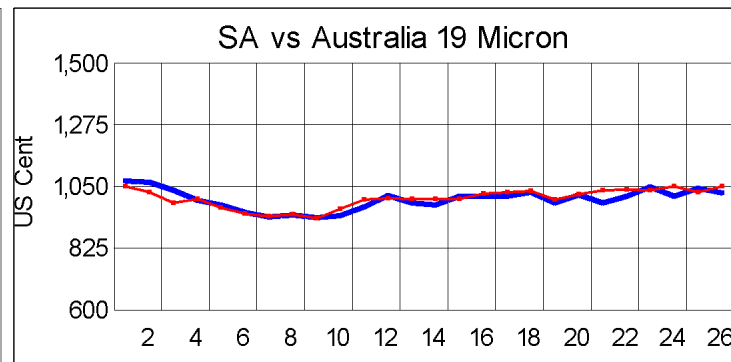
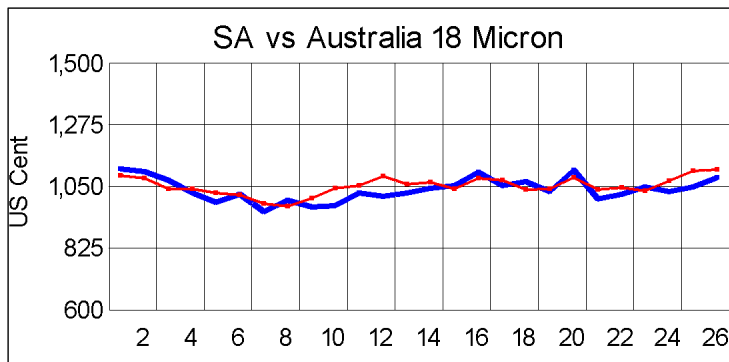
Average Topmaking Styles (AWEX MF6)

Micron	100+mm	90mm	80mm	70mm	60mm	50mm	40mm	30mm	20mm	10mm
18.0										
18.5										
19.0										
19.5										
20.0						13529				
20.5										
21.0				14694						
21.5				14727						
22.0										
22.5										
23.0										
23.5										
24.0										

* Based on a minimum of 3 lots sold per category

Other Selected Types/Qualities

	Long			Medium		
	19μ	20μ	21μ	19μ	20μ	21μ
Good Quality						
Lambswool	15948	15354		15005	14848	
Bellies	14758	14651	14669	14411	13897	14343
Locks				13071	12998	12235
Average Quality						
Lambswool	15822	15073	14389	14625	14351	
Bellies	14767	14758		13368	13313	13447
Locks				13236	12769	11817
Inferior Quality						
Fleecewool	15011	14659	14632	15267	14205	14103
Lambswool	14647			14562		
Bellies		9763	11169	13271	13368	12417
Locks	9973			10555	12197	10555



— SA in USc
— Aus in USc

— SA in USc
— Aus in USc

Market Commentary

WOOL MARKET 1.5% LOWER

Port Elizabeth - The wool market traded 1,5% lower this week and the Cape Wools Merino Indicator decreased by 230 points to close at a value of R151,99 (Clean). On the Australian market, the EMI dropped 2,1%. The Cape Wools All Wool Indicator weakened by 1,8%.

There was a strong demand from Italy, in particular for the better quality wool. The buyers reported that the rest of the market was more subdued and the decline was mostly the result of the foreign exchange fluctuation.

This week saw the rand at R15,43 to the US dollar. The rand strengthened by 1,6% against the US dollar compared with the average rate at the previous sale. The Rand strengthened 0,6% against the Euro, trading at R16,92. The offering comprised of 7 090 bales of which 96,7% was sold. Major traders were Lempriere SA (2 029), Standard Wool SA (1 980), G Modiano SA (1 474), and Stucken & Co (926).

The average clean prices for the selection within the different micron categories for good top-making (MF5), long fleeces were as follows: 18,0 microns gained 0,4% to close at R173,54/kg; 18,5 microns lost 2,2% to close at R165,76/kg; 19 microns dropped 0,3% to close at R160,03/kg; 19,5 microns lost 2,5% to close at R155,37/kg; 20 microns decreased with 2,8% to close at R152,21/kg; 20,5 microns decreased 1,9% to close at R153,47/kg; 21,0 microns lost 1,4% to close at R153,44/kg; 21,5 microns weakened 0,9% to close at R153,03/kg and 22,0 microns lost 0,8% to close at R156,12/kg.

The next sale is scheduled for 16 March 2016 when approximately ± 8 040 will be on offer.

*The detailed Seasonal Receipts Declared Report can be viewed at www.capewools.co.za