

# National Weekly Wool Market Report

Season: 2015/2016

Sale Date: 10 February 2016



CAPE WOOLS SA

Tel: 27-41-4844301  
 Fax: 27-41-4846792  
 E-mail: stats@capewools.co.za  
 Website: www.capewools.co.za

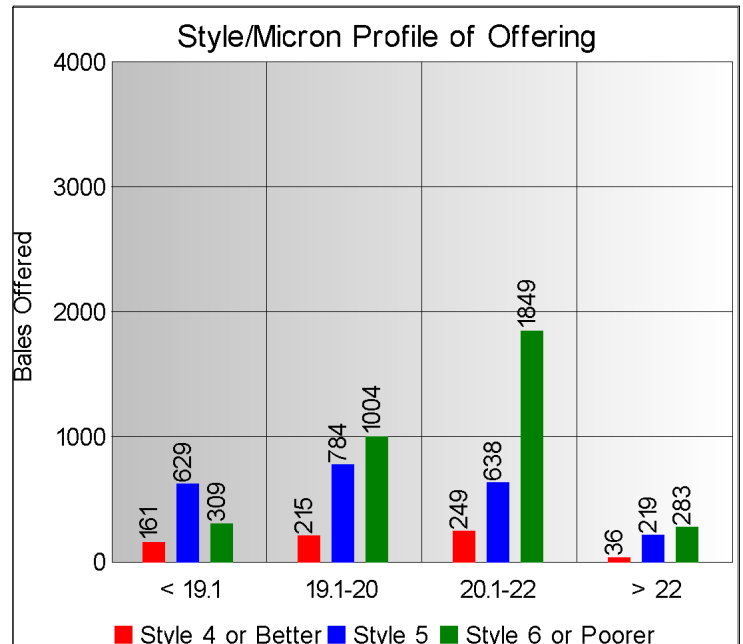
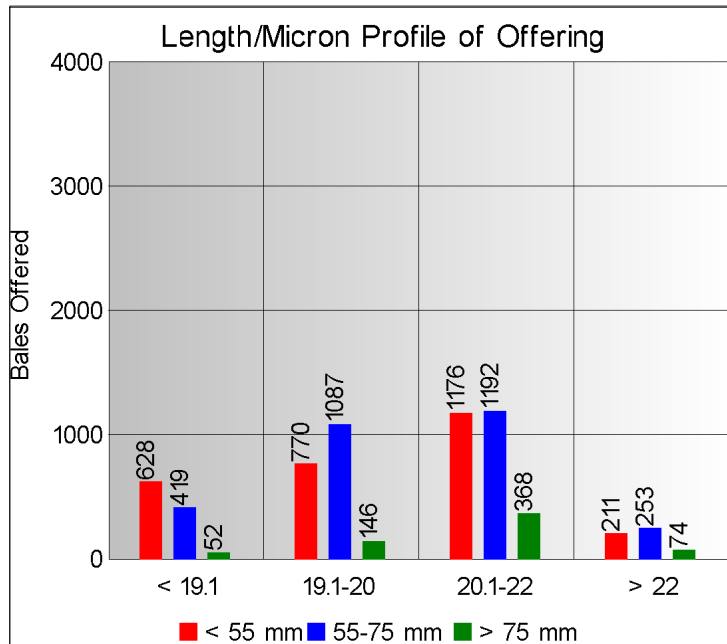
SA Merino Indicator				Buyers			
Indicator Unit	Current Sale	Last Sale	Change	Company	Bales Purchased This Week	% of Purchases	Total Bales Purchased This Season
# SA c/kg	15540	15686	-0.9%	Lempriere SA	2256	35.4%	54757
Ave. to date (15/16)	13623	13532	0.7%	Standard Wool SA	1938	30.4%	61408
Ave. to date (14/15)	11195			G Modiano SA	763	12.0%	55774
US c/kg	977	968	0.9%	Stucken & Co	671	10.5%	19064
Euro c/kg	867	887	-2.2%	Segard Masurel SA	526	8.3%	12566
AWEX EMI	1273	1266	0.6%	H Dawson Sons & Co	96	1.5%	3426
Exchange Rates				New England Wool SA	37	0.6%	3425
Currency Unit	This Week	Previous Week	% Change	CMW Operations			5
R/USD	15.9022	16.1972	1.8%	SAFIL SA			184
R/Euro	17.9190	17.6839	-1.3%				
R/AUD	11.2796	11.4207	1.2%				
USD/AUD	0.7090	0.7048	-0.6%				

## Analysis of Offerings by Broker This Week (Bales)

Broker	Merino Fleeces	Merino Bellies	Merino Lambs	Merino Backs	Merino Locks	* Other	Total	% Sold
BKB	2415	572	458	8	304	994	4751	98.4%
CMW	447	357	195	167	10	449	1625	99.1%
MAS	0	0	0	0	0	0	0	
QWB	0	0	0	0	0	0	0	
SBL	0	0	0	0	0	0	0	
VLW	0	0	0	0	0	0	0	
<b>Total</b>	<b>2862</b>	<b>929</b>	<b>653</b>	<b>175</b>	<b>314</b>	<b>1443</b>	<b>6376</b>	<b>98.6%</b>

# SA Merino Indicator includes Merino types comparable to international indicators.  
 ## Cape Wools All Wool Indicator, includes all white wool sold at auction.

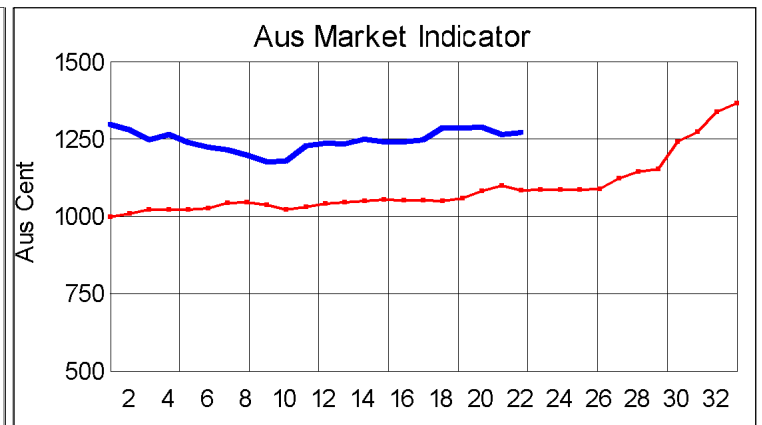
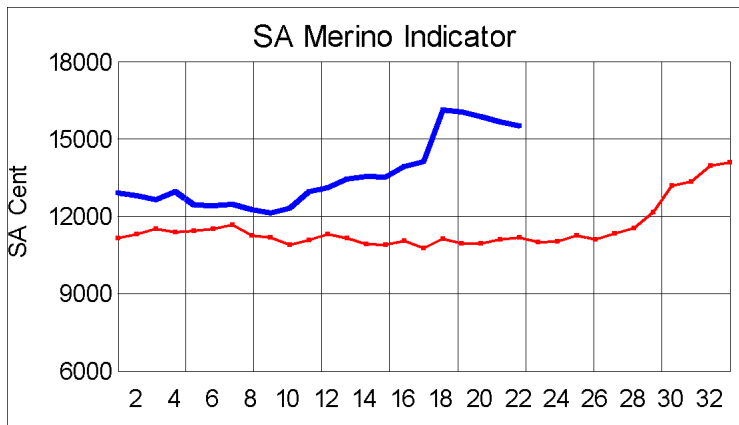
\* crossbred, coarse and coloured, inferior



## \* Seasonal Receipts Declared

2015/16 Declared Receipts: 17 January 2016 33,461,303.8  
 2015/16 Declared Receipts: 07 February 2016 35,877,398.2

Percentage Change (Year-on-Year) : - 1.72%



Current Season — Previous Season —

**Average Fleece Wool Prices (c/kg. clean)  
Spinners and Good Topmaking Styles (AWEX Types MF4 and MF5)**

Micron	100+mm	90mm	80mm	70mm	60mm	50mm	40mm	30mm	20mm	10mm
18.0				17303		15986				
18.5				16571	16959	15964	14987			
19.0				17185	16329	15752				
19.5				16098	15903	15587				
20.0			15767	15633	15630	15281				
20.5			15735	15611	15607					
21.0										
21.5										
22.0										
22.5										
23.0										
23.5										
24.0										

\* Based on a minimum of 3 lots sold per category

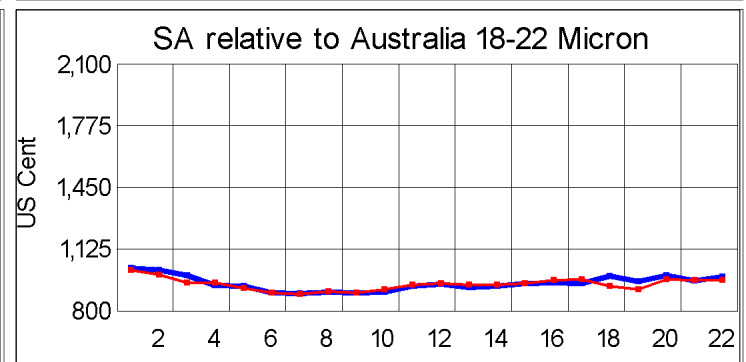
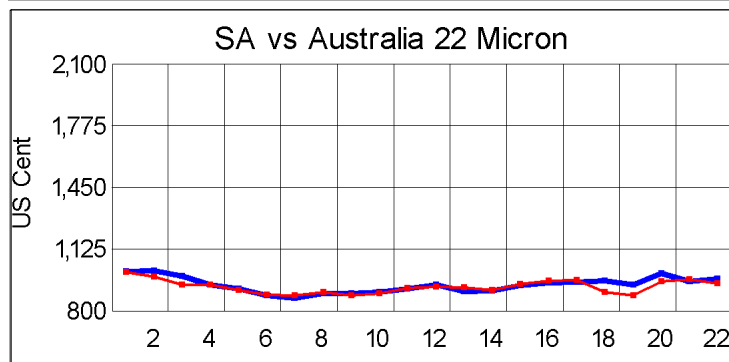
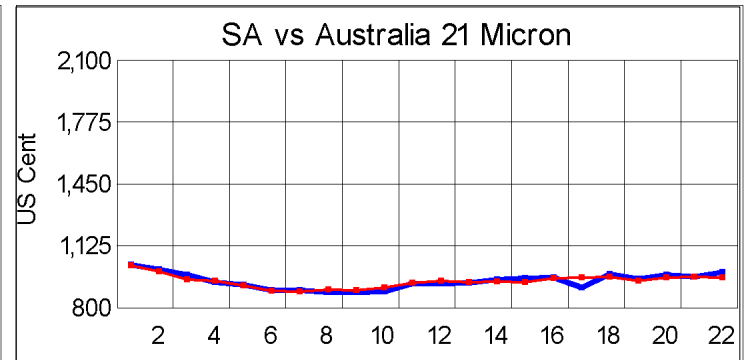
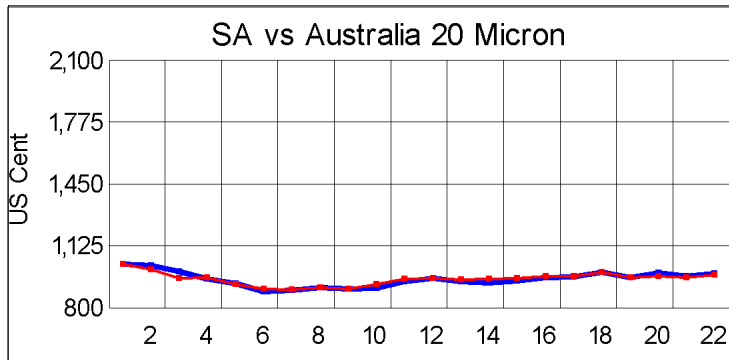
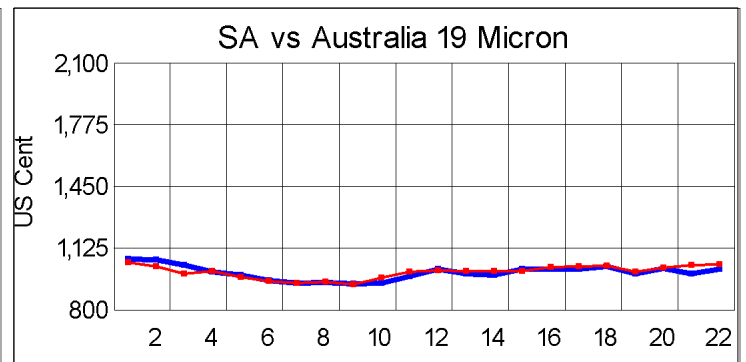
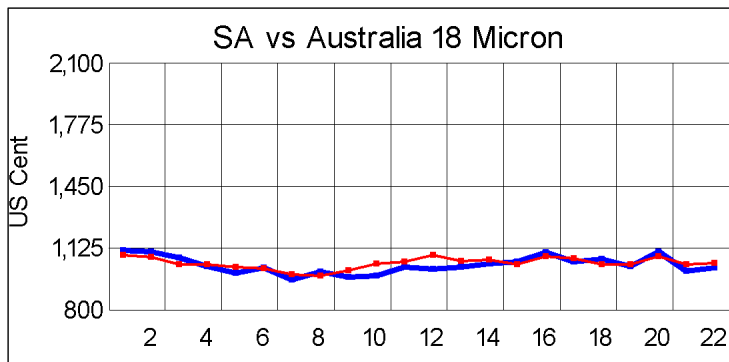
**Average Topmaking Styles (AWEX MF6)**

Micron	100+mm	90mm	80mm	70mm	60mm	50mm	40mm	30mm	20mm	10mm
18.0										
18.5										
19.0										
19.5					15137					
20.0										
20.5										
21.0										
21.5										
22.0										
22.5				14819						
23.0										
23.5										
24.0										

\* Based on a minimum of 3 lots sold per category

**Other Selected Types/Qualities**

	Long			Medium		
	19μ	20μ	21μ	19μ	20μ	21μ
<b>Good Quality</b>						
Lambswool	16517	15679		14971		
Bellies	15316	15094		14315	13883	12617
Locks				13477	13992	
<b>Average Quality</b>						
Lambswool	15670		13541	13666	14681	11699
Bellies	15168	13918		14347	13622	11602
Locks				13714	12187	
<b>Inferior Quality</b>						
Fleecewool	15690	14424	14468	14444		13174
Lambswool	15609			14171		
Bellies	12996			13126	13216	10820
Locks				12006	11578	10914



— SA in USc  
— Aus in USc

— SA in USc  
— Aus in USc

## Market Commentary

### WOOL MARKET UNCHANGED

Port Elizabeth - The wool market traded 0,9% lower this week and the Cape Wools Merino Indicator decreased by 146 points to close at a value of R155,40 (Clean). On the Australian market, the indicator gained 0,6%. The Cape Wools All Wool Indicator weakened by -0,5%.

Buyers commented that the strengthening Rand had negatively affected prices whilst the demand had held up well. The offering was relatively small with few good quality long wool on offer. The impact of the drought was also discernible with clean yields declining markedly.

This week saw the rand at R15,90 to the US dollar. The rand strengthened by 1,8% against the US dollar compared with the average rate at the previous sale. The Rand weakened against the Euro, trading at R17,92. The offering comprised of 6 426 bales of which 97,8% was sold. Major traders were Lempriere SA (2 256), Standard Wool SA (1 938), G Modiano SA (763), and Stucken & Co (671).

The average clean prices for the selection within the different categories good top-making (MF5), long fleeces were as follows: 18,0 microns lost -1,4% at R172,98/kg; 18,5 microns gained 0,9% at R175,31/kg; 19 microns lost -1,8% at R162,73/kg; 19,5 microns gained 0,9% to close at R158,49/kg; 20 microns decreased with -0,8% to close at R155,06/kg; 21,0 microns dropped -0,2% to close at R155,70/kg; 21,5 microns gained 0,8% to close at R154,23/kg and 22,0 microns gained 0,8% to close at R149,06/kg.

The next sale is scheduled for 17 February 2016 where approximately ± 7 600 will be on offer.

\*The detailed Seasonal Receipts Declared Report can be viewed at [www.capewools.co.za](http://www.capewools.co.za)