

# National Weekly Wool Market Report

Season: 2015/2016

Sale Date: 03 February 2016



CAPE WOOLS SA

Tel: 27-41-4844301  
 Fax: 27-41-4846792  
 E-mail: stats@capewools.co.za  
 Website: www.capewools.co.za

SA Merino Indicator				Buyers			
Indicator Unit	Current Sale	Last Sale	Change	Company	Bales Purchased This Week	% of Purchases	Total Bales Purchased This Season
# SA c/kg	15686	15890	-1.3%	Lempriere SA	2793	32.9%	54757
Ave. to date (15/16)	13532	13424	0.8%	G Modiano SA	2201	25.9%	55774
Ave. to date (14/15)	11194			Standard Wool SA	1822	21.4%	61408
US c/kg	968	969	-0.0%	Stucken & Co	985	11.6%	19064
Euro c/kg	887	891	-0.4%	Segard Masurel SA	470	5.5%	12566
AWEX EMI	1266	1291	-1.9%	H Dawson Sons & Co	96	1.1%	3426
				New England Wool SA	31	0.4%	3425
				CMW Operations			5
				SAFIL SA			184

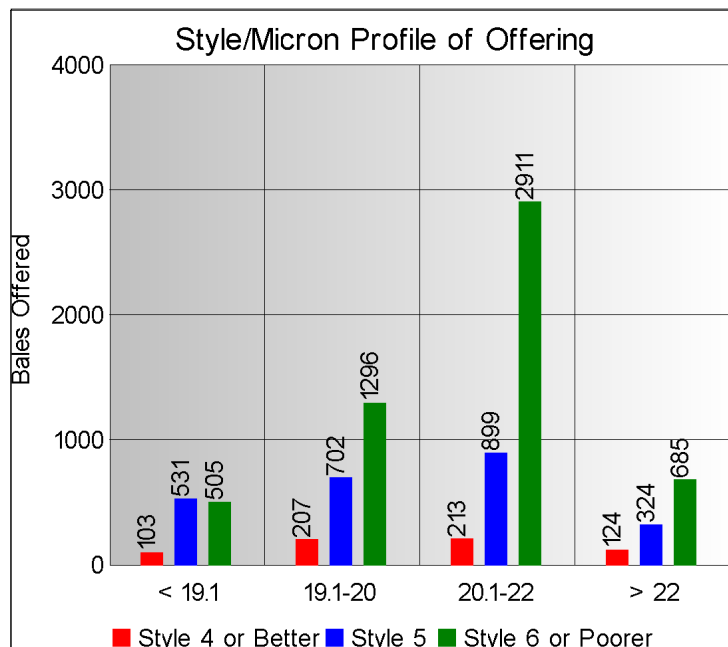
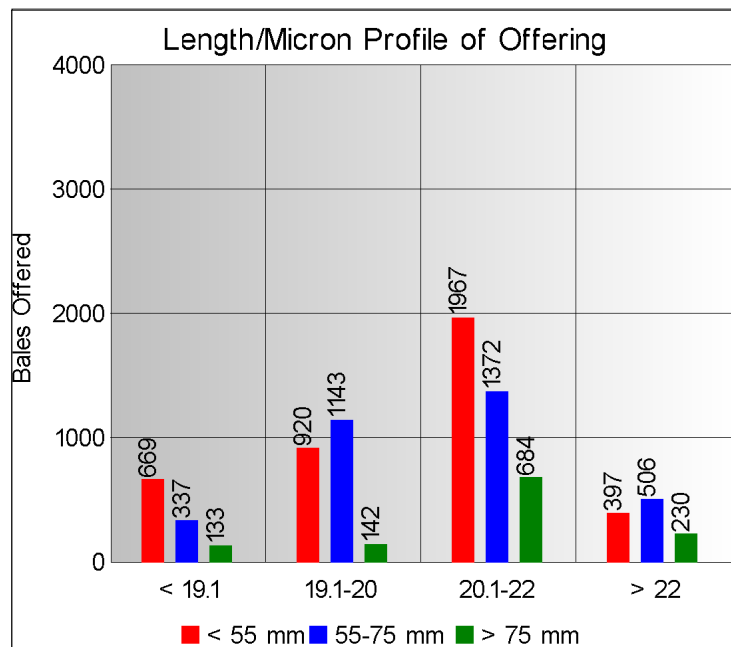
Exchange Rates			
Currency Unit	This Week	Previous Week	% Change
R/USD	16.1972	16.4031	1.3%
R/Euro	17.6839	17.8384	0.9%
R/AUD	11.4207	11.5372	1.0%
USD/AUD	0.7048	0.7032	-0.2%

## Analysis of Offerings by Broker This Week (Bales)

Broker	Merino Fleeces	Merino Bellies	Merino Lambs	Merino Backs	Merino Locks	* Other	Total	% Sold
BKB	2350	664	242	0	338	1034	4628	99.1%
CMW	817	601	253	279	39	452	2441	99.1%
JLW	27	17	16	0	6	65	131	100.0%
MAS	56	9	12	11	19	211	318	97.8%
QWB	14	8	5	2	2	467	498	99.2%
SBL	75	9	22	10	8	16	140	99.3%
VLW	165	27	28	12	74	38	344	97.1%
<b>Total</b>	<b>3504</b>	<b>1335</b>	<b>578</b>	<b>314</b>	<b>486</b>	<b>2283</b>	<b>8500</b>	<b>99.0%</b>

# SA Merino Indicator includes Merino types comparable to international indicators.  
 ## Cape Wools All Wool Indicator, includes all white wool sold at auction.

\* crossbred, coarse and coloured, inferior

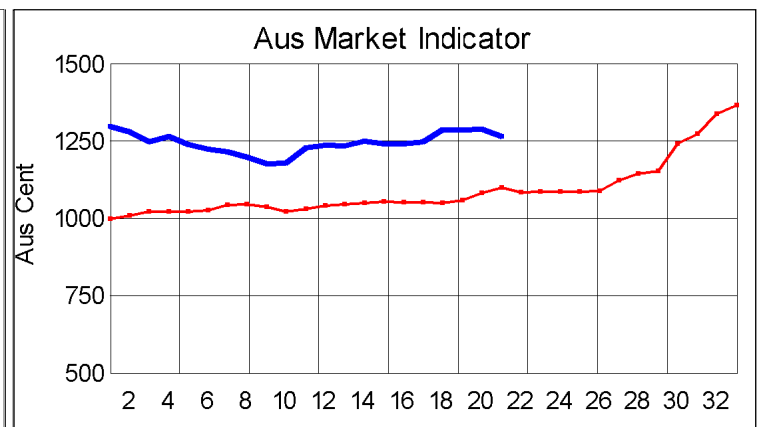
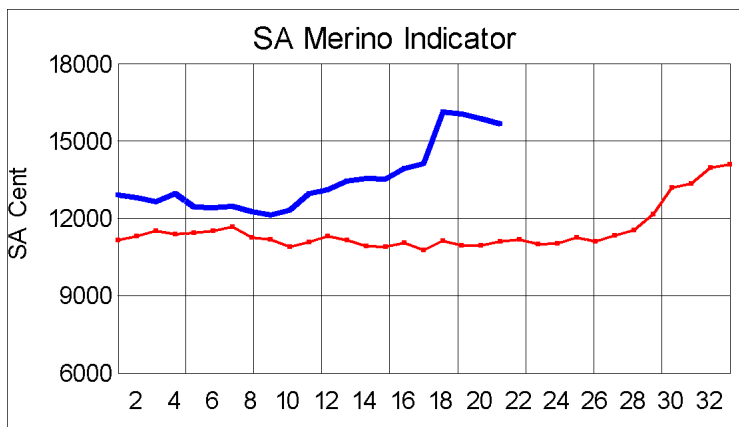


## \* Seasonal Receipts Declared

2015/16 Declared Receipts: 10 January 2016  
 2015/16 Declared Receipts: 31 January 2016

32,009,565.5  
 34,021,483.0

Percentage Change (Year-on-Year) :- 3.57%



Current Season — Previous Season —

**Average Fleece Wool Prices (c/kg. clean)  
Spinners and Good Topmaking Styles (AWEX Types MF4 and MF5)**

Micron	100+mm	90mm	80mm	70mm	60mm	50mm	40mm	30mm	20mm	10mm
18.0						16166				
18.5				17744	16456					
19.0				17324	16158	15594				
19.5			16375	16114	15795	15428	15005			
20.0			15808	15876	15681	15219				
20.5			15806	15579	15402	15236				
21.0			15663	15665	15511					
21.5						14438				
22.0										
22.5										
23.0										
23.5										
24.0										

\* Based on a minimum of 3 lots sold per category

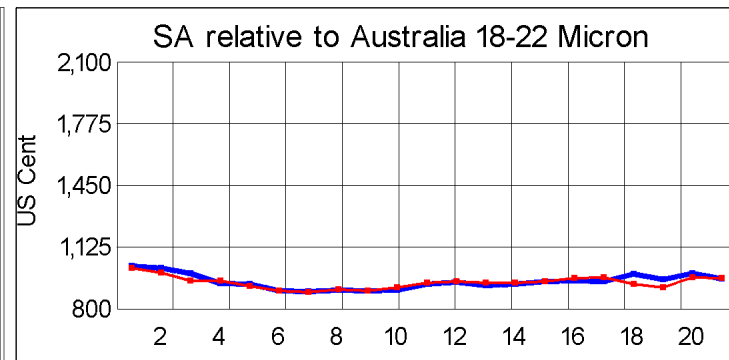
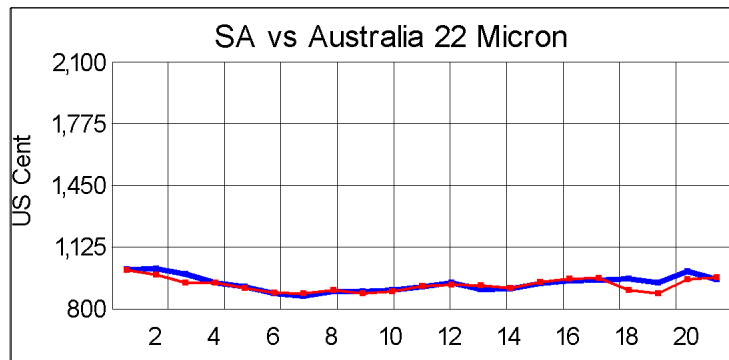
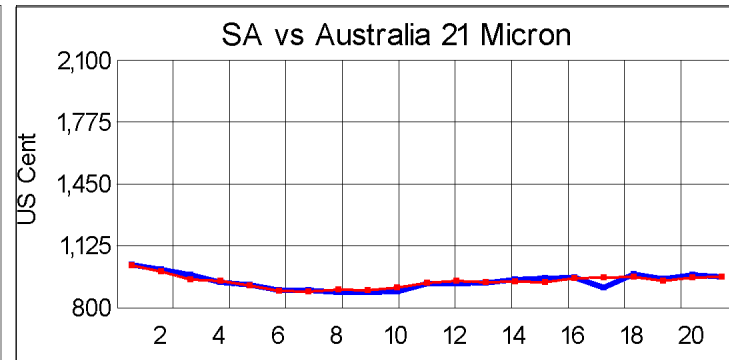
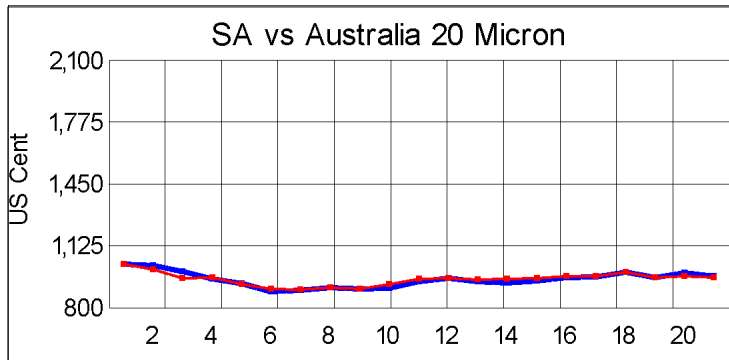
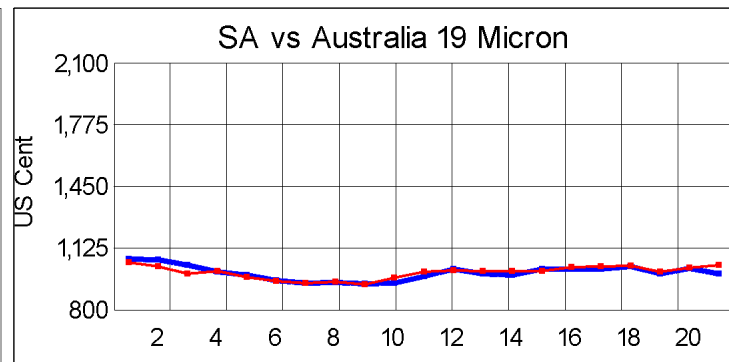
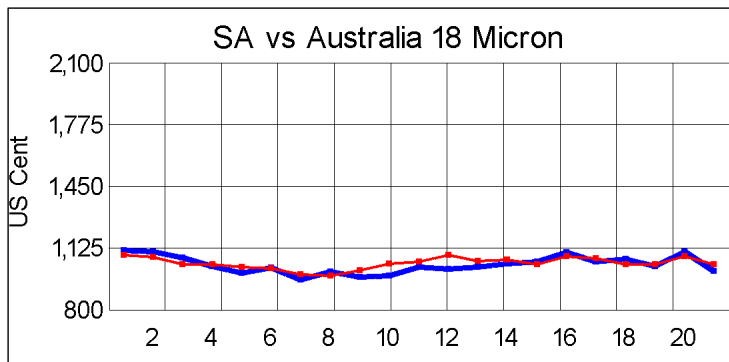
**Average Topmaking Styles (AWEX MF6)**

Micron	100+mm	90mm	80mm	70mm	60mm	50mm	40mm	30mm	20mm	10mm
18.0										
18.5										
19.0										
19.5				15662						
20.0				15534						
20.5				15684						
21.0										
21.5										
22.0										
22.5										
23.0										
23.5										
24.0										

\* Based on a minimum of 3 lots sold per category

**Other Selected Types/Qualities**

	Long			Medium		
	19μ	20μ	21μ	19μ	20μ	21μ
<b>Good Quality</b>						
Lambswool	16852	15997	15497	15651	14973	
Bellies	15426	14858	13922	14869	14322	
Locks				13755		12762
<b>Average Quality</b>						
Lambswool				14768	14892	
Bellies	14842	15026	14876	14107	13623	13053
Locks		13975		12688	13490	11528
<b>Inferior Quality</b>						
Fleecewool	15863	14765	14780	15611	14763	
Lambswool						
Bellies		14641		13720	13053	13704
Locks		11204		10498	11186	11816



— SA in USc  
— Aus in USc

— SA in USc  
— Aus in USc

## Market Commentary

### WOOL MARKET MAINTAINS RECORD LEVEL

Port Elizabeth - The wool market continued its good performance and declined marginally by 1,3% this week and the Cape Wools Merino Indicator decreased by 186 points to close at a value of R156,80 (Clean). On the Australian market, the indicator lost 1,9%. The Cape Wools All Wool Indicator weakened by 2,0%.

Traders were of the opinion that the significantly weaker rand as well as the strong market demand for good quality long wool would continue to drive the market.

This week saw the rand at R16,20 to the US dollar. The rand strengthened by 1,3% against the US dollar compared with the average rate at the previous sale. The Rand strengthened against the Euro, trading at R17,68. The offering comprised of 8 476 bales of which 97,4% was sold. Major traders were Lempriere SA (2 651), G Modiano SA (2 201), Standard Wool SA (1 822), , and Stucken & Co (985).

The average clean prices for the selection within the different categories good top-making (MF5), long fleeces were as follows: 18,0 microns gained 1,1% at R175,35/kg; 18,5 microns gained 1,3% at R173,77/kg; 19 microns gained 0,4% at R165,63/kg; 19,5 microns dropped -3,8% to close at R157,13/kg; 20 microns decreased with -1,5% to close at R156,32/kg; 20,5 microns weakened -1,6% to close at R156,55/kg; 21,0 microns dropped -1,0% to close at R155,99/kg; 21,5 microns decreased -2,0% to close at R153,07/kg and 22,0 microns weakened -1,6% to close at R147,93/kg.

The next sale is scheduled for 10 February 2016 where approximately ± 6 417 will be on offer.

\*The detailed Seasonal Receipts Declared Report can be viewed at [www.capewools.co.za](http://www.capewools.co.za)