

National Weekly Wool Market Report

Season: 2015/2016

Sale Date: 19 & 20 January 2016



CAPE WOOLS SA

Tel: 27-41-4844301
 Fax: 27-41-4846792
 E-mail: stats@capewools.co.za
 Website: www.capewools.co.za

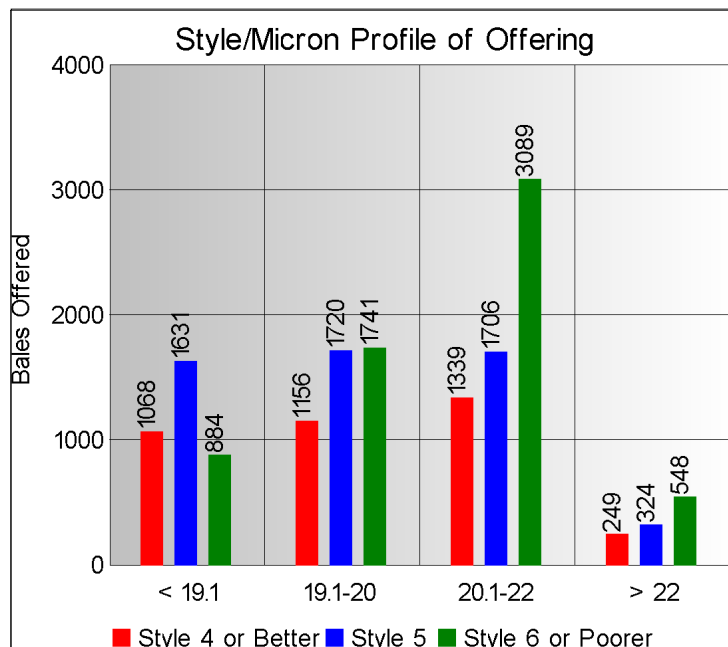
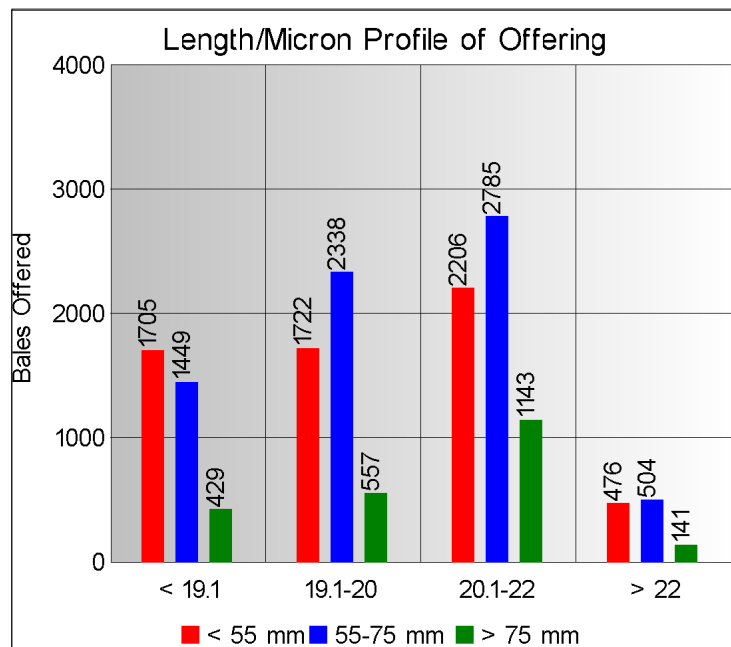
SA Merino Indicator				Buyers			
Indicator Unit	Current Sale	Last Sale	Change	Company	Bales Purchased This Week	% of Purchases	Total Bales Purchased This Season
# SA c/kg	16076	16161	-0.5%	Standard Wool SA	5503	35.6%	61408
Ave. to date (15/16)	13294	13140	1.2%	Lempriere SA	4063	26.3%	54757
Ave. to date (14/15)	11210			G Modiano SA	3021	19.6%	55774
US c/kg	955	981	-2.7%	Stucken & Co	1248	8.1%	19064
Euro c/kg	873	907	-3.7%	Segard Masurel SA	766	5.0%	12566
AWEX EMI	1289	1289	0.0%	New England Wool SA	398	2.6%	3425
Exchange Rates				H Dawson Sons & Co	258	1.7%	3426
Currency Unit	This Week	Previous Week	% Change	CMW Operations			5
R/USD	16.8346	16.4722	-2.2%	SAFIL SA			184
R/Euro	18.4057	17.8204	-3.3%				
R/AUD	11.5357	11.5690	0.3%				
USD/AUD	0.6851	0.7026	2.5%				

Analysis of Offerings by Broker This Week (Bales)

Broker	Merino Fleeces	Merino Bellies	Merino Lambs	Merino Backs	Merino Locks	* Other	Total	% Sold
BKB	5269	799	783	6	400	2040	9297	98.9%
CMW	2027	563	277	403	17	426	3713	99.0%
JLW	20	3	6	2	3	2	36	100.0%
MAS	492	53	159	45	69	379	1197	99.9%
QWB	173	18	64	10	14	18	297	94.6%
SBL	238	26	55	17	53	42	431	99.1%
VLW	318	48	24	34	27	33	484	97.7%
Total	8537	1510	1368	517	583	2940	15455	98.9%

SA Merino Indicator includes Merino types comparable to international indicators.
 ## Cape Wools All Wool Indicator, includes all white wool sold at auction.

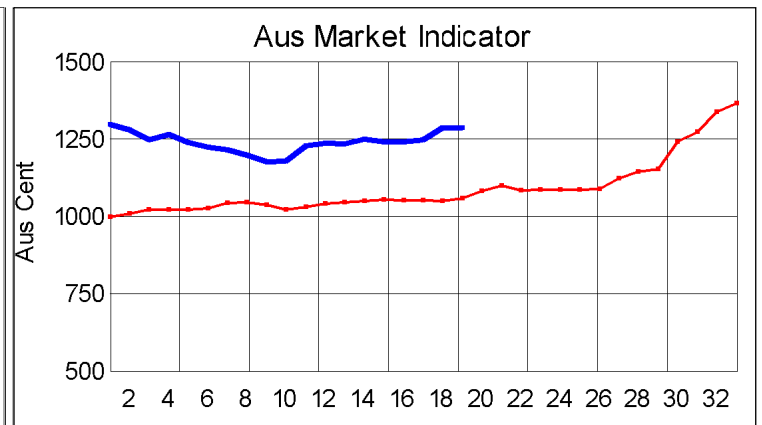
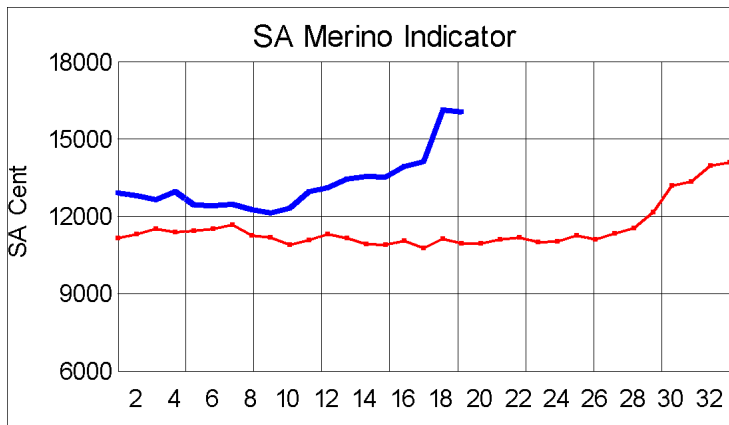
* crossbred, coarse and coloured, inferior



* Seasonal Receipts Declared

2015/16 Declared Receipts: 27 December 2015 31,521,299.6
 2015/16 Declared Receipts: 17 January 2016 32,549,449.1

Percentage Change (Year-on-Year) : - 2.40%



Current Season — Previous Season —

Average Fleece Wool Prices (c/kg. clean)
Spinners and Good Topmaking Styles (AWEX Types MF4 and MF5)

Micron	100+mm	90mm	80mm	70mm	60mm	50mm	40mm	30mm	20mm	10mm
18.0			17989	17856	17349	16367	16068			
18.5		17275	17459	17500	16940	16251	15990			
19.0			17267	17051	16424	16169	15581			
19.5			16792	16537	16324	15964	15600	14675		
20.0			16356	16231	16019	15879	15278			
20.5			16269	16120	15905	15795	15392			
21.0			16205	16078	15484	15633				
21.5			15980	16047	15305	15241				
22.0			16000	16025	15591	14724				
22.5			15992	16174	15842					
23.0				15866						
23.5			14785	16076						
24.0				14717						

* Based on a minimum of 3 lots sold per category

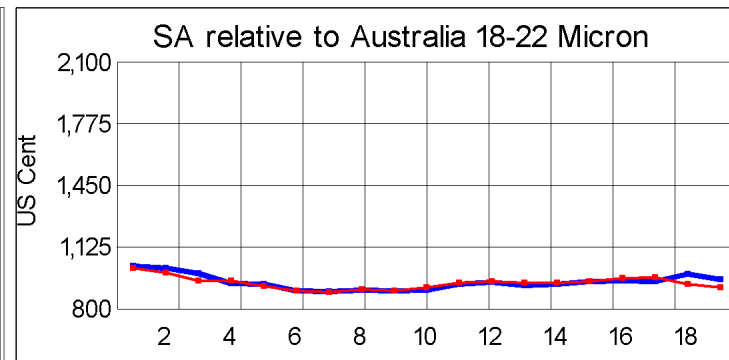
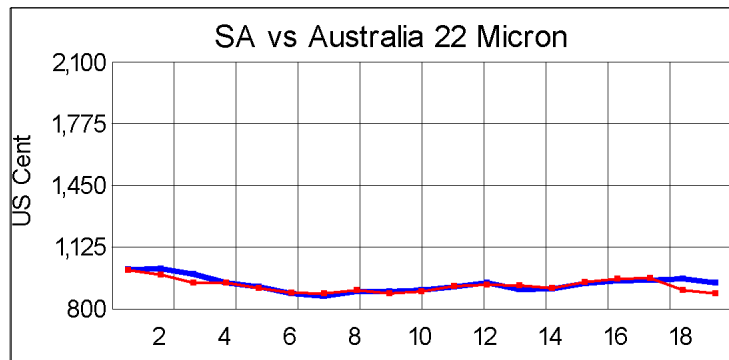
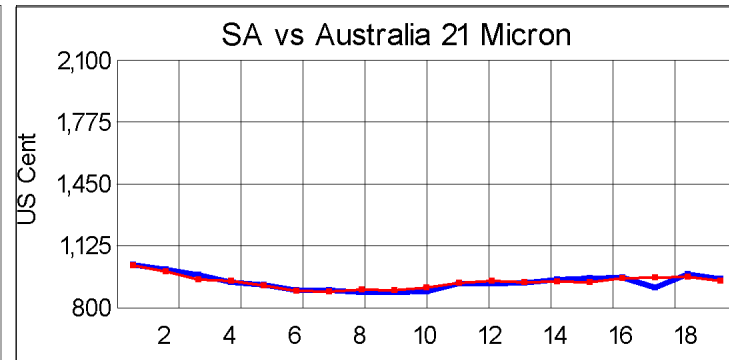
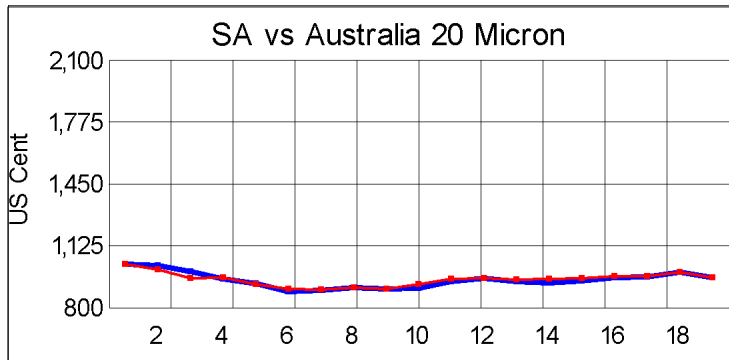
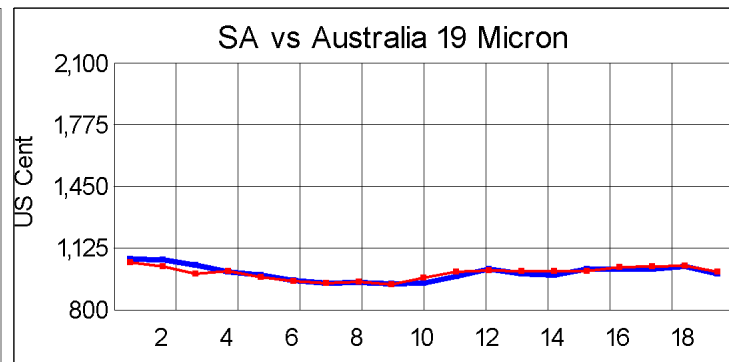
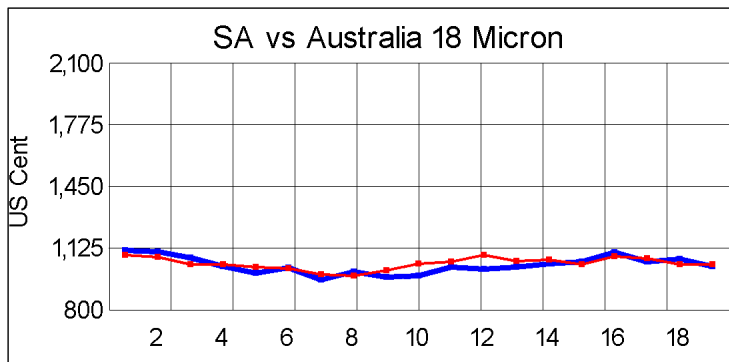
Average Topmaking Styles (AWEX MF6)

Micron	100+mm	90mm	80mm	70mm	60mm	50mm	40mm	30mm	20mm	10mm
18.0										
18.5										
19.0										
19.5				15833			15229			
20.0			15952	15761	15625					
20.5										
21.0				15391						
21.5										
22.0										
22.5										
23.0										
23.5										
24.0										

* Based on a minimum of 3 lots sold per category

Other Selected Types/Qualities

	Long			Medium		
	19μ	20μ	21μ	19μ	20μ	21μ
Good Quality						
Lambswool	16607	16295	15990	15862	15552	15462
Bellies	15723	15417	15698	15265	14704	15464
Locks	14148	14148		13932	14018	13959
Average Quality						
Lambswool	16926		15880	15619	15782	
Bellies	15520	15138	11963	14592	14239	14478
Locks	14411	12411		13883	13363	14015
Inferior Quality						
Fleecewool	15748	15393	15105	15448	15131	14976
Lambswool		15610		15657	15390	
Bellies	13231	12796	9724	14197	14138	13868
Locks	12211	11881	10452	11893	11544	11513



— SA in USc
— Aus in USc

— SA in USc
— Aus in USc

Market Commentary

WOOL MARKET UNCHANGED AT RECORD HIGH

Port Elizabeth - The wool market eased slightly this week and traded 0,5% lower and the Cape Wools Merino Indicator decreased by 85 points to close at a value of R160,76 (Clean). On the Australian market, the indicator remained unchanged. The Cape Wools All Wool Indicator weakened by 0,1%.

The favourable market maintained its momentum and strong demand for wool absorbed the very large quantity of wool on offer this week. Traders commented that the supply pressure had tempered demand as liquidity constraints were a very real limitation in financing the clip.

This week saw the rand at R16,83 to the US dollar. The rand weakened by 2,2% against the US dollar compared with the average rate at the previous sale. The Rand weakened against the Euro, trading at R18,41. The offering comprised of 15 525 bales of which 97,6% was sold.

Major traders were Standard Wool SA (5 511), Lempriere SA (3 970), G Modiano SA (3 022), and Stucken & Co (1 248).

The average clean prices for the selection within the different categories good top-making (MF5), long fleeces were as follows: 18,0 microns gained 0,2% at R175,46/kg; 18,5 microns lost 2,3% at R172,84/kg; 19 microns decreased 1,7% at R168,43/kg; 19,5 microns won 0,3% to close at R164,42/kg; 20 microns decreased with 1,1% to close at R161,65/kg; 20,5 microns weakened 0,4% to close at R160,94/kg; 21,0 microns rose 0,1% to close at R159,47/kg; 21,5 microns gained 0,3% to close at R159,66/kg and 22,0 microns weakened 2,3% to close at R154,25/kg.

The next sale is scheduled for 27 January 2016 where approximately ± 10 900 will be on offer.

*The detailed Seasonal Receipts Declared Report can be viewed at www.capewools.co.za <<http://www.capewools.co.za>>