

# National Weekly Wool Market Report

Season: 2015/2016

Sale Date: 12 & 13 January 2016



CAPE WOOLS SA

Tel: 27-41-4844301  
 Fax: 27-41-4846792  
 E-mail: stats@capewools.co.za  
 Website: www.capewools.co.za

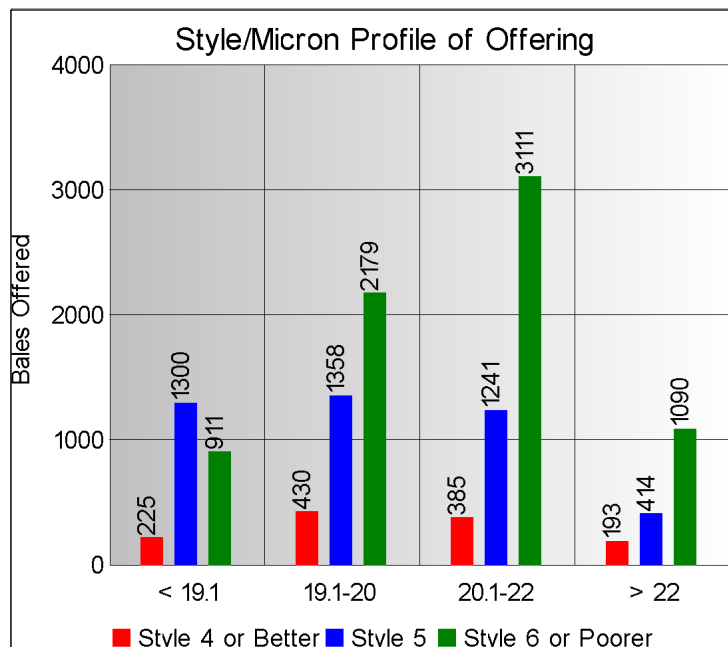
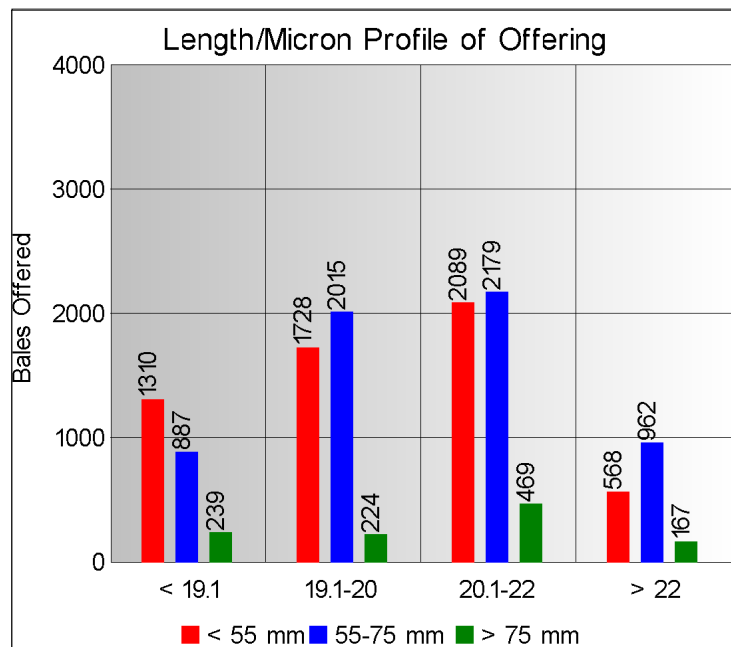
SA Merino Indicator				Buyers			
Indicator Unit	Current Sale	Last Sale	Change	Company	Bales Purchased This Week	% of Purchases	Total Bales Purchased This Season
# SA c/kg	16161	14145	14.3%	G Modiano SA	3868	30.1%	55774
Ave. to date (15/16)	13140	12962	1.4%	Lempriere SA	3390	26.4%	54757
Ave. to date (14/15)	11223			Standard Wool SA	3307	25.8%	61408
US c/kg	981	970	1.1%	Stucken & Co	1507	11.7%	19064
Euro c/kg	907	888	2.1%	Segard Masurel SA	440	3.4%	12566
AWEX EMI	1289	1250	3.1%	H Dawson Sons & Co	157	1.2%	3426
Exchange Rates				New England Wool SA	101	0.8%	3425
Currency Unit	This Week	Previous Week	% Change	CMW Operations			5
R/USD	16.4722	14.5807	-13.0%	SAFIL SA			184
R/Euro	17.8204	15.9250	-11.9%				
R/AUD	11.5690	10.5003	-10.2%				
USD/AUD	0.7026	0.7204	2.5%				

## Analysis of Offerings by Broker This Week (Bales)

Broker	Merino Fleeces	Merino Bellies	Merino Lambs	Merino Backs	Merino Locks	* Other	Total	% Sold
BKB	4927	980	599	4	523	2428	9461	99.9%
CMW	1120	796	395	367	19	513	3210	98.6%
MAS	0	0	0	0	0	0	0	
QWB	74	9	25	4	32	22	166	100.0%
SBL	0	0	0	0	0	0	0	
VLW	0	0	0	0	0	0	0	
<b>Total</b>	<b>6121</b>	<b>1785</b>	<b>1019</b>	<b>375</b>	<b>574</b>	<b>2963</b>	<b>12837</b>	<b>99.6%</b>

# SA Merino Indicator includes Merino types comparable to international indicators.  
 ## Cape Wools All Wool Indicator, includes all white wool sold at auction.

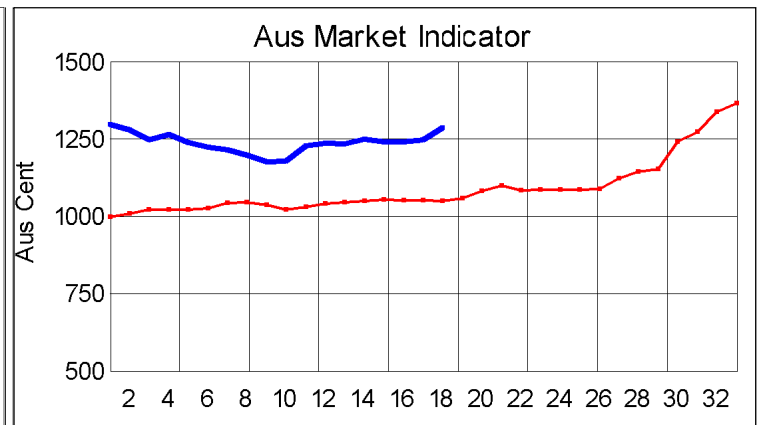
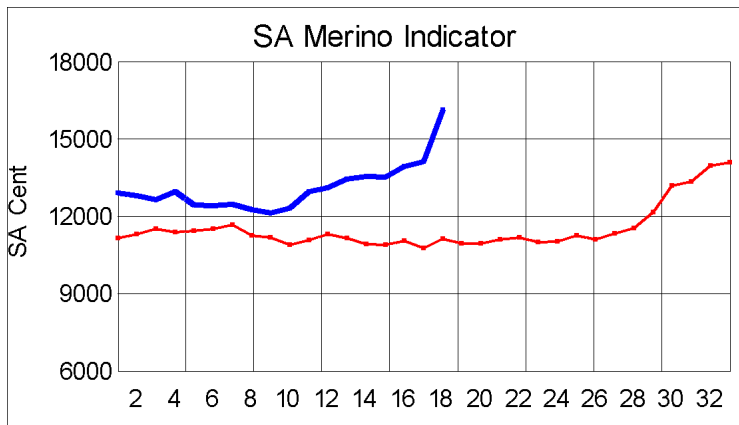
\* crossbred, coarse and coloured, inferior



## \* Seasonal Receipts Declared

2015/16 Declared Receipts: 20 December 2015 30,686,364.7  
 2015/16 Declared Receipts: 10 January 2016 31,528,479.1

Percentage Change (Year-on-Year) : - 4.10%



Current Season — Previous Season —

**Average Fleece Wool Prices (c/kg. clean)  
Spinners and Good Topmaking Styles (AWEX Types MF4 and MF5)**

Micron	100+mm	90mm	80mm	70mm	60mm	50mm	40mm	30mm	20mm	10mm
18.0				17321	16902					
18.5				17387	16941	16333	15380			
19.0			17239	17212	16412	16152	16575			
19.5			16697	16603	16308	15833	15042			
20.0			16513	16349	16082	15795	14999			
20.5			16528	16279	15992	15324				
21.0				16309	15949	15396				
21.5			16114	16263	15769					
22.0										
22.5										
23.0										
23.5										
24.0										

\* Based on a minimum of 3 lots sold per category

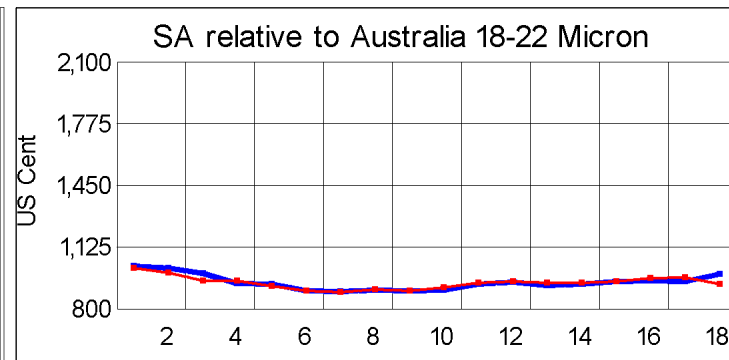
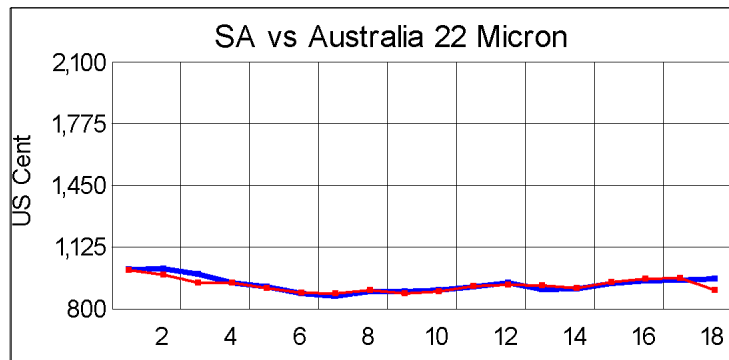
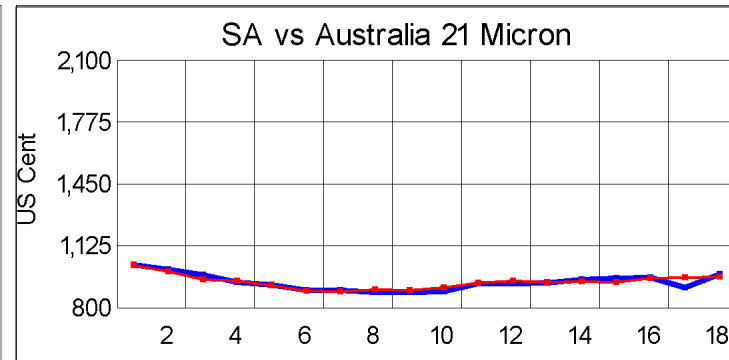
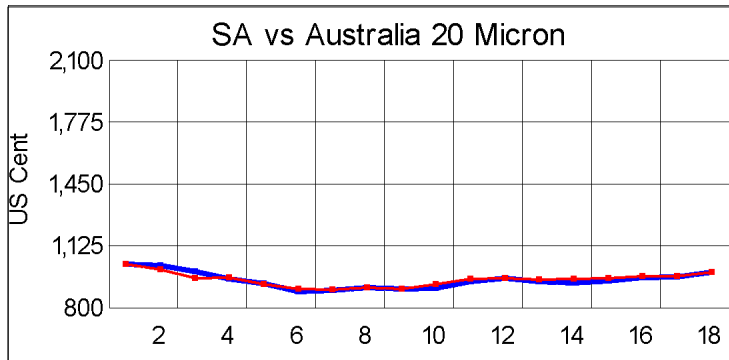
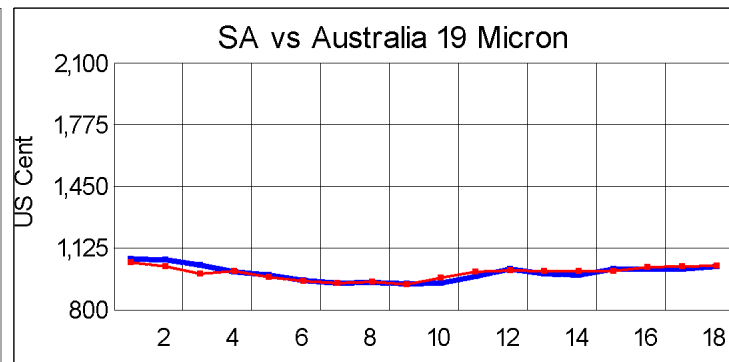
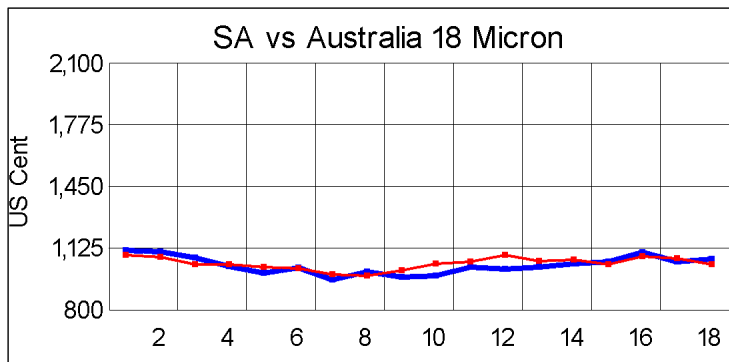
**Average Topmaking Styles (AWEX MF6)**

Micron	100+mm	90mm	80mm	70mm	60mm	50mm	40mm	30mm	20mm	10mm
18.0										
18.5										
19.0				15869						
19.5				15882						
20.0				16049	15418					
20.5				15562						
21.0					15396					
21.5										
22.0										
22.5										
23.0										
23.5										
24.0										

\* Based on a minimum of 3 lots sold per category

**Other Selected Types/Qualities**

	Long			Medium		
<u>Good Quality</u>	19μ	20μ	21μ	19μ	20μ	21μ
Lambswool	16752			15481	15589	
Bellies	15799	15669	15230	15104	14586	
Locks				14000		
<u>Average Quality</u>						
Lambswool	16765	15643		15122	14730	
Bellies	15568	15358		14483	14188	14011
Locks	14317			14071	13787	12622
<u>Inferior Quality</u>						
Fleecewool	16097	15332	14960	13447		
Lambswool	15904				14722	
Bellies	13191	10586		14089	13446	12663
Locks		11210	10287	12659	11845	



— SA in USc  
— Aus in USc

— SA in USc  
— Aus in USc

## Market Commentary

### WOOL MARKET SURGES TO RECORD LEVEL

Port Elizabeth - The wool market traded 14,3% higher this week and the Cape Wools Merino Indicator increased by a surprising 2016 points to close at a value of R161,61 (Clean). On the Australian market, the indicator gained 3,1%. The Cape Wools All Wool Indicator strengthened by 13,8%.

The current gain is the largest recorded increase from consecutive auctions in the last 5 seasons and traders commented that the excellent competition between the buying houses for all the types of wool on offer combined with the plummeting Rand had driven the market to its current record high. This will hopefully make a valuable contribution to wool producers struggling under the effects of the drought.

This week saw the rand at R16,47 to the US dollar. The rand weakened by 13,0% against the US dollar compared with the average rate at the previous sale. The Rand weakened against the Euro, trading at R17,82. The offering comprised of 12 778 bales of which 98,2% was sold. Major traders were G Modiano SA (3 867) Standard Wool SA (3 294), Lempriere SA (3 175), and Stucken & Co (1 507).

The average clean prices for the selection within the different categories good top-making (MF5), long fleeces were as follows: 18,0 microns gained 12,8% at R175,02/kg; 18,5 microns gained 16,0% at R176,84/kg; 19 microns increased 14,8% at R171,40/kg; 19,5 microns won 13,4% to close at R164,99/kg; 20 microns improved with 15,0% to close at R163,39/kg; 20,5 microns strengthened 14,9% to close at R161,53/kg; 21,0 microns rose 12,8% to close at R159,26/kg; 21,5 microns gained 13,0% to close at R159,26/kg and 22,0 microns gained 12,2% to close at R157,90/kg.

The next sale is scheduled for 20 January 2016 where approximately ± 17 700 will be on offer.

\*The detailed Seasonal Receipts Declared Report can be viewed at [www.capewools.co.za](http://www.capewools.co.za) <<http://www.capewools.co.za>>