

# National Weekly Wool Market Report

Season: 2015/2016

Sale Date: 08 & 09 December 2015



CAPE WOOLS SA

Tel: 27-41-4844301  
 Fax: 27-41-4846792  
 E-mail: stats@capewools.co.za  
 Website: www.capewools.co.za

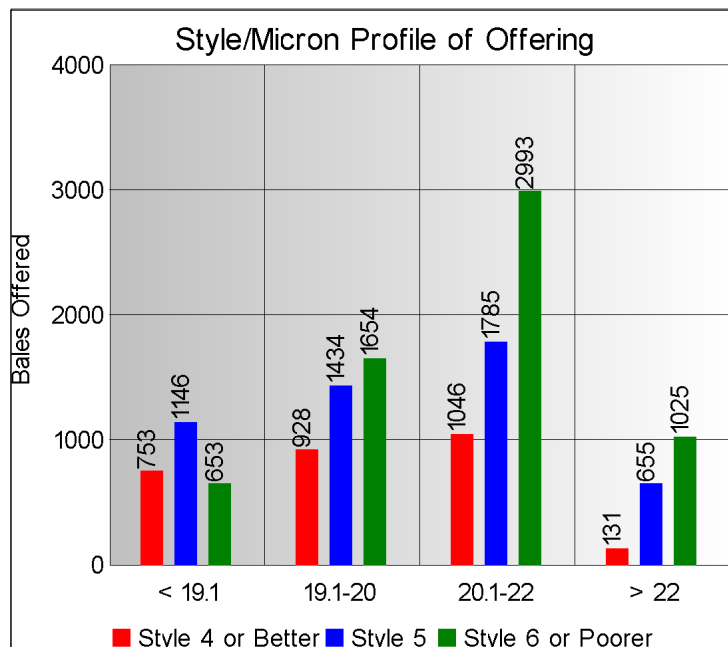
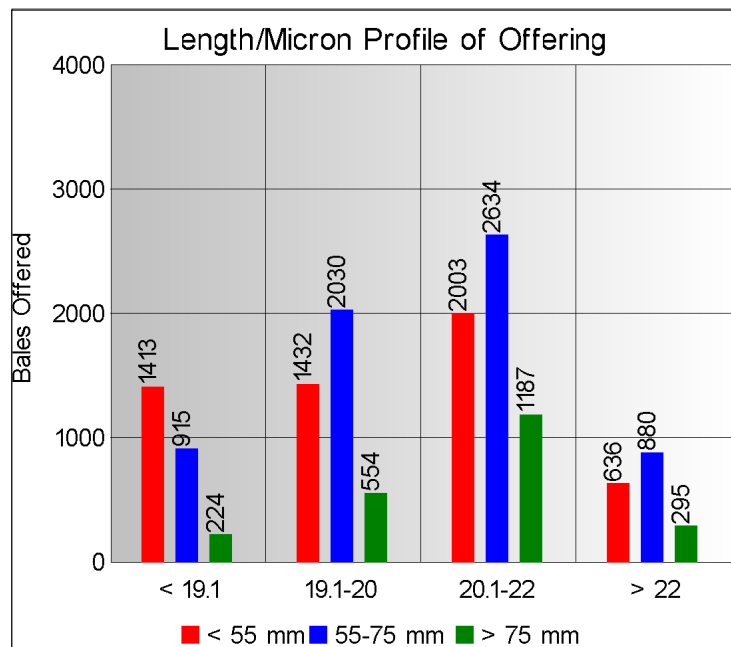
SA Merino Indicator				Buyers			
Indicator Unit	Current Sale	Last Sale	Change	Company	Bales Purchased This Week	% of Purchases	Total Bales Purchased This Season
# SA c/kg	14145	13972	1.2%	G Modiano SA	4501	31.7%	42195
Ave. to date (15/16)	12962	12888	0.6%	Standard Wool SA	4420	31.1%	45885
Ave. to date (14/15)	11227			Lempriere SA	3309	23.3%	39868
US c/kg	970	974	-0.4%	Stucken & Co	1059	7.5%	13579
Euro c/kg	888	918	-3.2%	Segard Masurel SA	627	4.4%	9699
AWEX EMI	1250	1242	0.6%	New England Wool SA	95	0.7%	2799
Exchange Rates				H Dawson Sons & Co			2725
Currency Unit	This Week	Previous Week	% Change	CMW Operations			5
R/USD	14.5807	14.3519	-1.6%	SAFIL SA			184
R/Euro	15.9250	15.2248	-4.6%				
R/AUD	10.5003	10.5064	0.1%				
USD/AUD	0.7204	0.7319	1.6%				

## Analysis of Offerings by Broker This Week (Bales)

Broker	Merino Fleeces	Merino Bellies	Merino Lambs	Merino Backs	Merino Locks	* Other	Total	% Sold
BKB	5441	694	787	10	507	1724	9163	98.3%
CMW	2323	550	420	327	24	366	4010	99.3%
JLW	21	7	1	4	4	14	51	100.0%
MAS	151	16	52	16	10	155	400	99.5%
QWB	189	11	49	8	9	25	291	100.0%
SBL	0	0	0	0	0	0	0	
VLW	175	33	14	13	17	36	288	98.3%
<b>Total</b>	<b>8300</b>	<b>1311</b>	<b>1323</b>	<b>378</b>	<b>571</b>	<b>2320</b>	<b>14203</b>	<b>98.7%</b>

# SA Merino Indicator includes Merino types comparable to international indicators.  
 ## Cape Wools All Wool Indicator, includes all white wool sold at auction.

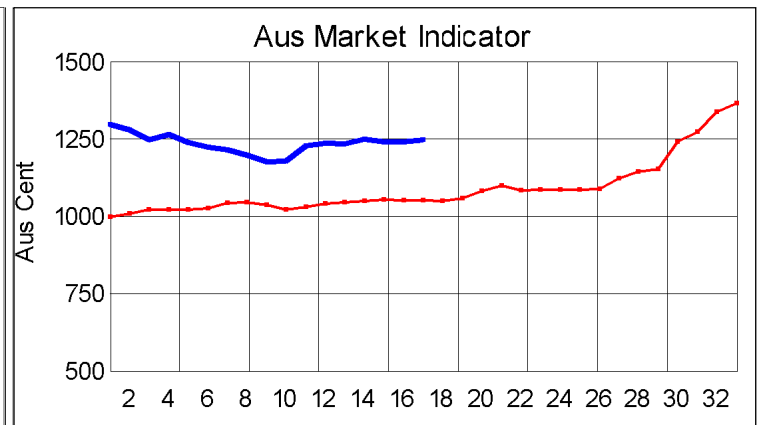
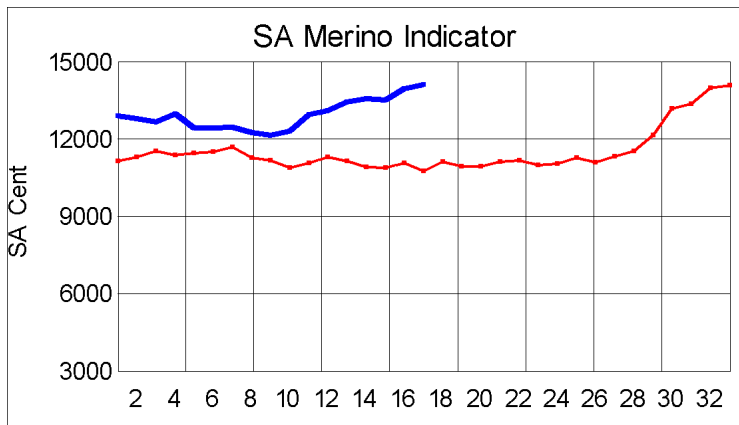
\* crossbred, coarse and coloured, inferior



## \* Seasonal Receipts Declared

2015/16 Declared Receipts: 15 November 2015 23,963,727.4  
 2015/16 Declared Receipts: 06 December 2015 27,666,736.3

Percentage Change (Year-on-Year): -0.34



Current Season █ Previous Season █

**Average Fleece Wool Prices (c/kg. clean)  
Spinners and Good Topmaking Styles (AWEX Types MF4 and MF5)**

Micron	100+mm	90mm	80mm	70mm	60mm	50mm	40mm	30mm	20mm	10mm
18.0			15557	16012	15061	14481	14264			
18.5			15345	15878	14945	14488	14342			
19.0			15239	15146	14844	14440	13863			
19.5			14723	14660	14333	14161	13401			
20.0			14451	14254	14252	13936	13257			
20.5			14305	14283	13969	13708	12899			
21.0			14268	14183	14124	13496	12877			
21.5				14149	13793	13365	12847			
22.0			14136	14044	13648					
22.5			14063							
23.0				14007						
23.5										
24.0										

\* Based on a minimum of 3 lots sold per category

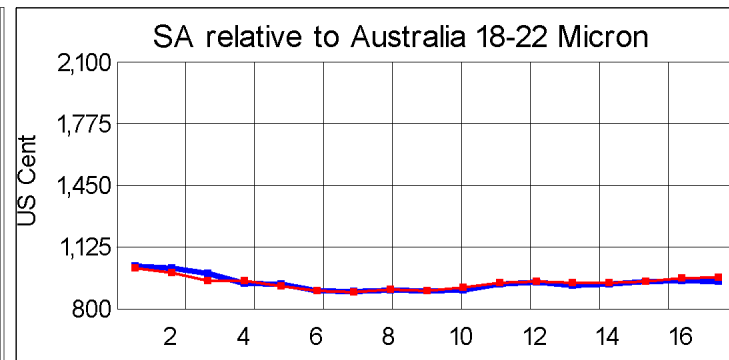
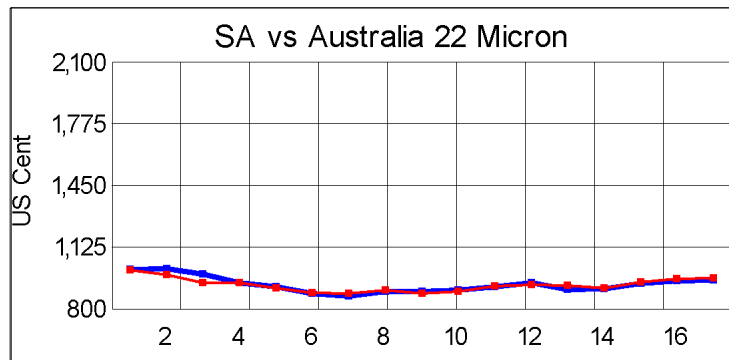
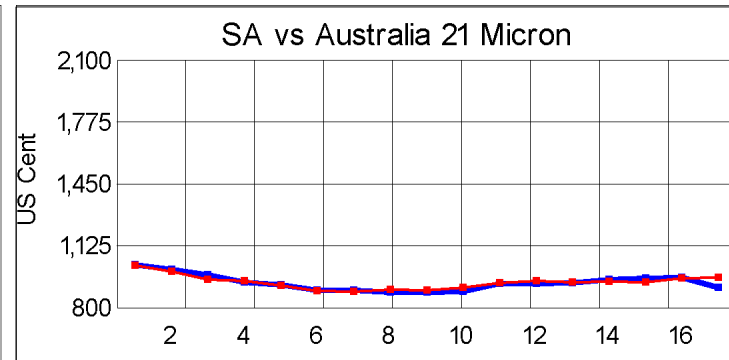
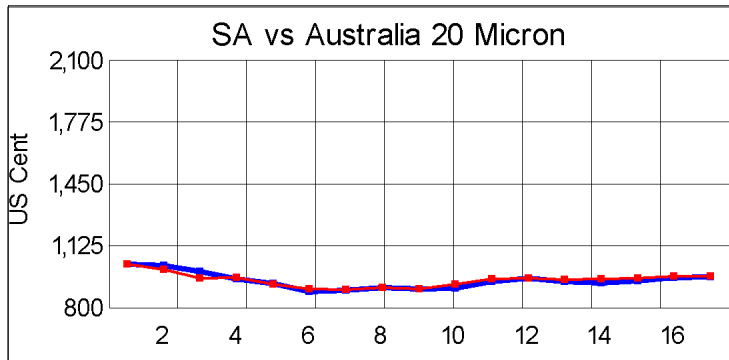
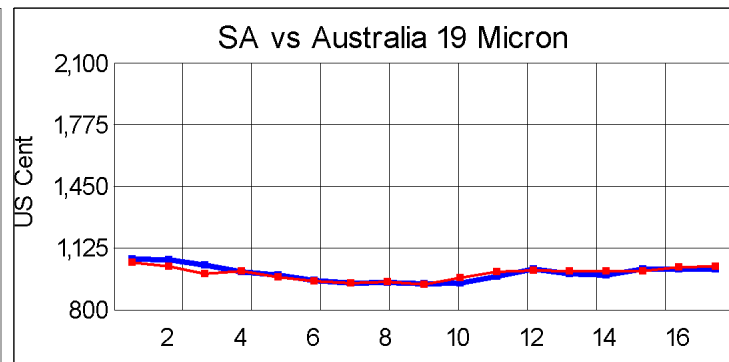
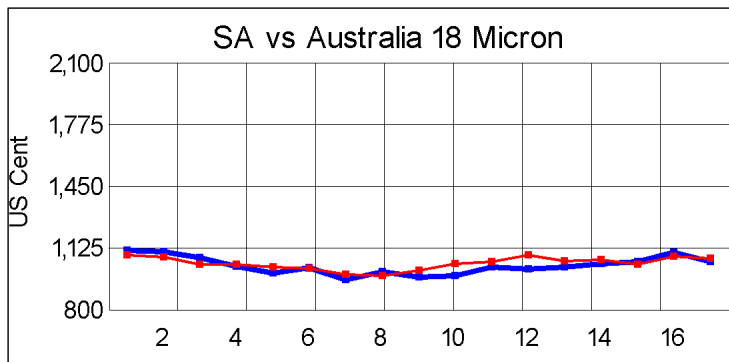
**Average Topmaking Styles (AWEX MF6)**

Micron	100+mm	90mm	80mm	70mm	60mm	50mm	40mm	30mm	20mm	10mm
18.0										
18.5										
19.0										
19.5						13596				
20.0				13838		13757				
20.5				13772	13744					
21.0				13408						
21.5				13684						
22.0				13405						
22.5										
23.0										
23.5										
24.0										

\* Based on a minimum of 3 lots sold per category

**Other Selected Types/Qualities**

	Long			Medium		
	19μ	20μ	21μ	19μ	20μ	21μ
<b>Good Quality</b>						
Lambswool	14567	13816	13761	13636	13845	13885
Bellies	13836	13428	10965	13288	13308	13122
Locks				12249	10702	
<b>Average Quality</b>						
Lambswool	14255	12767	12980	12568	12423	11295
Bellies	13516	13588	11933	12878	12601	13511
Locks				11755	11892	11277
<b>Inferior Quality</b>						
Fleecewool	14004	12911	13774		13359	
Lambswool		12276		13132	11940	
Bellies	11406	13467		12119	11994	11878
Locks	10639	10630	10400	11401	9663	9690



— SA in USc  
— Aus in USc

— SA in USc  
— Aus in USc

## Market Commentary

### WOOL MARKET TRADES HIGHER

Port Elizabeth - The wool market traded 1,2% higher this week and the Cape Wools Merino Indicator increased by 173 points to close at a value of R141,45 (Clean). On the Australian market, the indicator gained 0,6%. The Cape Wools All Wool Indicator strengthened by 0,8%.

Traders commented that the wool market's recent solid performance continued today and good demand from all customers drove the indicator to record levels, last seen during June 2015.

This week saw the rand at R14,58 to the US dollar. The rand weakened by 1,6% against the US dollar compared with the average rate at the previous sale. The Rand weakened against the Euro, trading at R15,93. The offering comprised of 14 203 bales of which 98,7% was sold. Major traders were G Modiano SA (4 499) Standard Wool SA (4 420), Lempriere SA (3 309), and Stucken & Co (1 059).

The average clean prices for the selection within the different categories good top-making (MF5), long fleeces were as follows: 18,0 microns gained 1,4% at R155,19/kg; 18,5 microns gained 2,7% at R152,50/kg; 19 microns increased 1,9% at R149,27/kg; 19,5 microns won 1,4% to close at R145,46/kg; 20 microns improved with 1,8% to close at R142,05/kg; 20,5 microns strengthened 1,7% to close at R140,54/kg; 21,0 microns rose 3,8% to close at R141,16/kg; 21,5 microns gained 2,9% to close at R140,90/kg and 22,0 microns gained 3,4% to close at R140,71/kg.

The next sale is scheduled for next year 13 January 2016.

\*The detailed Seasonal Receipts Declared Report can be viewed at [www.capewools.co.za](http://www.capewools.co.za)