

# National Weekly Wool Market Report

Season: 2015/2016

Sale Date: 01 & 02 December 2015



CAPE WOOLS SA

Tel: 27-41-4844301  
 Fax: 27-41-4846792  
 E-mail: stats@capewools.co.za  
 Website: www.capewools.co.za

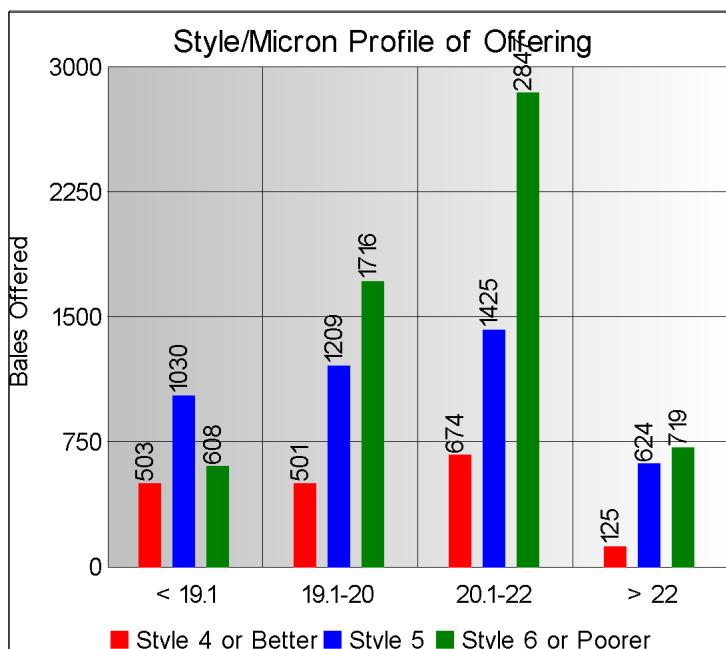
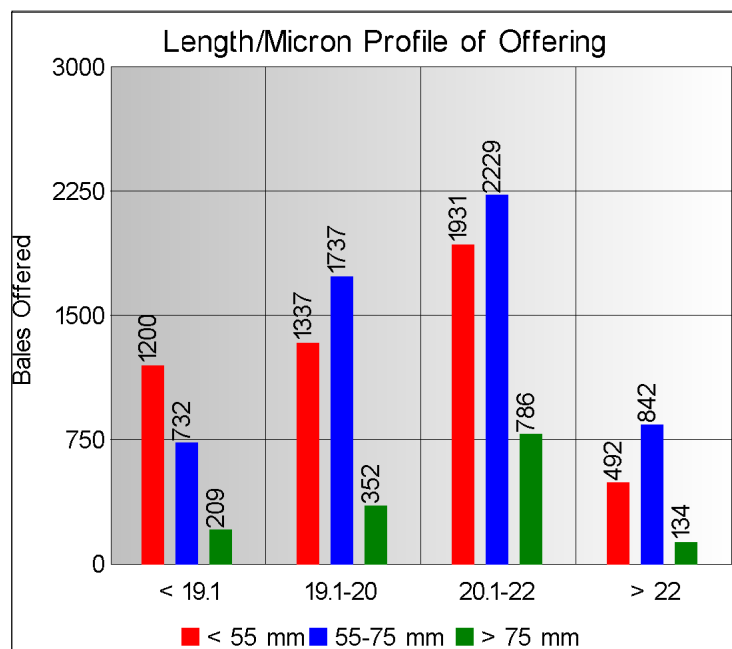
SA Merino Indicator				Buyers			
Indicator Unit	Current Sale	Last Sale	Change	Company	Bales Purchased This Week	% of Purchases	Total Bales Purchased This Season
# SA c/kg	13972	13540	3.2%	Standard Wool SA	3784	31.6%	41465
Ave. to date (15/16)	12888	12816	0.6%	Lempriere SA	3441	28.7%	36504
Ave. to date (14/15)	11255			G Modiano SA	3363	28.1%	37694
US c/kg	974	958	1.7%	Stucken & Co	962	8.0%	12520
Euro c/kg	918	913	0.5%	Segard Masurel SA	186	1.6%	9072
AWEX EMI	1242	1244	-0.2%	New England Wool SA	115	1.0%	2704
Exchange Rates				H Dawson Sons & Co			2725
Currency Unit	This Week	Previous Week	% Change	CMW Operations			5
R/USD	14.3519	14.1395	-1.5%	SAFIL SA			184
R/Euro	15.2248	14.8304	-2.7%				
R/AUD	10.5064	10.1952	-3.1%				
USD/AUD	0.7319	0.7209	-1.5%				

## Analysis of Offerings by Broker This Week (Bales)

Broker	Merino Fleeces	Merino Bellies	Merino Lambs	Merino Backs	Merino Locks	* Other	Total	% Sold
BKB	4665	550	643	14	504	1435	7811	98.9%
CMW	1427	489	290	312	8	302	2828	99.3%
JLW	81	12	8	8	11	11	131	99.2%
MAS	87	18	22	5	14	91	237	100.0%
QWB	112	11	40	1	20	582	766	97.3%
SBL	25	6	5	8	1	8	53	100.0%
VLW	85	22	23	10	0	15	155	98.1%
<b>Total</b>	<b>6482</b>	<b>1108</b>	<b>1031</b>	<b>358</b>	<b>558</b>	<b>2444</b>	<b>11981</b>	<b>98.9%</b>

# SA Merino Indicator includes Merino types comparable to international indicators.  
 ## Cape Wools All Wool Indicator, includes all white wool sold at auction.

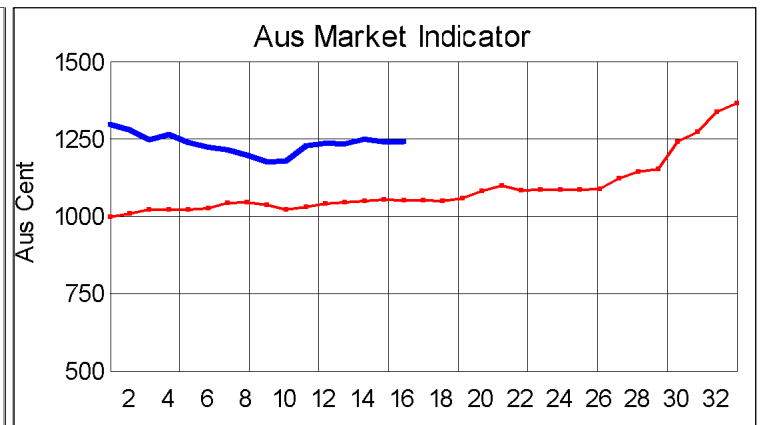
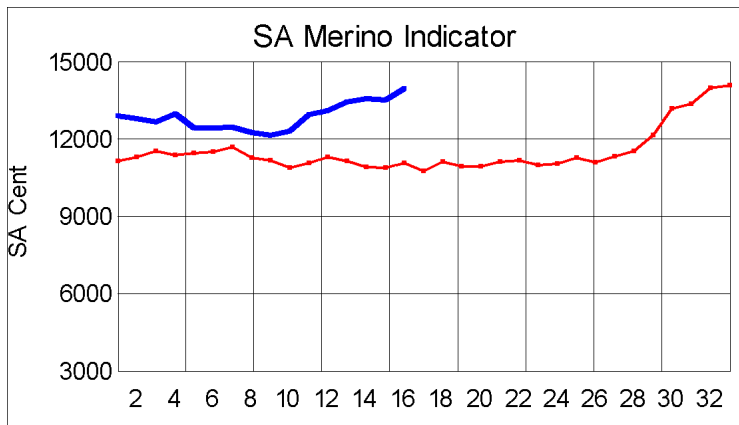
\* crossbred, coarse and coloured, inferior



## \* Seasonal Receipts Declared

2015/16 Declared Receipts: 08 November 2015 21,613,354.0  
 2015/16 Declared Receipts: 29 November 2015 26,097,206.4

Percentage Change (Year-on-Year) : -2.63



Current Season █ Previous Season █

**Average Fleece Wool Prices (c/kg. clean)**  
**Spinners and Good Topmaking Styles (AWEX Types MF4 and MF5)**

Micron	100+mm	90mm	80mm	70mm	60mm	50mm	40mm	30mm	20mm	10mm
18.0			15615	15746	14542	14433	14104			
18.5			15088	15023	15115	14355	14098			
19.0			14947	14697	14805	14169	13813	13155		
19.5			14390	14582	14218	14045	13363			
20.0			14192	14178	13963	13786	13146			
20.5			14115	13841	13893	13458	13189			
21.0			14010	13887	13705	13412				
21.5			13859	13826	13651					
22.0				13842	13618					
22.5			13675		13115					
23.0										
23.5										
24.0										

\* Based on a minimum of 3 lots sold per category

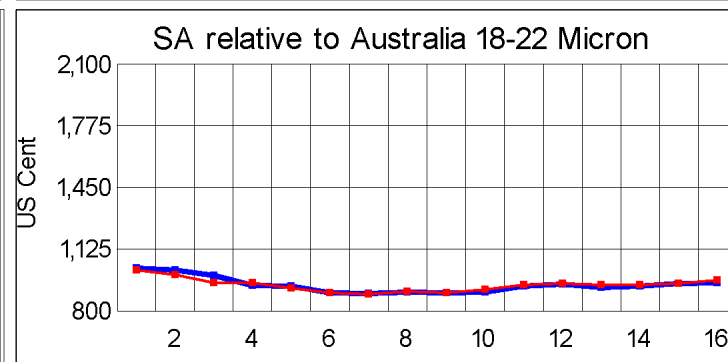
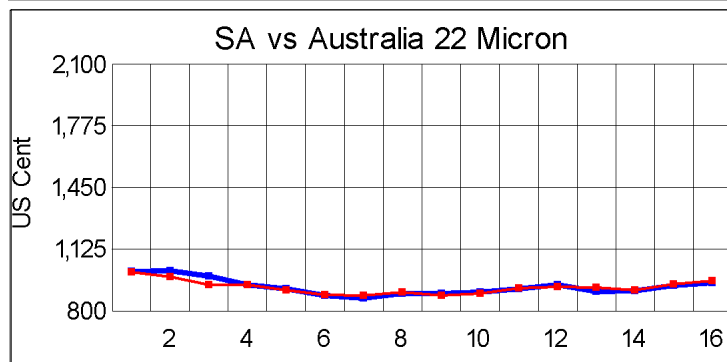
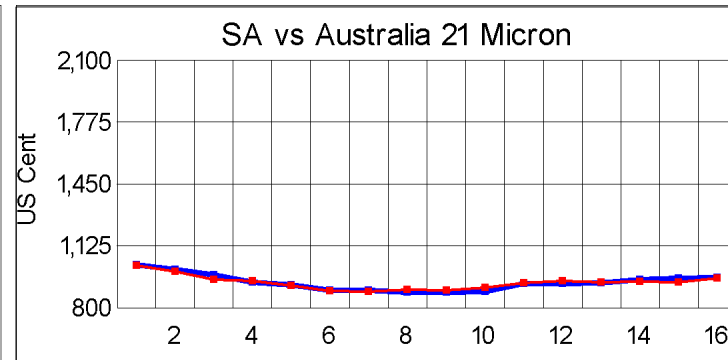
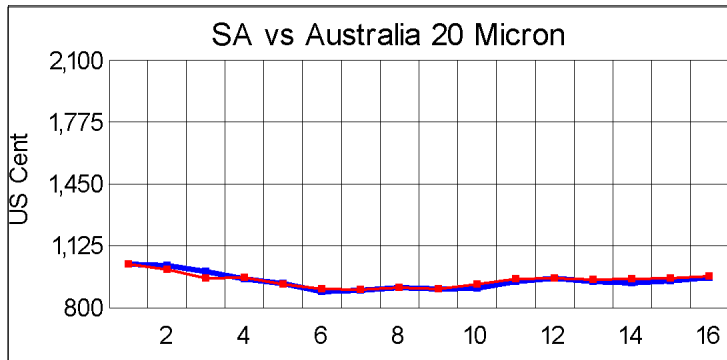
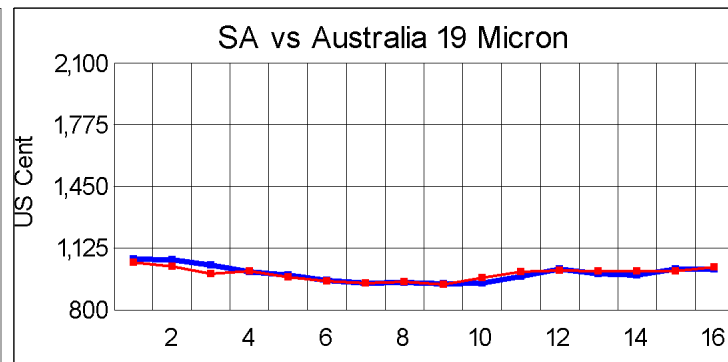
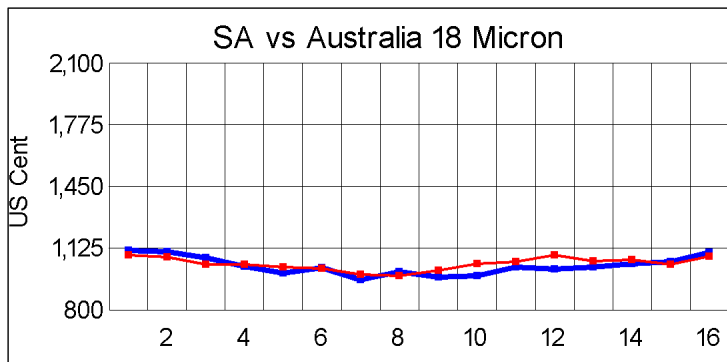
**Average Topmaking Styles (AWEX MF6)**

Micron	100+mm	90mm	80mm	70mm	60mm	50mm	40mm	30mm	20mm	10mm
18.0										
18.5										
19.0						13800				
19.5				13605	13757		12683			
20.0				12640	13452	13411				
20.5				13615	13235	13269				
21.0				13395	13468	12707				
21.5			13685	13459	13506					
22.0					12985					
22.5										
23.0										
23.5										
24.0										

\* Based on a minimum of 3 lots sold per category

**Other Selected Types/Qualities**

	Long			Medium		
	19μ	20μ	21μ	19μ	20μ	21μ
<b>Good Quality</b>						
Lambswool	14420	13934	13705	13577	12153	13017
Bellies	13749	13181		13084	12713	12042
Locks				12780	11975	
<b>Average Quality</b>						
Lambswool	14480	13328	12870	13467	12835	12504
Bellies		13038	12985	12752	12733	11887
Locks				11984	12067	10108
<b>Inferior Quality</b>						
Fleecewool	13764	13496	13468	13104	11034	
Lambswool				12536		
Bellies		12856	11793	12428	12209	11187
Locks	11607	9598		11580	10618	9928



— SA in USc  
— Aus in USc

— SA in USc  
— Aus in USc

## Market Commentary

### WOOL MARKET TRADES HIGHER

Port Elizabeth - The wool market traded 3,2% higher this week and the Cape Wools Merino Indicator increased by 432 points to close at a value of R139,72 (Clean). On the Australian market, the indicator lost 0,2%. The Cape Wools All Wool Indicator strengthened by 3,4%.

Traders commented that the firm demand for wool simplified trading and supported the price increase. During the pre-festive period a large quantity of wool is traded and the solid demand for the better quality long wool is encouraging.

This week saw the rand at R14,35 to the US dollar. The rand weakened by 1,5% against the US dollar compared with the average rate at the previous sale. The Rand weakened against the Euro, trading at R15,22. The offering comprised of 11 981 bales of which 98,9% was sold. Major traders were Standard Wool SA (3 784), Lempriere SA (3 441) G Modiano SA (3 363), and Stucken & Co (962).

The average clean prices for the selection within the different categories good top-making (MF5), long fleeces were as follows: 18,0 microns gained 3,9% at R153,07/kg; 18,5 microns gained 1,3% at R148,56/kg; 19 microns increased 3,1% at R146,55/kg; 19,5 microns won 5,1% to close at R143,48/kg; 20 microns improved with 2,7% to close at R139,48/kg; 20,5 microns strengthened 3,6% to close at R138,13/kg; 21,0 microns rose 2,8% to close at R135,94/kg; 21,5 microns gained 3,3% to close at R136,95/kg and 22,0 microns gained 3,1% to close at R136,08/kg.

The next sale is scheduled for 09 December where approximately ±14 210 bales will be on offer.

\*The detailed Seasonal Receipts Declared Report can be viewed at [www.capewools.co.za](http://www.capewools.co.za)