

National Weekly Wool Market Report

Season: 2015/2016

Sale Date: 24 & 25 November 2015



CAPE WOOLS SA

Tel: 27-41-4844301

Fax: 27-41-4846792

E-mail: stats@capewools.co.za

Website: www.capewools.co.za

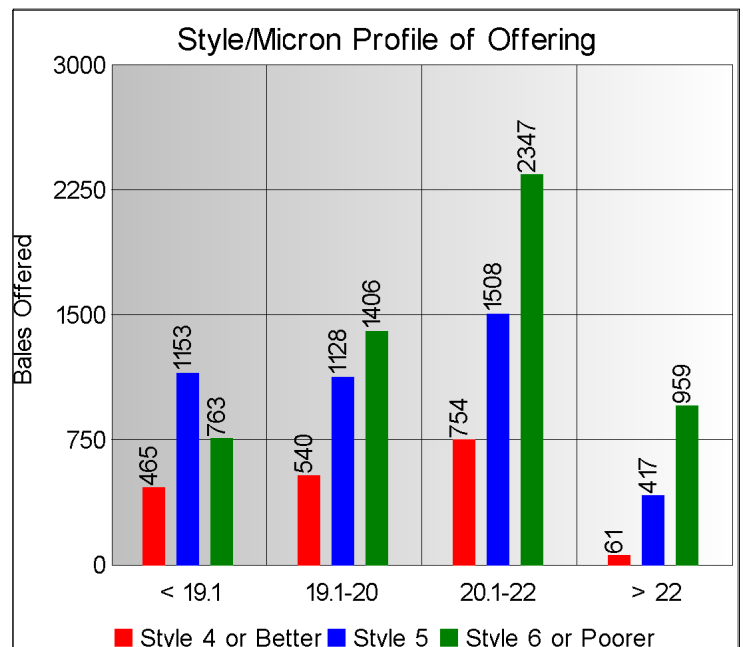
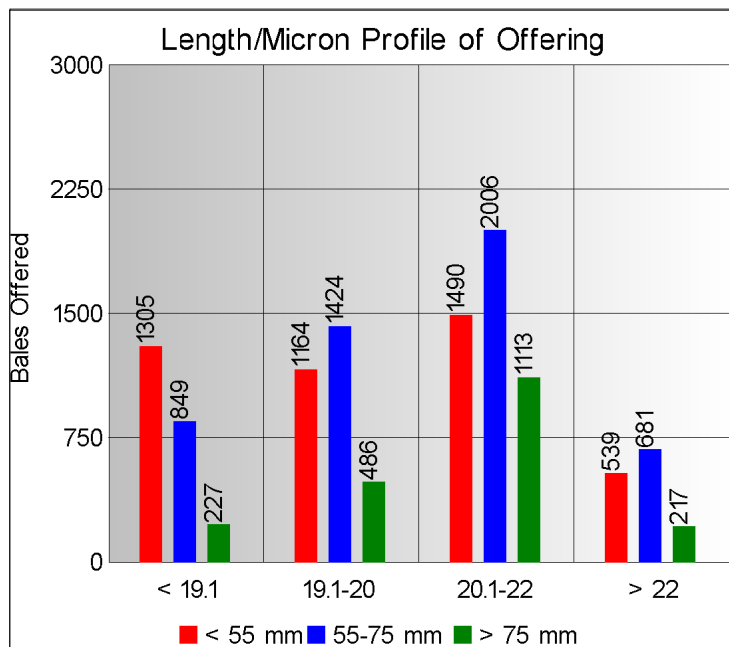
SA Merino Indicator				Buyers			
Indicator Unit	Current Sale	Last Sale	Change	Company	Bales Purchased This Week	% of Purchases	Total Bales Purchased This Season
# SA c/kg	13540	13581	-0.3%	Standard Wool SA	3263	28.4%	37676
Ave. to date (15/16)	12816	12764	0.4%	G Modiano SA	3236	28.1%	34342
Ave. to date (14/15)	11266			Lempriere SA	2679	23.3%	33013
US c/kg	958	955	0.3%	Stucken & Co	1113	9.7%	11542
Euro c/kg	913	891	2.4%	Segard Masurel SA	800	7.0%	8885
AWEX EMI	1244	1252	-0.6%	New England Wool SA	142	1.2%	2589
Exchange Rates				H Dawson Sons & Co	96	0.8%	2725
Currency Unit	This Week	Previous Week	% Change	CMW Operations			5
R/USD	14.1395	14.2241	0.6%	SAFIL SA			184
R/Euro	14.8304	15.2373	2.7%				
R/AUD	10.1952	10.1019	-0.9%				
USD/AUD	0.7209	0.7100	-1.5%				

Analysis of Offerings by Broker This Week (Bales)

Broker	Merino Fleeces	Merino Bellies	Merino Lambs	Merino Backs	Merino Locks	* Other	Total	% Sold
BKB	3568	468	673	46	364	1643	6762	98.8%
CMW	1395	463	344	250	6	191	2649	97.5%
JLW	81	12	8	6	10	43	160	96.9%
MAS	247	51	88	48	44	179	657	97.7%
QWB	250	33	118	27	45	77	550	99.8%
SBL	103	20	53	4	7	17	204	100.0%
VLW	288	82	41	35	32	41	519	99.4%
Total	5932	1129	1325	416	508	2191	11501	98.5%

SA Merino Indicator includes Merino types comparable to international indicators.
Cape Wools All Wool Indicator, includes all white wool sold at auction.

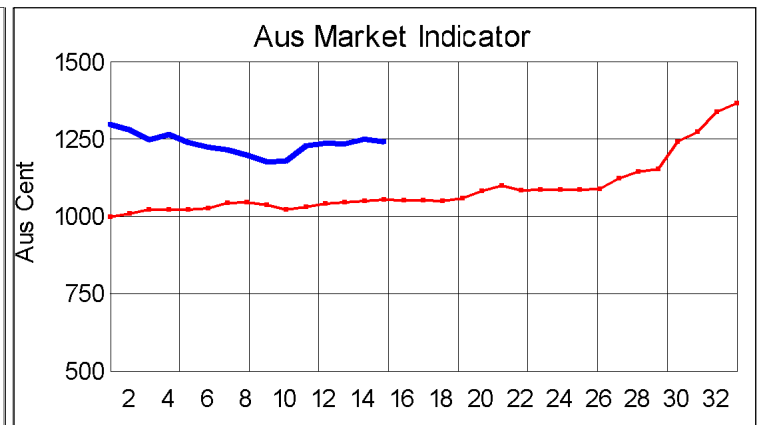
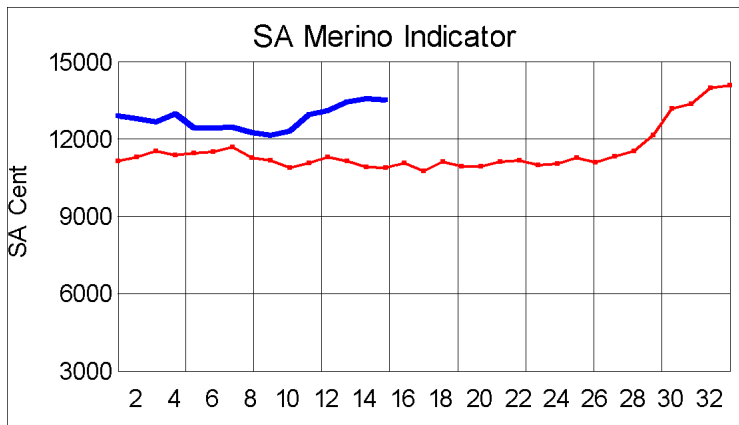
* crossbred, coarse and coloured, inferior



* Seasonal Receipts Declared

2015/16 Declared Receipts: 01 November 2015 20,014,667.6
2015/16 Declared Receipts: 22 November 2015 24,940,091.6

Percentage Change (Year-on-Year): -4.30



Current Season █ Previous Season █

**Average Fleece Wool Prices (c/kg. clean)
Spinners and Good Topmaking Styles (AWEX Types MF4 and MF5)**

Micron	100+mm	90mm	80mm	70mm	60mm	50mm	40mm	30mm	20mm	10mm
18.0			15344	14804	14110	13975	13593			
18.5			14960	14837	14420		13562			
19.0			14611	14499	14068	13853				
19.5			14095	14063	13666	13411	13159			
20.0			13757	13710	13610	13462				
20.5			13718	13458	13468	12881	12632			
21.0		13558	13662	13378	13428	12901	12512			
21.5			13513	13341		13036	13146			
22.0										
22.5			13105	13225						
23.0										
23.5										
24.0										

* Based on a minimum of 3 lots sold per category

Average Topmaking Styles (AWEX MF6)

Micron	100+mm	90mm	80mm	70mm	60mm	50mm	40mm	30mm	20mm	10mm
18.0										
18.5										
19.0										
19.5						13188				
20.0				12835						
20.5					12746					
21.0				13103						
21.5										
22.0										
22.5										
23.0										
23.5										
24.0										

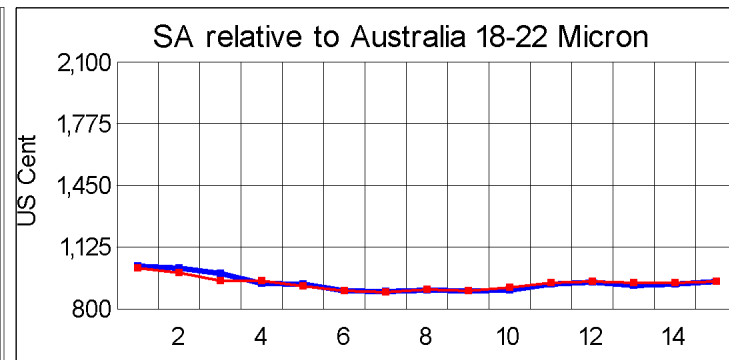
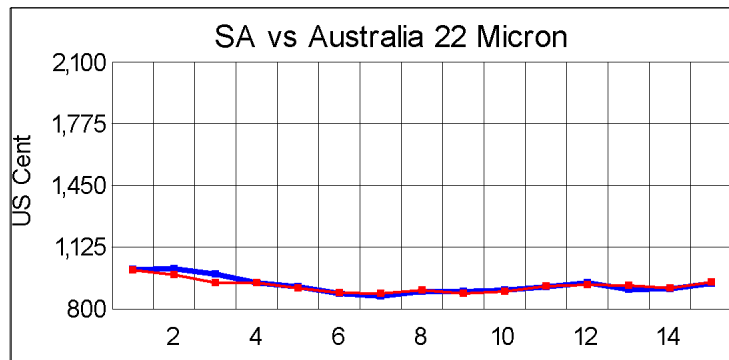
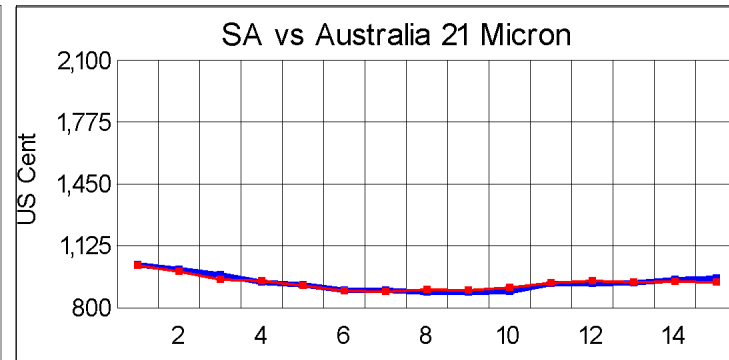
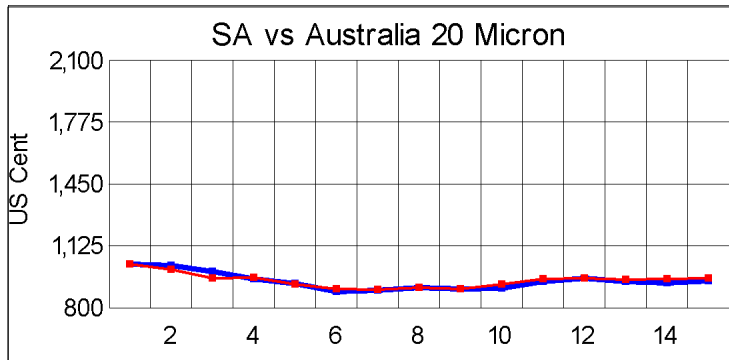
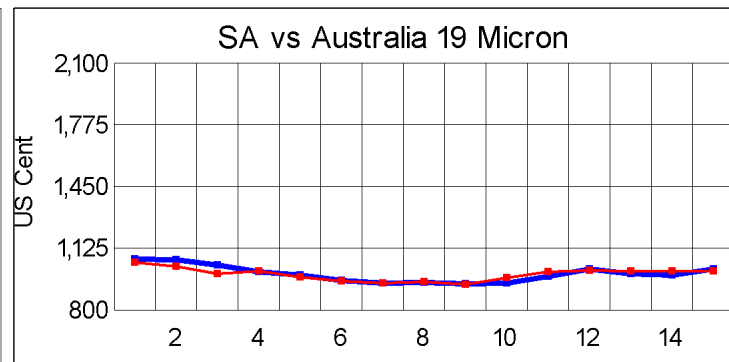
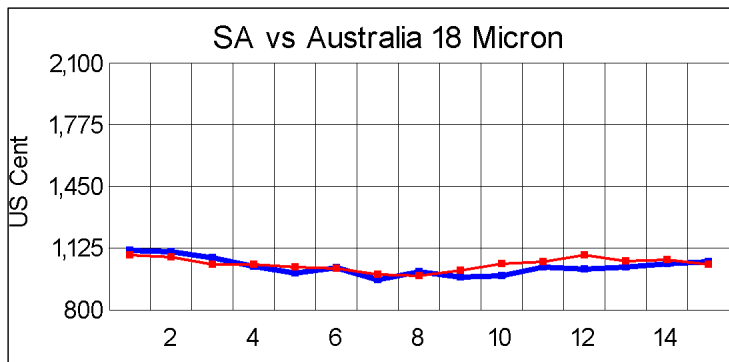
* Based on a minimum of 3 lots sold per category

Other Selected Types/Qualities

Long

Medium

	19μ	20μ	21μ	19μ	20μ	21μ
Good Quality						
Lambswool	14110	13199	12915	13045	13049	12336
Bellies	13294	13231	12575	13164	12742	11848
Locks				11747		
Average Quality						
Lambswool	13407	12482	12510	12123	11960	
Bellies	12551	12323	11556	12104	11651	11256
Locks				10632	11095	
Inferior Quality						
Fleecewool	13086	12911	12544	12279	11826	12406
Lambswool	13260	11515			11039	
Bellies	13452	11880	11479	11296	10906	11138
Locks	9093	9411	10372	10445	10041	9438



— SA in USc
— Aus in USc

— SA in USc
— Aus in USc

Market Commentary

WOOL MARKET UNCHANGED

Port Elizabeth - The wool market dropped by 0,3% this week and the Cape Wools Merino Indicator decreased by 41 points to close at a value of R135,40 (Clean). On the Australian market, the indicator lost 0,6%. The Cape Wools All Wool Indicator weakened with 0,2%.

This week's interest rate hike supported the Rand and brought a measure of stability to the SA forex market. Traders commented that as a result the wool trade benefited. The price of wool remained largely unchanged with stronger and less sought after wool trading slightly lower on the day.

This week saw the rand at R14,14 to the US dollar. The rand strengthened by 0,6% against the US dollar compared with the average rate at the previous sale. The Rand strengthened against the Euro, trading at R14,83. The offering comprised of 11 501 bales of which 98,5% was sold. Major traders were Standard Wool SA (3 263), G Modiano SA (3 236), Lempriere SA (2 679) and Stucken & Co (1 113).

The average clean prices for the selection within the different categories good top-making (MF5), long fleeces were as follows: 18,5 microns remained unchanged at R146,70/kg; 19 microns unchanged at R142,12/kg; 19,5 microns lost 1,7% to close at R136,55/kg; 20 microns declined with 0,1% to close at R135,85/kg; 20,5 microns softened 0,9% to close at R133,30/kg; 21,0 microns lost 1,8% to close at R132,23/kg; 21,5 microns gained 0,4% to close at R132,53/kg and 22,0 microns gained 1,6% to close at R132,01/kg.

The next sale is scheduled for 02 December where approximately ±12 290 bales will be on offer.

*The detailed Seasonal Receipts Declared Report can be viewed at www.capewools.co.za