

# National Weekly Wool Market Report

Season: 2012/2013

Sale Date: 21&22 May 2013



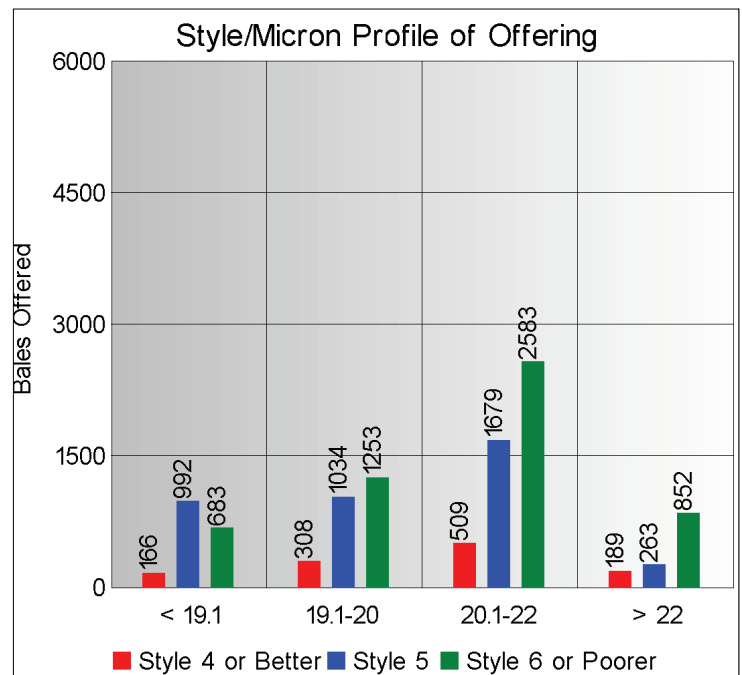
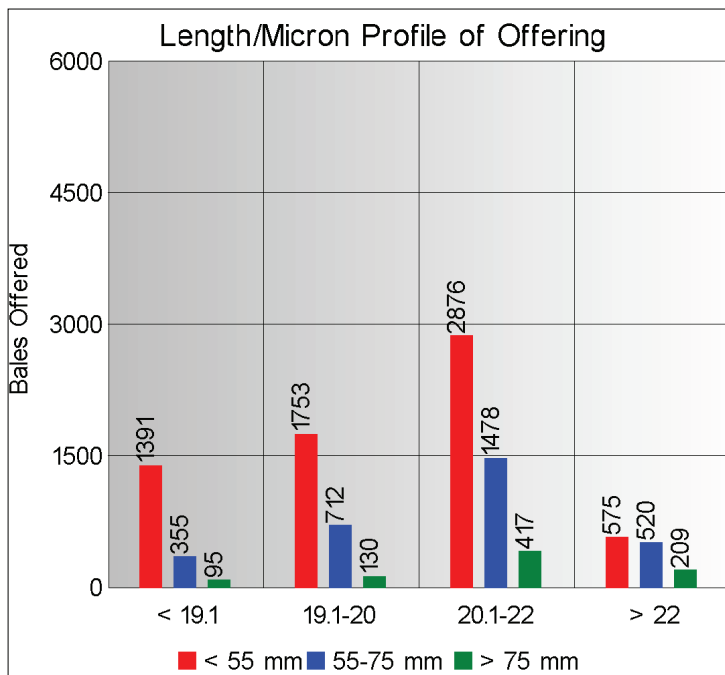
Tel: 27-41-4844301  
 Fax: 27-41-4846792  
 E-mail: stats@capewools.co.za  
 Website: www.capewools.co.za

| Market Indicators    |              |               |          | Buyers              |                           |                |                                   |
|----------------------|--------------|---------------|----------|---------------------|---------------------------|----------------|-----------------------------------|
| Indicator Unit       | Current Sale | Last Sale     | Change   | Company             | Bales Purchased This Week | % of Purchases | Total Bales Purchased This Season |
| SA c/kg              | 10714        | 9922          | 8.0%     | Standard Wool SA    | 3521                      | 33.5%          | 84321                             |
| Ave. to date (12/13) | 10240        | 10225         | 0.2%     | Lempriere SA        | 2708                      | 25.8%          | 63340                             |
| Ave. to date (11/12) | 9883         |               |          | Stucken & Co        | 1385                      | 13.2%          | 46969                             |
| US c/kg              | 1126         | 1099          | 2.5%     | G Modiano SA        | 1185                      | 11.3%          | 69801                             |
| Euro c/kg            | 872          | 838           | 4.0%     | Infinite Wool SA    | 814                       | 7.7%           | 7168                              |
| AWEX EMI             | 1040         | 980           | 6.1%     | Segard Masurel SA   | 499                       | 4.8%           | 17914                             |
| Exchange Rates       |              |               |          | H Dawson Sons & Co  | 229                       | 2.2%           | 2072                              |
| Currency Unit        | This Week    | Previous Week | % Change | Chargeurs Wool SA   | 95                        | 0.9%           | 1683                              |
| R/USD                | 9.5112       | 9.0321        | -5.3%    | New England Wool SA |                           |                | 1206                              |
| R/Euro               | 12.2931      | 11.8398       | -3.8%    |                     |                           |                |                                   |
| R/AUD                | 9.2893       | 9.2042        | -0.9%    |                     |                           |                |                                   |
| USD/AUD              | 0.9762       | 1.0195        | 4.2%     |                     |                           |                |                                   |

## Analysis of Offerings by Broker This Week (Bales)

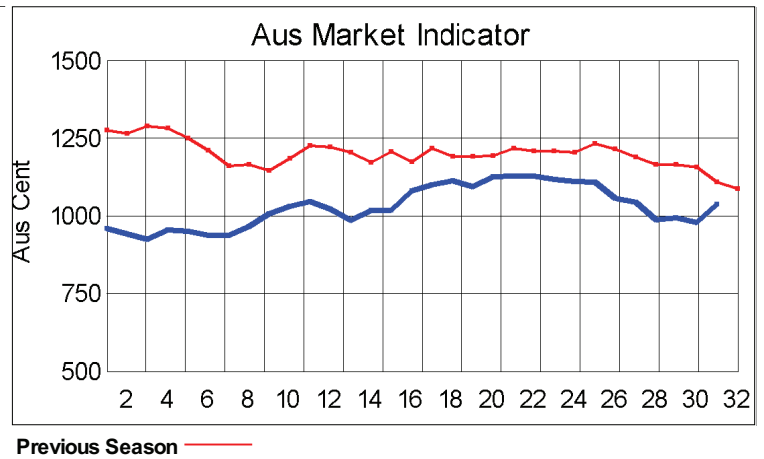
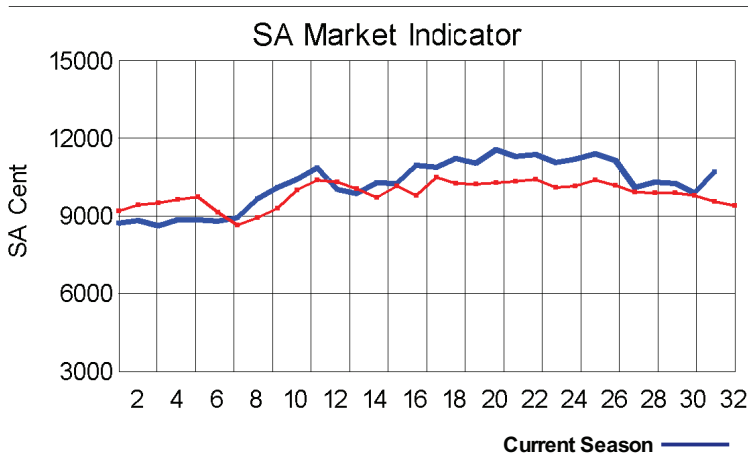
| Broker       | Merino Fleeces | Merino Bellies | Merino Lambs | Merino Backs | Merino Locks | * Other     | Total        | % Sold       |
|--------------|----------------|----------------|--------------|--------------|--------------|-------------|--------------|--------------|
| BKB          | 2906           | 445            | 782          | 210          | 542          | 2078        | 6963         | 99.2%        |
| CMW          | 1092           | 337            | 327          | 187          | 244          | 318         | 2505         | 99.2%        |
| JLW          | 40             | 9              | 111          | 0            | 20           | 13          | 193          | 100.0%       |
| MAS          | 188            | 47             | 78           | 4            | 10           | 108         | 435          | 100.0%       |
| SBL          | 117            | 22             | 10           | 11           | 36           | 54          | 250          | 100.0%       |
| VLW          | 85             | 14             | 40           | 4            | 6            | 16          | 165          | 100.0%       |
| <b>Total</b> | <b>4428</b>    | <b>874</b>     | <b>1348</b>  | <b>416</b>   | <b>858</b>   | <b>2587</b> | <b>10511</b> | <b>99.3%</b> |

\* Crossbred types, Coarse and Coloured and Inferior



## Receipts 2012/2013 Season

Season to Date (Kg.) 47,870,614.7      Previous Season to Date 43,543,419.4      Percentage Change: 9.94%



**Average Fleece Wool Prices (c/kg. clean)**

**Spinners and Good Topmaking Styles (AWEX Types MF4 and MF5)**

| Micron | 100+mm | 90mm | 80mm  | 70mm  | 60mm  | 50mm  | 40mm  | 30mm | 20mm | 10mm |
|--------|--------|------|-------|-------|-------|-------|-------|------|------|------|
| 18.0   |        |      |       |       |       | 11563 | 11083 |      |      |      |
| 18.5   |        |      |       | 11383 | 11117 |       | 10107 |      |      |      |
| 19.0   |        |      |       | 11293 | 10804 | 10720 | 9898  | 7223 |      |      |
| 19.5   |        |      | 11287 | 11096 | 10762 | 10276 | 9674  |      |      |      |
| 20.0   |        |      | 11020 | 10865 | 10681 | 10081 | 9278  | 7938 |      |      |
| 20.5   |        |      | 10962 | 10725 | 10694 | 10099 | 8677  | 7062 |      |      |
| 21.0   |        |      | 10902 | 10733 | 10391 | 10007 |       |      |      |      |
| 21.5   |        |      | 10871 | 10608 | 10357 | 9858  | 8736  |      |      |      |
| 22.0   |        |      |       | 10711 | 10366 | 9689  |       |      |      |      |
| 22.5   |        |      |       | 10627 | 9954  |       |       |      |      |      |
| 23.0   |        |      |       |       |       |       |       |      |      |      |
| 23.5   |        |      |       |       |       | 10206 |       |      |      |      |
| 24.0   |        |      |       |       |       |       |       |      |      |      |

\* Based on a minimum of 3 lots sold per category

**Average Topmaking Styles (AWEX MF6)**

| Micron | 100+mm | 90mm | 80mm  | 70mm  | 60mm  | 50mm  | 40mm  | 30mm | 20mm | 10mm |
|--------|--------|------|-------|-------|-------|-------|-------|------|------|------|
| 18.0   |        |      |       |       |       |       |       |      |      |      |
| 18.5   |        |      |       |       |       |       | 10536 |      |      |      |
| 19.0   |        |      |       |       |       |       | 9471  |      |      |      |
| 19.5   |        |      |       |       |       |       |       |      |      |      |
| 20.0   |        |      |       | 11017 | 10582 | 10243 | 9276  |      |      |      |
| 20.5   |        |      |       |       | 10332 | 9790  | 8087  |      |      |      |
| 21.0   |        |      |       |       |       |       | 8205  |      |      |      |
| 21.5   |        |      | 10458 |       |       |       | 7889  |      |      |      |
| 22.0   |        |      |       |       |       | 9067  |       |      |      |      |
| 22.5   |        |      |       |       |       |       |       |      |      |      |
| 23.0   |        |      |       |       |       |       |       |      |      |      |
| 23.5   |        |      |       |       |       |       |       |      |      |      |
| 24.0   |        |      |       |       |       |       |       |      |      |      |

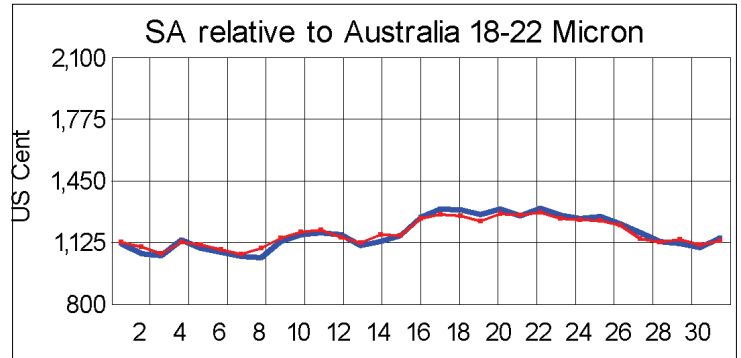
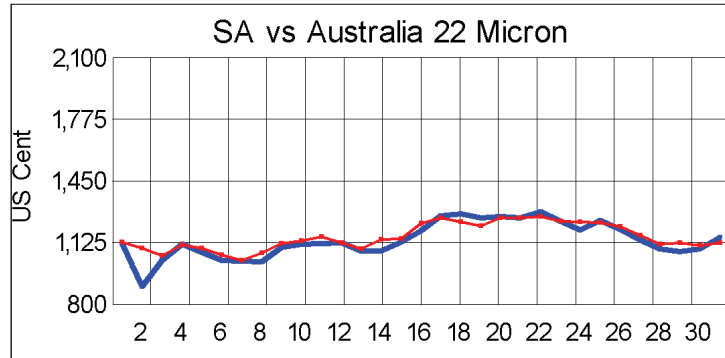
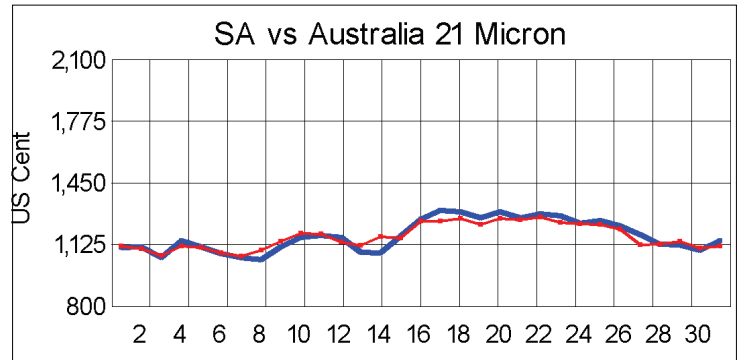
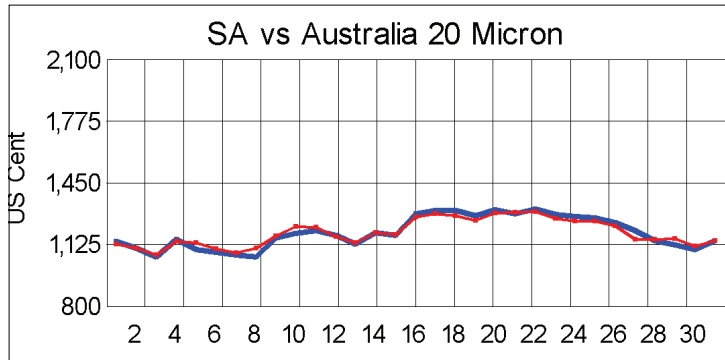
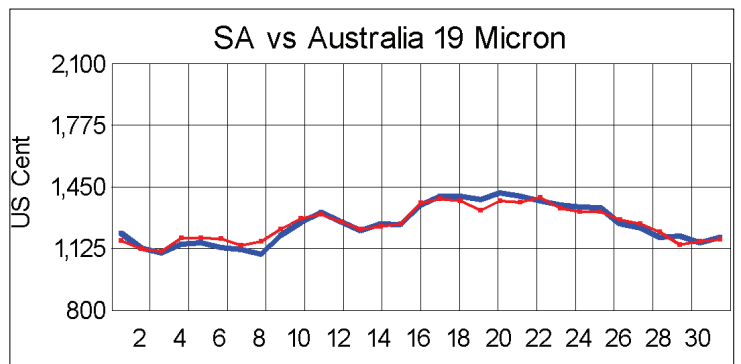
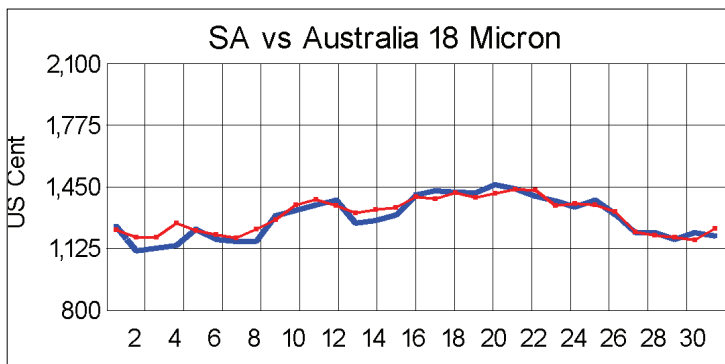
\* Based on a minimum of 3 lots sold per category

**Other Selected Types/Qualities**

**Long**

**Medium**

|                         | 19μ   | 20μ   | 21μ   | 19μ   | 20μ  | 21μ   |
|-------------------------|-------|-------|-------|-------|------|-------|
| <b>Good Quality</b>     |       |       |       |       |      |       |
| Lambswool               | 11098 | 10809 | 10893 | 10289 | 9873 | 10164 |
| Bellies                 | 11006 | 10450 |       | 10046 | 9358 | 9962  |
| Locks                   |       | 8234  |       | 8534  | 8618 |       |
| <b>Average Quality</b>  |       |       |       |       |      |       |
| Lambswool               | 11348 | 10374 | 9427  | 9843  | 9210 | 7839  |
| Bellies                 | 10703 | 10161 | 10128 | 9704  | 8957 | 9277  |
| Locks                   |       |       |       | 8456  | 7392 | 6327  |
| <b>Inferior Quality</b> |       |       |       |       |      |       |
| Fleecewool              | 10792 | 10682 | 10742 | 10533 | 8946 | 9345  |
| Lambswool               | 10475 | 9078  |       | 9219  |      | 10848 |
| Bellies                 |       |       |       | 9988  | 8520 | 7658  |
| Locks                   |       | 5832  | 3505  | 5943  | 5536 | 5413  |



— SA in USc  
— Aus in USc

— SA in USc  
— Aus in USc

## Market Commentary

### WEAK RAND BOOSTS WOOL PRICES

**Port Elizabeth:** Wool prices rose sharply at this week's sale, the penultimate sale of the season, following the substantial fall in the value of the rand and the Cape Wools Merino indicator gained 8% on the previous sale a fortnight ago to close at R107,14/kg clean.

The rand fell to a fresh four-year low against the US dollar as labour tensions and a stronger dollar triggered renewed investors fears over the current account deficit. The average rate of the rand to the dollar was R9,51 compared with an average of R9,03 at the previous sale. At R12,29 it was 3,8% weaker against the euro.

It was a fairly big offering, comprising 10 511 bales of which 99% was sold.

Major buyers were Standard Wool (3 521 bales), Lempriere SA (2 708 bales), Stucken & Co (1 385 bales), and Modiano (1 185 bales).

Prices of all types were substantially higher. The finer wool posted the biggest increases.

The average clean prices for the different categories good top-making (MF5), long fleeces (80-90 mm) were as follows: 18 microns gained 10,9% to R117,38/kg, 18,5 microns rose by 9,4% to R115,70/kg, 19 microns were 6,1% dearer at R111,73/kg, 19,5 microns were up 8,3% to R110,91/kg, 20,5 microns increased by 8,7% to R109,49/kg, 21,5 microns were up 7,2% to R107,14/kg, and 22 microns were 6,7% dearer to close at R107,11/kg.

No sale has been scheduled for next week. The final sale of the season takes place on 6 June when approximately 13 000 bales will be on offer.