

National Weekly Wool Market Report

Season: 2015/2016

Sale Date: 17 & 18 November 2015



CAPE WOOLS SA

Tel: 27-41-4844301
 Fax: 27-41-4846792
 E-mail: stats@capewools.co.za
 Website: www.capewools.co.za

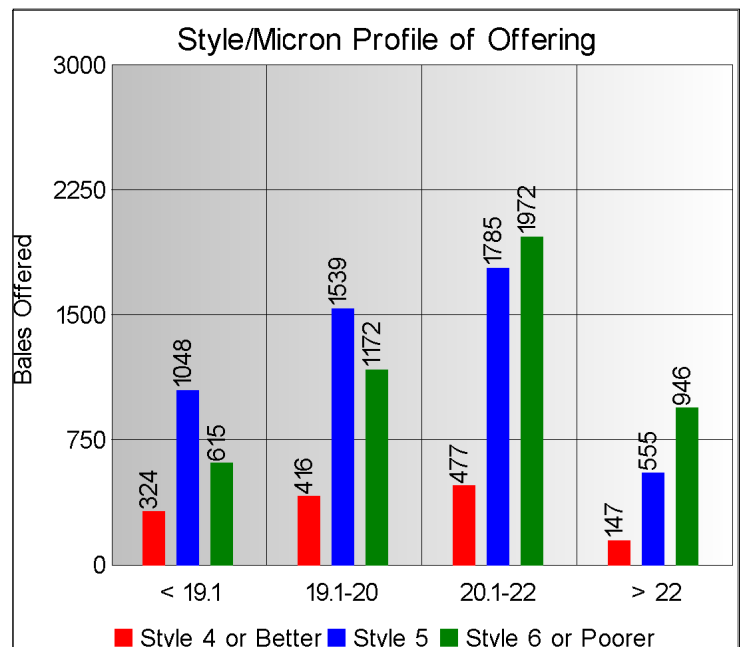
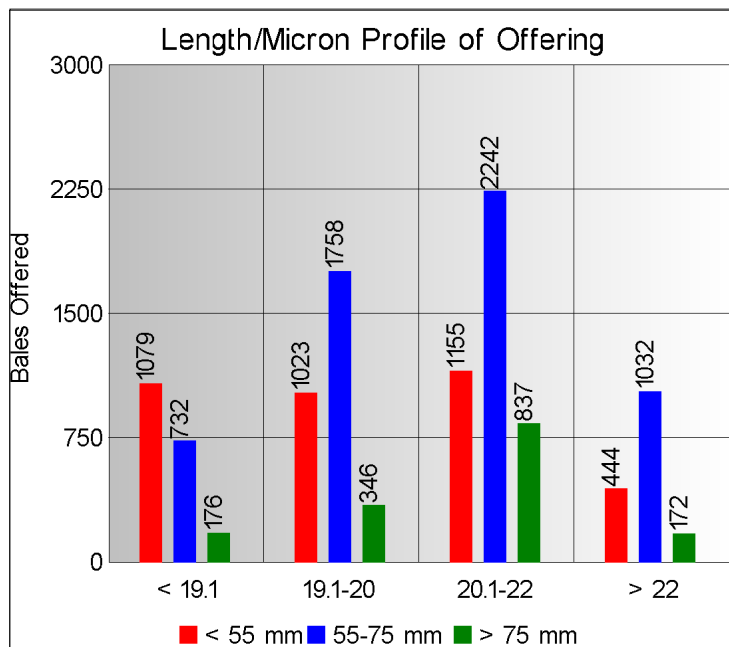
SA Merino Indicator				Buyers			
Indicator Unit	Current Sale	Last Sale	Change	Company	Bales Purchased This Week	% of Purchases	Total Bales Purchased This Season
# SA c/kg	13581	13462	0.9%	Standard Wool SA	3682	33.5%	34412
Ave. to date (15/16)	12764	12702	0.5%	G Modiano SA	3038	27.6%	31106
Ave. to date (14/15)	11291			Lempriere SA	2264	20.6%	30334
US c/kg	955	949	0.7%	Stucken & Co	798	7.3%	10429
Euro c/kg	891	883	0.9%	Segard Masurel SA	729	6.6%	8085
AWEX EMI	1252	1237	1.2%	H Dawson Sons & Co	250	2.3%	2629
Exchange Rates				New England Wool SA	67	0.6%	2447
Currency Unit	This Week	Previous Week	% Change	CMW Operations			5
R/USD	14.2241	14.1912	-0.2%	SAFIL SA			184
R/Euro	15.2373	15.2383	0.0%				
R/AUD	10.1019	10.0295	-0.7%				
USD/AUD	0.7100	0.7068	-0.5%				

Analysis of Offerings by Broker This Week (Bales)

Broker	Merino Fleeces	Merino Bellies	Merino Lambs	Merino Backs	Merino Locks	* Other	Total	% Sold
BKB	4784	624	917	98	450	876	7749	98.2%
CMW	1910	482	306	304	1	244	3247	99.1%
MAS	0	0	0	0	0	0	0	
QWB	0	0	0	0	0	0	0	
SBL	0	0	0	0	0	0	0	
VLW	0	0	0	0	0	0	0	
Total	6694	1106	1223	402	451	1120	10996	98.5%

SA Merino Indicator includes Merino types comparable to international indicators.
 ## Cape Wools All Wool Indicator, includes all white wool sold at auction.

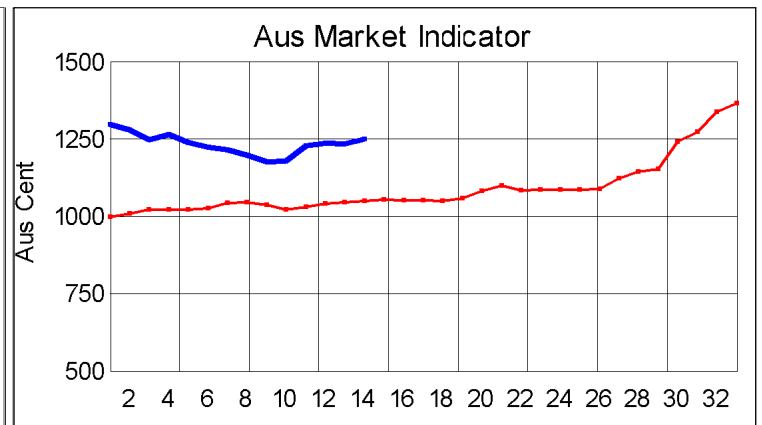
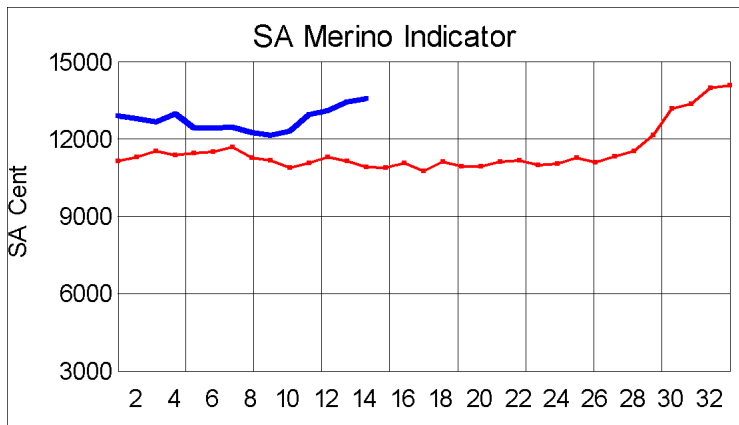
* crossbred, coarse and coloured, inferior



* Seasonal Receipts Declared

2015/16 Declared Receipts: 25 October 2015 17,986,306.0
 2015/16 Declared Receipts: 15 November 2015 22,798,882.0

Percentage Change (Year-on-Year) : -5.25



Current Season █ Previous Season █

Average Fleece Wool Prices (c/kg. clean)
Spinners and Good Topmaking Styles (AWEX Types MF4 and MF5)

Micron	100+mm	90mm	80mm	70mm	60mm	50mm	40mm	30mm	20mm	10mm
18.0			15291	15430	14694	14251	13222			
18.5			14872	14838	14552	13967	12966			
19.0			14465	14360	14130	13403	13185			
19.5			13985	13904	13572	13534	13061			
20.0			13724	13639	13478	13270	12793			
20.5			13639	13381	13275	13269	12637			
21.0			13615	13551	13271	12863				
21.5			13569	13249	13130	12798	11963			
22.0			13360	13395	13027					
22.5			13573	13815						
23.0										
23.5										
24.0										

* Based on a minimum of 3 lots sold per category

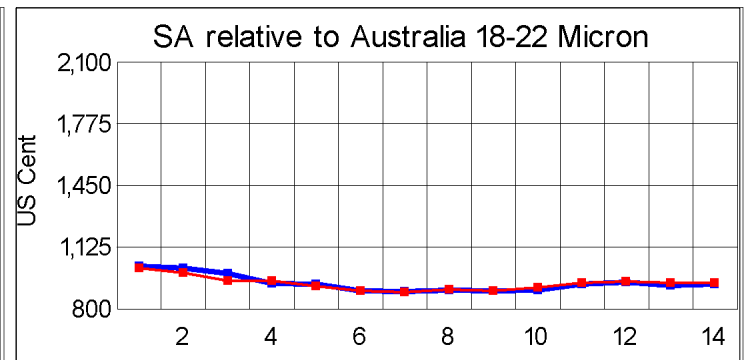
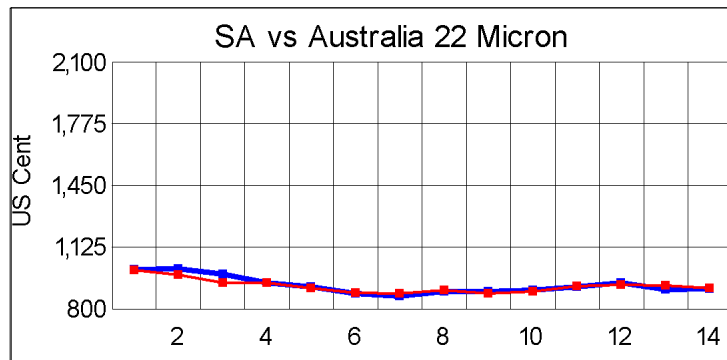
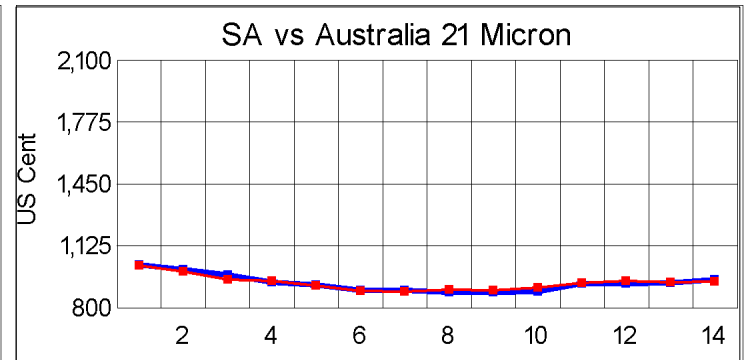
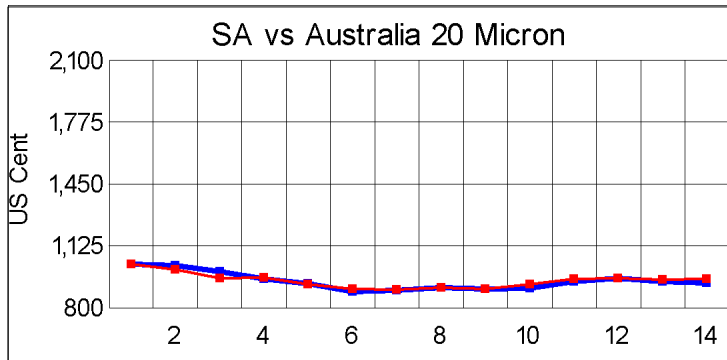
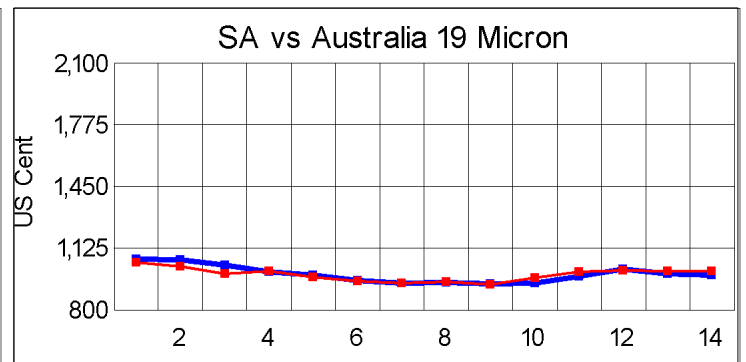
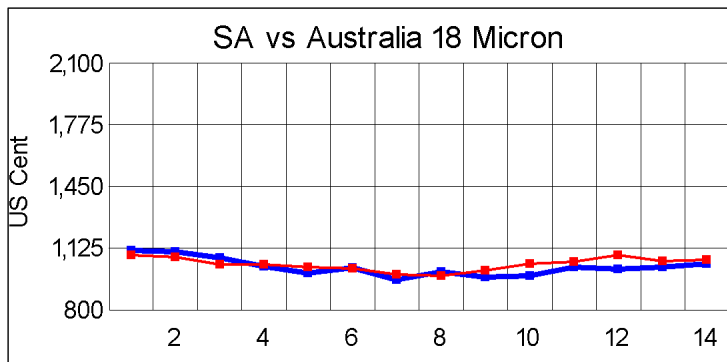
Average Topmaking Styles (AWEX MF6)

Micron	100+mm	90mm	80mm	70mm	60mm	50mm	40mm	30mm	20mm	10mm
18.0										
18.5										
19.0										
19.5						12718				
20.0				13273	13304					
20.5				12951	13079					
21.0			13276	13211	12791					
21.5			13109	12565						
22.0					12027					
22.5										
23.0										
23.5										
24.0										

* Based on a minimum of 3 lots sold per category

Other Selected Types/Qualities

	Long			Medium		
	19μ	20μ	21μ	19μ	20μ	21μ
Good Quality						
Lambswool	13828	13393		13118	12816	
Bellies	13493	13266	12405	13011	12201	11711
Locks				12348		
Average Quality						
Lambswool	13423	11778	11815	12514	11592	11546
Bellies	13430	12385	12421	12137	11359	10660
Locks				11872	11661	9923
Inferior Quality						
Fleecewool	13460	12634	13032	12486	10791	
Lambswool		11360	12121		12424	
Bellies	12088	11175	9213	11987	11299	10643
Locks	10303	10346		9696	10113	8559



— SA in USc
— Aus in USc

— SA in USc
— Aus in USc

Market Commentary

WOOL MARKET INCREASES SLIGHTLY BY 0,9%

Port Elizabeth - The wool market gained a further 0,9% this week and the Cape Wools Merino Indicator increased by 119 points to close at a value of R135,81 (Clean). On the Australian market, the indicator gained 1,2%. The Cape Wools All Wool Indicator strengthened with 1,1%.

Strong demand for good quality long wool was experienced at this week's auction. Buyers were hard pressed to compete with tough competition from China and the Czech Republic. Traditionally less sought after wool traded at good prices.

This week saw the rand at R14,22 to the US dollar. The rand weakened by 0,2% against the US dollar compared with the average rate at the previous sale. The Rand remained unchanged against the Euro, trading at R15.23. The offering comprised of 10 996 bales of which 98,5% was sold. Major traders were Standard Wool SA (3 682), G Modiano SA (3 038), Lempriere SA (2 264) and Stucken & Co (798).

The average clean prices for the selection within the different categories good top-making (MF5), long fleeces were as follows: 18,5 microns remained unchanged at R146,65/kg; 19 microns lost 0,2% to close at R142,13/kg; 19,5 microns gained 0,8% to close at R138,91/kg; 20 microns increased with 0,5% to close at R135,96/kg; 20,5 microns gained 0,3% to close at R134,47/kg; 21,0 microns gained 1,4% to close at R134,68/kg; 21,5 microns gained 1,0% to close at R131,95/kg and 22,0 microns declined with 1,3% to close at R129,98/kg.

The next sale is scheduled for 25 November where approximately ±11 790 bales will be on offer.

*The detailed Seasonal Receipts Declared Report can be viewed at www.capewools.co.za