

National Weekly Wool Market Report

Season: 2015/2016

Sale Date: 27th & 28th October 2015



CAPE WOOLS SA

Tel: 27-41-4844301
 Fax: 27-41-4846792
 E-mail: stats@capewools.co.za
 Website: www.capewools.co.za

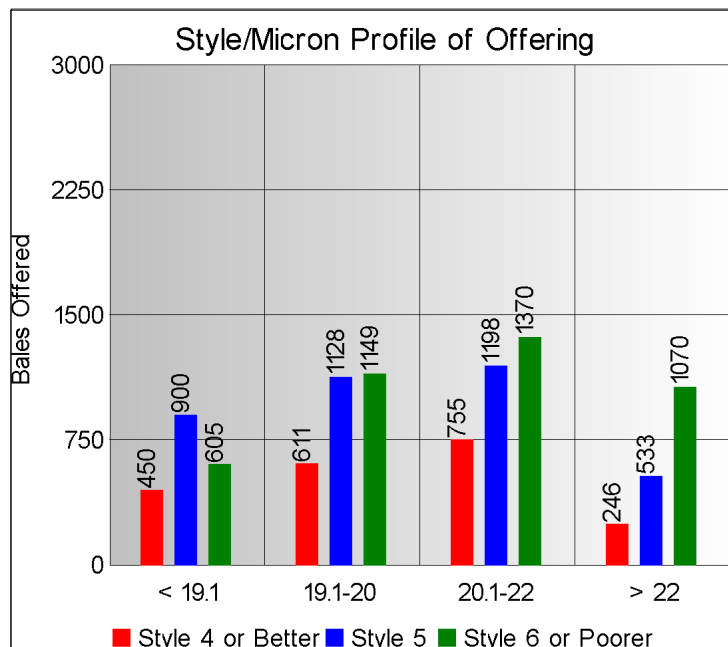
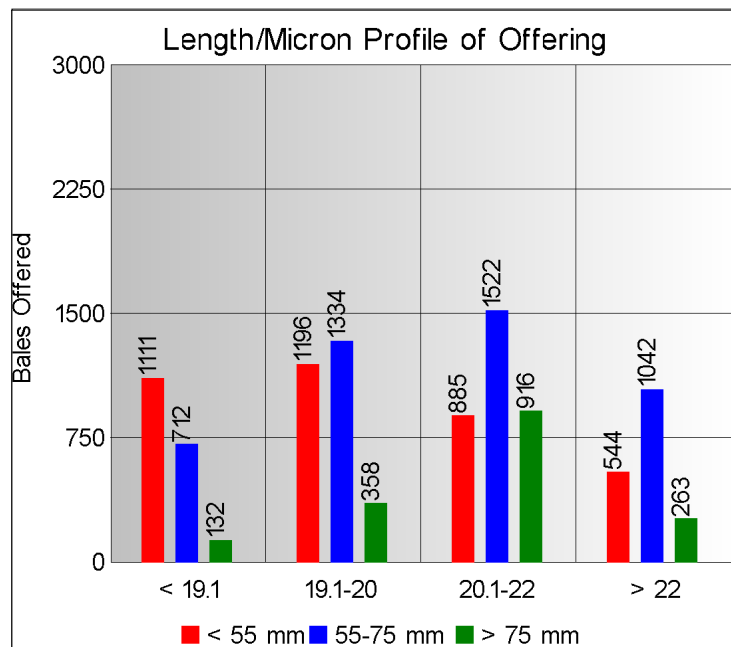
SA Merino Indicator				Buyers			
Indicator Unit	Current Sale	Last Sale	Change	Company	Bales Purchased This Week	% of Purchases	Total Bales Purchased This Season
# SA c/kg	12976	12323	5.3%	Standard Wool SA	3010	30.1%	24245
Ave. to date (15/16)	12594	12556	0.3%	G Modiano SA	2951	29.5%	21276
Ave. to date (14/15)	11331			Lempriere SA	2408	24.0%	22672
US c/kg	951	920	3.4%	Stucken & Co	752	7.5%	8596
Euro c/kg	861	811	6.3%	Segard Masurel SA	560	5.6%	6050
AWEX EMI	1230	1181	4.2%	New England Wool SA	95	1.0%	2115
Exchange Rates				H Dawson Sons & Co			2228
Currency Unit	This Week	Previous Week	% Change	CMW Operations			5
R/USD	13.6399	13.3906	-1.9%	SAFIL SA			184
R/Euro	15.0670	15.2033	0.9%				
R/AUD	9.7184	9.6734	-0.5%				
USD/AUD	0.7125	0.7222	1.3%				

Analysis of Offerings by Broker This Week (Bales)

Broker	Merino Fleeces	Merino Bellies	Merino Lambs	Merino Backs	Merino Locks	* Other	Total	% Sold
BKB	3681	493	384	20	434	803	5815	98.0%
CMW	1349	465	245	241	4	163	2467	98.1%
JLW	67	8	19	10	19	12	135	99.3%
MAS	163	34	116	20	27	51	411	96.6%
QWB	211	33	89	23	70	226	652	91.4%
SBL	29	6	12	5	8	38	98	100.0%
VLW	308	43	16	36	7	27	437	100.0%
Total	5808	1082	881	355	569	1320	10015	97.7%

SA Merino Indicator includes Merino types comparable to international indicators.
 ## Cape Wools All Wool Indicator, includes all white wool sold at auction.

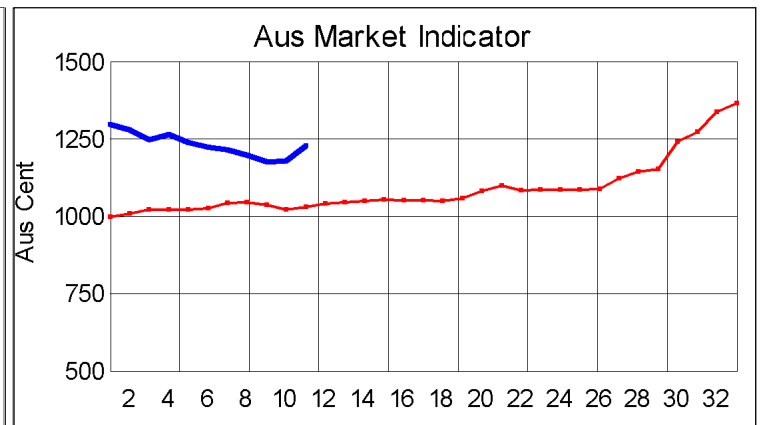
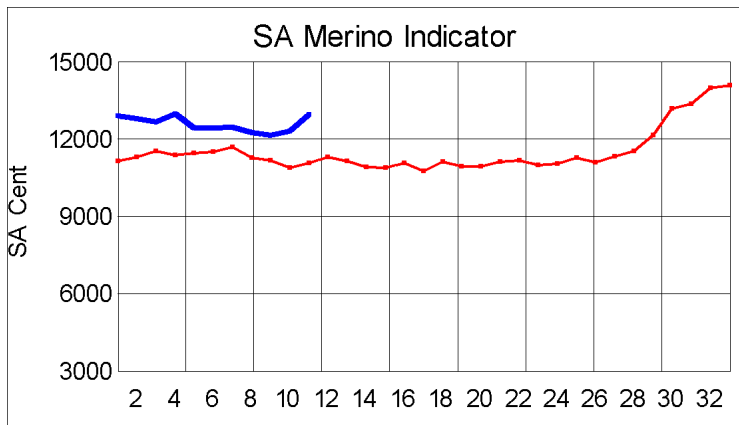
* crossbred, coarse and coloured, inferior



* Seasonal Receipts Declared

2015/16 Declared Receipts: 04 October 2015 12,710,216.7
 2015/16 Declared Receipts: 25 October 2015 16,946,579.7

Percentage Change (Year-on-Year): -7.66



Current Season — Previous Season —

Average Fleece Wool Prices (c/kg. clean)
Spinners and Good Topmaking Styles (AWEX Types MF4 and MF5)

Micron	100+mm	90mm	80mm	70mm	60mm	50mm	40mm	30mm	20mm	10mm
18.0				15011	14166	13283		12149		
18.5			14263	14412	13720	12891	12289			
19.0			13882	13771	13475	13068	12352			
19.5			13506	13424	13182	12880	12147			
20.0		13089	13080	13112	12946	12672	11847	11702		
20.5			12975	12885	12757	12526	11074			
21.0			12903	12830	12600	12367	11822			
21.5			12767	12650	12415	11946				
22.0			12593	12454						
22.5			12610	12502	12379					
23.0			12303	12261						
23.5										
24.0				11978						

* Based on a minimum of 3 lots sold per category

Average Topmaking Styles (AWEX MF6)

Micron	100+mm	90mm	80mm	70mm	60mm	50mm	40mm	30mm	20mm	10mm
18.0										
18.5										
19.0										
19.5			13144	12998		12756				
20.0			12899	12704						
20.5			12658	12587	12607	12315				
21.0				12320						
21.5			12485	12378						
22.0										
22.5										
23.0										
23.5										
24.0										

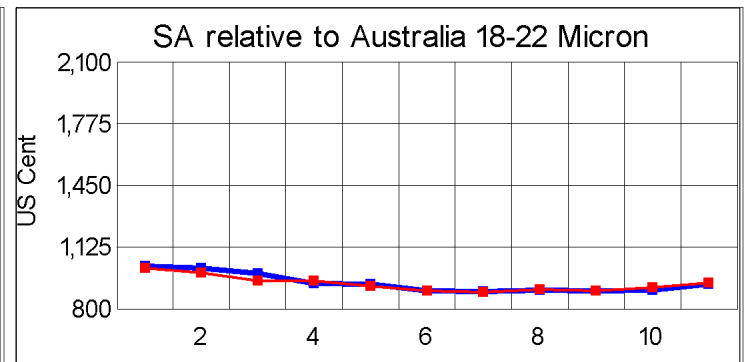
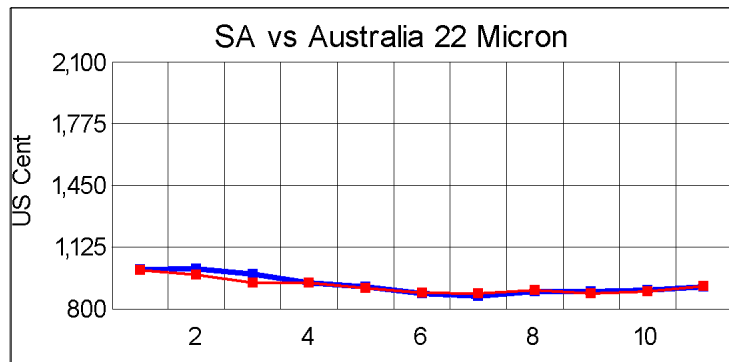
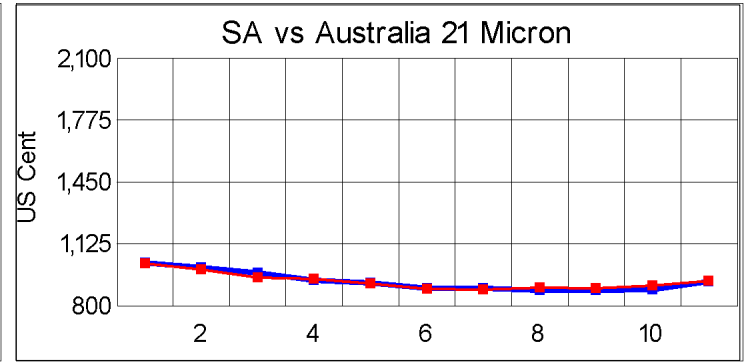
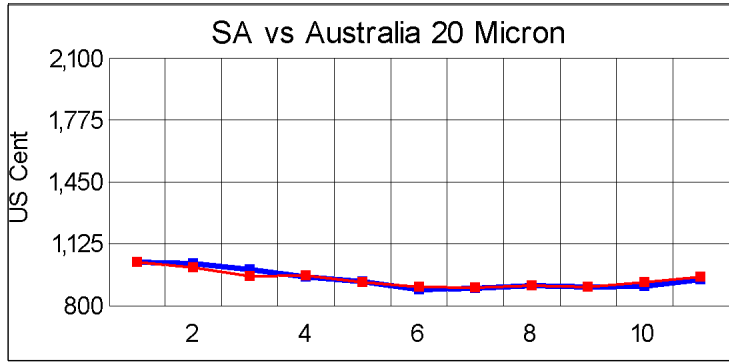
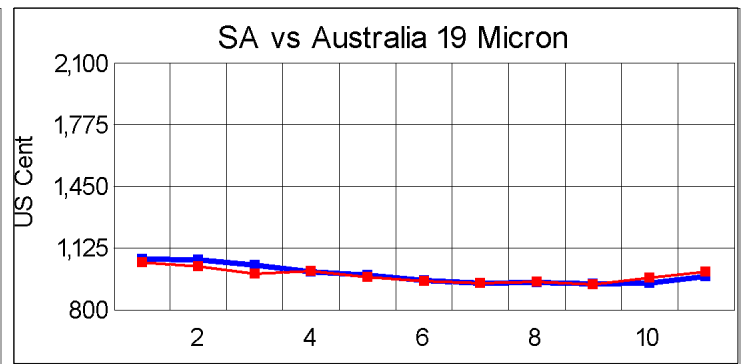
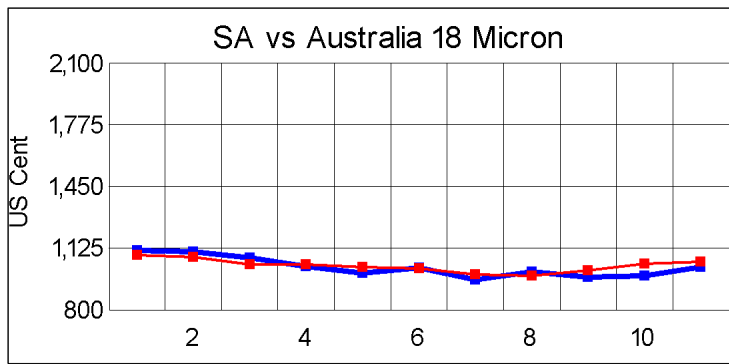
* Based on a minimum of 3 lots sold per category

Other Selected Types/Qualities

Long

Medium

	19μ	20μ	21μ	19μ	20μ	21μ
Good Quality						
Lambswool	13704	12835	12532	12487	12210	11340
Bellies	12825	12765		12075	11651	11829
Locks				11023	10684	
Average Quality						
Lambswool	13203	12996	12283	11695	10790	
Bellies	12909	12247	12358	11755	11544	10568
Locks	11931	10747		10045	10672	
Inferior Quality						
Fleecewool	13078	12289	12529	12240	12857	
Lambswool	13123			11359	11020	
Bellies	12638	11356	11678	10993	11249	11473
Locks	10265	9640	9041	9300	9655	8760



— SA in USc
— Aus in USc

— SA in USc
— Aus in USc

Market Commentary

WOOL MARKET INCREASE

Port Elizabeth - The wool market capitalized on its recent gains and increased significantly with the Cape Wools Merino Indicator gaining 5,3% on the previous sale to close at a value of R129,76 (Clean). On the Australian market, the indicator gained 4,2%. The Cape Wools All Wool Indicator strengthened with 4,9%.

Traders eagerly competed for the good selection of fine wools on offer and commented that it was a good market at present with decent demand experienced from both European and Asian buyers.

This week saw the rand at R13,64 to the US dollar. The rand weakened by 1,9% against the US dollar compared with the average rate at the previous sale, trading at R13,64 while the Rand gained 0,9% against the Euro, trading at R15,07. The offering comprised of 10 015 bales of which 97,7% was sold. Major traders were Standard Wool SA (3 010), G Modiano SA (2 951), Lempriere SA (2 408) and Stucken & Co (752).

The average clean prices for the selection within the different categories good top-making (MF5), long fleeces were as follows: 18,5 microns strengthened by 4,9% to R140,03/kg; 19 microns gained 6,6% to close at R137,20/kg; 19,5 microns gained 5,4% to close at R133,40/kg; 20 microns increased with 5,4% to close at R130,06/kg; 20,5 microns gained 5,5% to close at R128,35/kg; 21,0 microns gained 5,4% to close at R127,28/kg; 21,5 microns gained 4,4% to close at R126,03/kg and 22,0 microns increased with 3,6% to close at R124,91/kg.

The next sale is scheduled for 04 November where approximately ±10 440 bales will be on offer.

*The detailed Seasonal Receipts Declared Report can be viewed at www.capewools.co.za