

National Weekly Wool Market Report

Season: 2015/2016

Sale Date: 21 October 2015



CAPE WOOLS SA

Tel: 27-41-4844301

Fax: 27-41-4846792

E-mail: stats@capewools.co.za

Website: www.capewools.co.za

SA Merino Indicator				Buyers			
Indicator Unit	Current Sale	Last Sale	Change	Company	Bales Purchased This Week	% of Purchases	Total Bales Purchased This Season
# SA c/kg	12323	12163	1.3%	G Modiano SA	2342	29.5%	18338
Ave. to date (15/16)	12556	12581	-0.2%	Standard Wool SA	2131	26.9%	21230
Ave. to date (14/15)	11354			Lempriere SA	1397	17.6%	20202
US c/kg	920	906	1.6%	Segard Masurel SA	1010	12.7%	5490
Euro c/kg	811	794	2.1%	Stucken & Co	683	8.6%	7844
AWEX EMI	1181	1179	0.2%	H Dawson Sons & Co	94	1.2%	2228
Exchange Rates				New England Wool SA	87	1.1%	2020
Currency Unit	This Week	Previous Week	% Change	SAFIL SA	32	0.4%	184
R/USD	13.3906	13.4291	0.3%	CMW Operations			5
R/Euro	15.2033	15.3181	0.7%				
R/AUD	9.6734	9.7336	0.6%				
USD/AUD	0.7222	0.7251	0.4%				

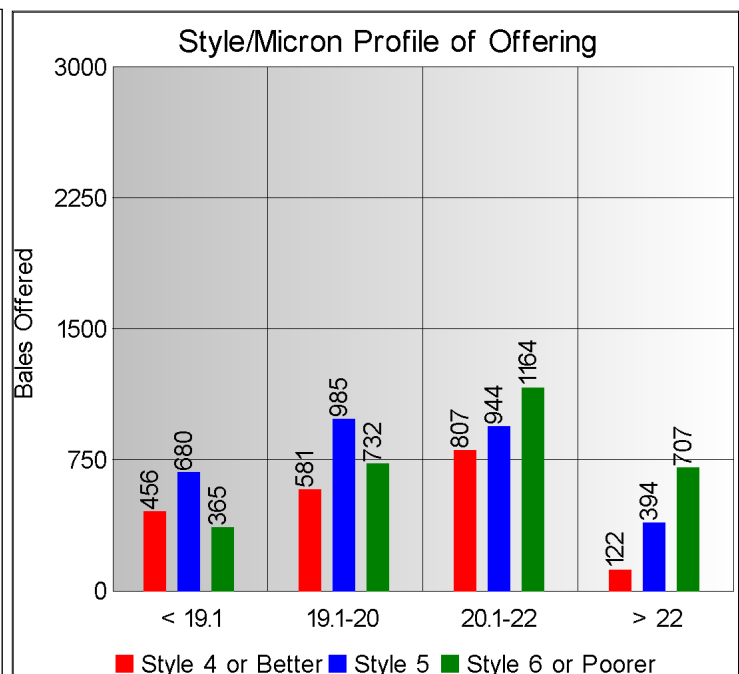
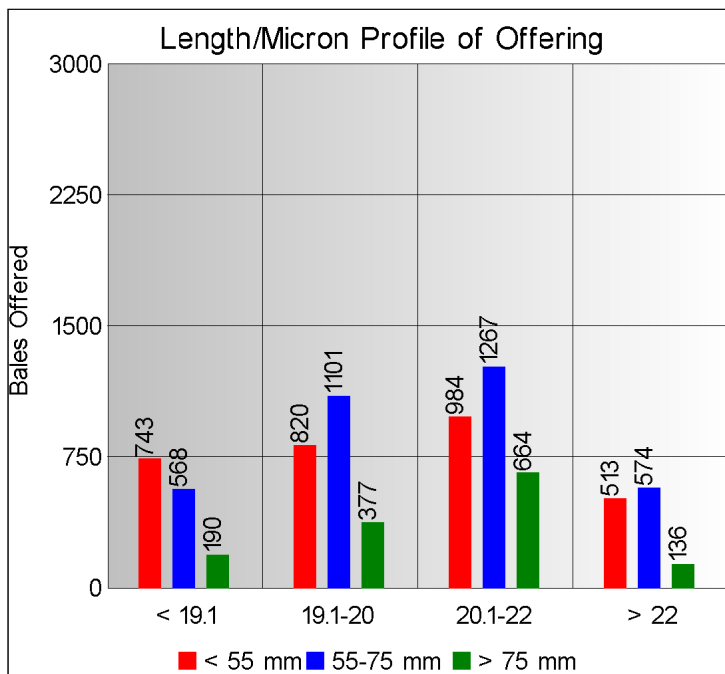
Analysis of Offerings by Broker This Week (Bales)

Broker	Merino Fleeces	Merino Bellies	Merino Lambs	Merino Backs	Merino Locks	* Other	Total	% Sold
BKB	3550	549	467	4	362	552	5484	97.8%
CMW	1349	435	282	215	5	167	2453	98.4%
MAS	0	0	0	0	0	0	0	
QWB	0	0	0	0	0	0	0	
SBL	0	0	0	0	0	0	0	
VLW	0	0	0	0	0	0	0	
Total	4899	984	749	219	367	719	7937	98.0%

SA Merino Indicator includes Merino types comparable to international indicators.

* crossbred, coarse and coloured, inferior

Cape Wools All Wool Indicator, includes all white wool sold at auction.



Receipts 2015/2016 Season

Season to Date (Kg.)

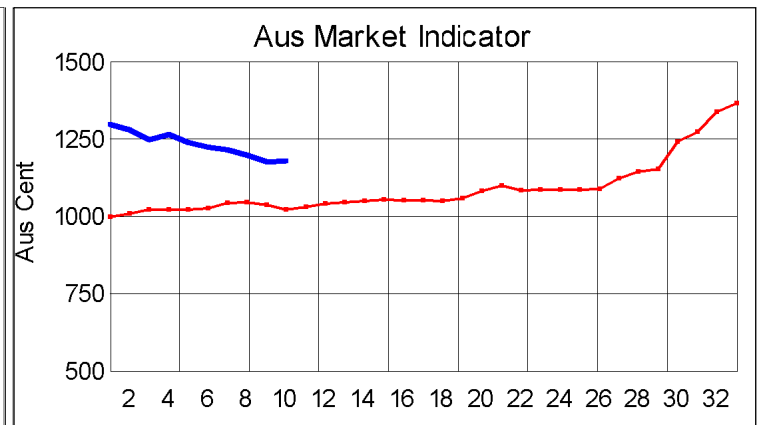
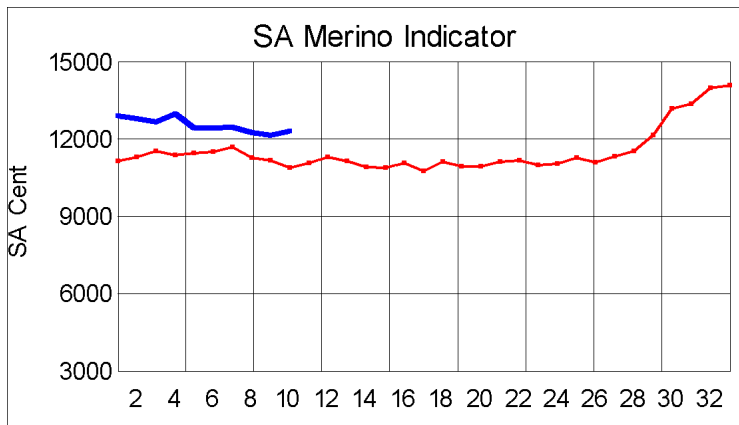
15,200,081.5

Previous Season to Date

17,260,228.5

Percentage Change:

-11.94%



Current Season — Previous Season —

Average Fleece Wool Prices (c/kg. clean)
Spinners and Good Topmaking Styles (AWEX Types MF4 and MF5)

Micron	100+mm	90mm	80mm	70mm	60mm	50mm	40mm	30mm	20mm	10mm
18.0			13955	14109	12873	12564	12509			
18.5			13558	13408	12884	12642	11940			
19.0			13149	13029	12551	12476	12083			
19.5			12826	12560	12506	12253	11967			
20.0			12482	12365	12215	12036	11641			
20.5			12340	12237	12071	11861				
21.0			12239	12090	12074	11790	11265			
21.5			12134	12079	11969	11798				
22.0			11942	12021	11620	11757				
22.5			11994							
23.0										
23.5										
24.0										

* Based on a minimum of 3 lots sold per category

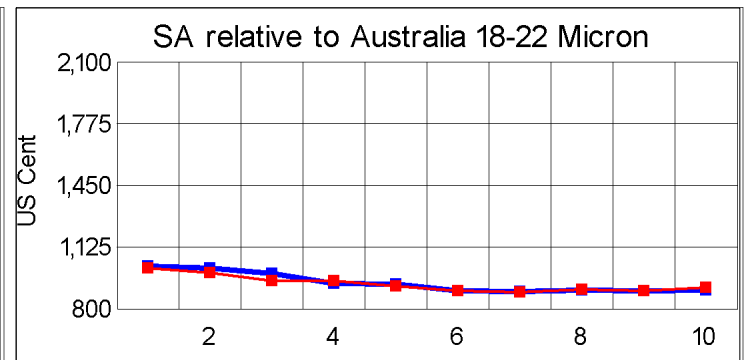
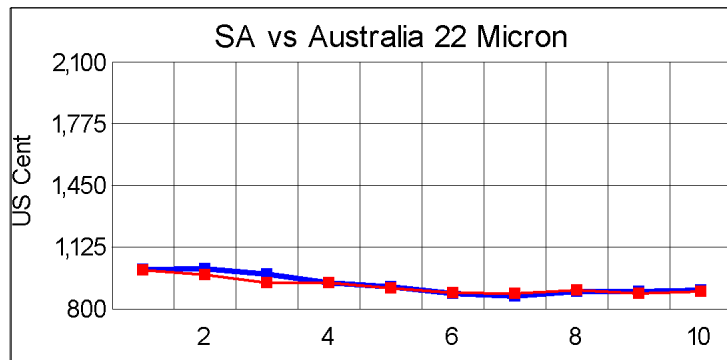
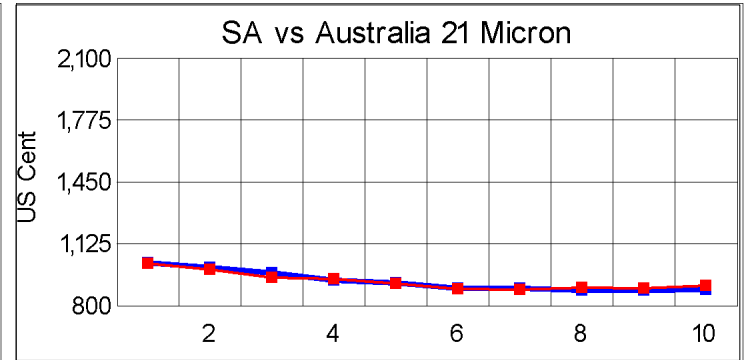
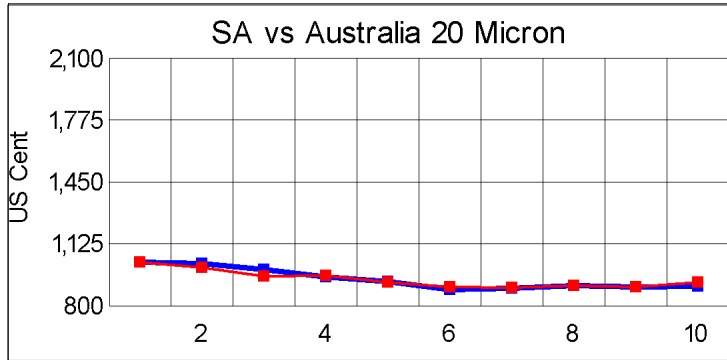
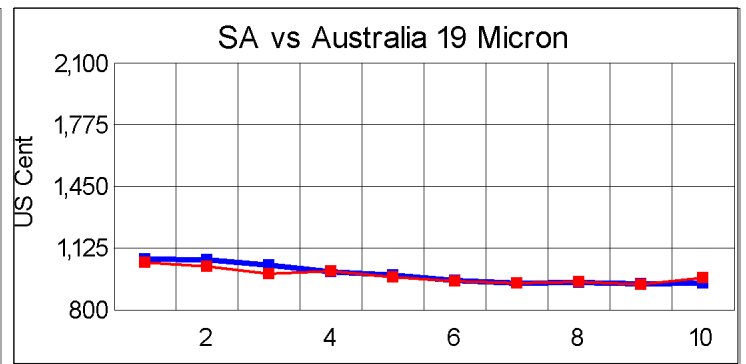
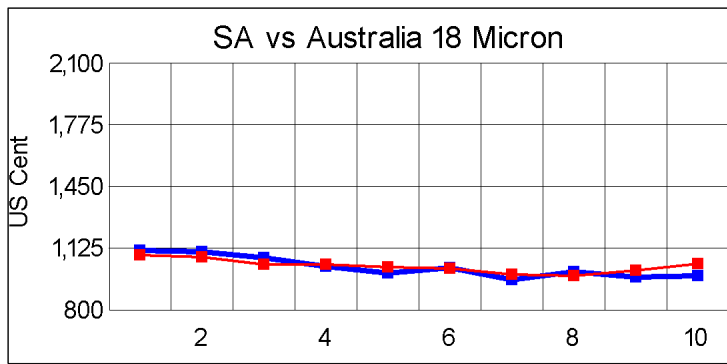
Average Topmaking Styles (AWEX MF6)

Micron	100+mm	90mm	80mm	70mm	60mm	50mm	40mm	30mm	20mm	10mm
18.0										
18.5										
19.0										
19.5				12264						
20.0						11937				
20.5				12080						
21.0										
21.5			12109							
22.0										
22.5										
23.0										
23.5										
24.0										

* Based on a minimum of 3 lots sold per category

Other Selected Types/Qualities

	Long			Medium		
	19μ	20μ	21μ	19μ	20μ	21μ
Good Quality						
Lambswool	12596	12485		12154	11883	
Bellies	12507	12217	11923	11985	11362	10621
Locks				12154		
Average Quality						
Lambswool	12348	11783	11541	11443	10256	11982
Bellies	12253	11565	10519	12044	10773	10606
Locks				10760	10427	
Inferior Quality						
Fleecewool	12268	11942	11558	12513	11705	
Lambswool	12133				10091	10091
Bellies	11206	10601	10236	10824	10894	10444
Locks	11546	10625	8623	10663	9975	7033



— SA in USc
— Aus in USc

— SA in USc
— Aus in USc

Market Commentary

WOOL MARKET INCREASE

Port Elizabeth - The wool market increased at this weeks' sale with the Cape Wools Merino Indicator gaining 1,3% compared to the last sale to close the day at a value of R123,23 (Clean). On the Australian market, the indicator gained 0,2%. The Cape Wools All Wool Indicator strengthened with 1,2%.

Traders were impressed with the particularly strong demand today from the Chinese buyers who are still hampered by a declining growth rate of 6,9%. The wool on offer was mostly good which also assisted in driving prices up. This week saw the rand at R13,39 to the US dollar. The rand strengthened by 0,3% against the US dollar compared with the average rate at the previous sale, trading at R13,39 while the Rand gained 0,7% against the Euro, trading at R15.20. The offering comprised of 7 937 bales of which 98,0% was sold. Major traders were G Modiano SA (2 342), Standard Wool SA (2 131), Lempriere SA (1 397), and Segard Masurel SA (1 010).

The average clean prices for the selection within the different categories good top-making (MF5), long fleeces were as follows: 18,5 microns strengthened by 2,7% to R133,45/kg; 19 microns gained 3,0% to close at R128,68/kg; 19,5 microns gained 3,0% to close at R126,56/kg; 20 microns increased with 2,4% to close at R123,42/kg; 20,5 microns gained 1,2% to close at R121,66/kg; 21,0 microns gained 1,4% to close at R120,80/kg; 21,5 microns gained 1,4% to close at R120,73/kg and 22,0 microns increased with 2,0% to close at R120,53/kg.

The next sale is scheduled for 28 October where approximately ±10 230 bales will be on offer.