

National Weekly Wool Market Report

Season: 2015/2016

Sale Date: 13 & 14 October 2015



CAPE WOOLS SA

Tel: 27-41-4844301
 Fax: 27-41-4846792
 E-mail: stats@capewools.co.za
 Website: www.capewools.co.za

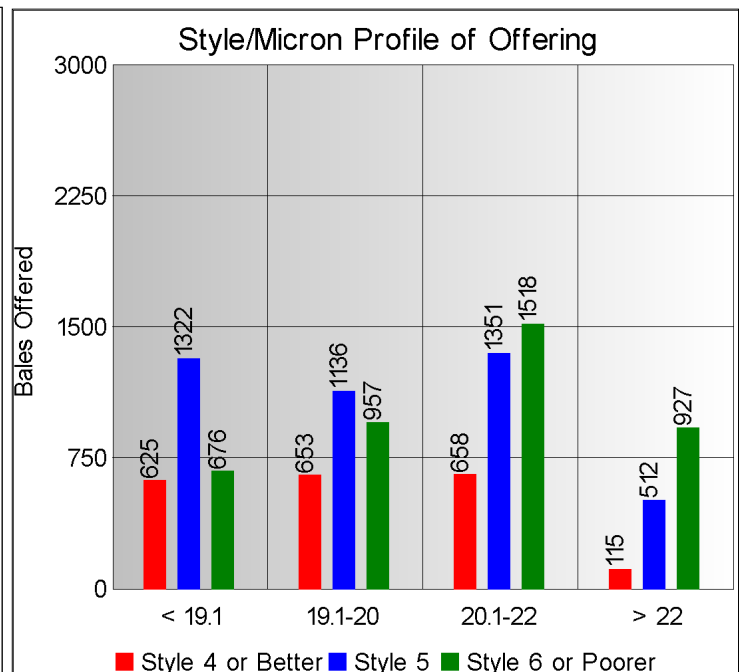
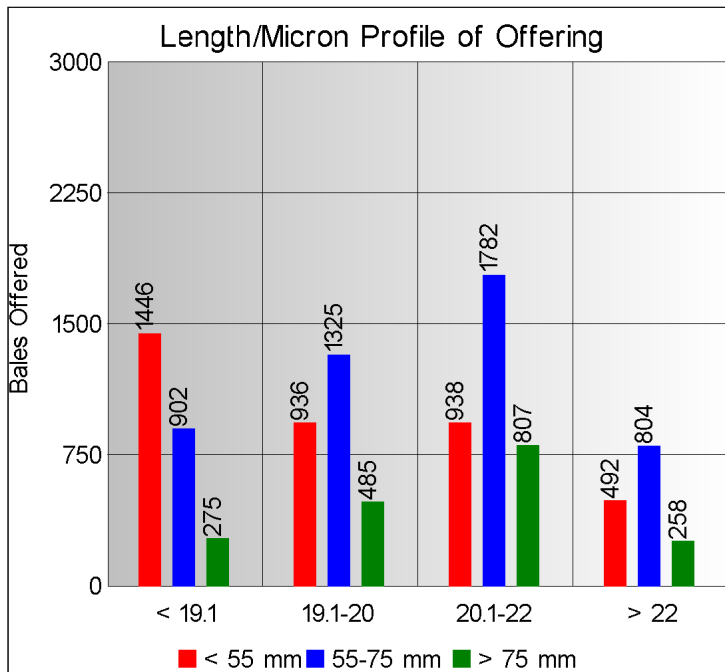
SA Merino Indicator				Buyers			
Indicator Unit	Current Sale	Last Sale	Change	Company	Bales Purchased This Week	% of Purchases	Total Bales Purchased This Season
# SA c/kg	12163	12276	-0.9%	G Modiano SA	3259	31.2%	15996
Ave. to date (15/16)	12581	12634	-0.4%	Standard Wool SA	2931	28.1%	19099
Ave. to date (14/15)	11402			Lempriere SA	1813	17.4%	18765
US c/kg	906	915	-1.0%	Stucken & Co	898	8.6%	7161
Euro c/kg	794	813	-2.4%	Segard Masurel SA	768	7.4%	4480
AWEX EMI	1179	1201	-1.8%	New England Wool SA	386	3.7%	1933
Exchange Rates				H Dawson Sons & Co	191	1.8%	2134
Currency Unit	This Week	Previous Week	% Change	SAFIL SA	50	0.5%	152
R/USD	13.4291	13.4158	-0.1%	CMW Operations			5
R/Euro	15.3181	15.0905	-1.5%				
R/AUD	9.7336	9.6398	-1.0%				
USD/AUD	0.7251	0.7188	-0.9%				

Analysis of Offerings by Broker This Week (Bales)

Broker	Merino Fleeces	Merino Bellies	Merino Lambs	Merino Backs	Merino Locks	* Other	Total	% Sold
BKB	3616	637	550	0	367	540	5710	99.0%
CMW	1786	264	364	266	238	241	3159	97.8%
JLW	151	9	19	5	4	8	196	99.0%
MAS	235	38	49	15	32	49	418	99.3%
QWB	116	9	50	11	2	225	413	97.3%
SBL	117	15	13	3	5	31	184	100.0%
VLW	220	41	35	27	18	29	370	100.0%
Total	6241	1013	1080	327	666	1123	10450	98.6%

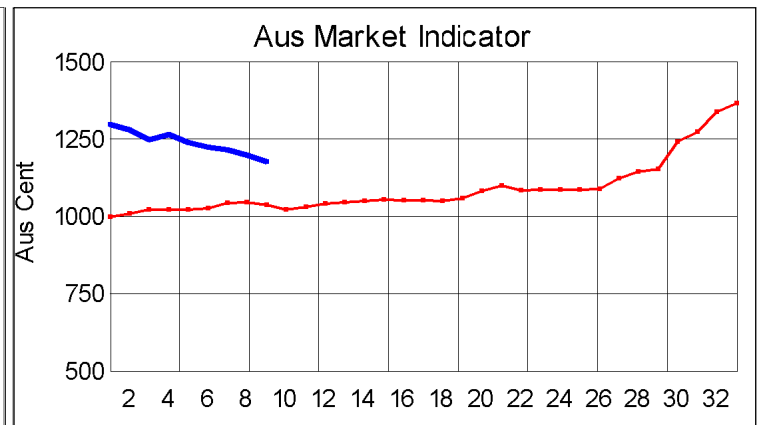
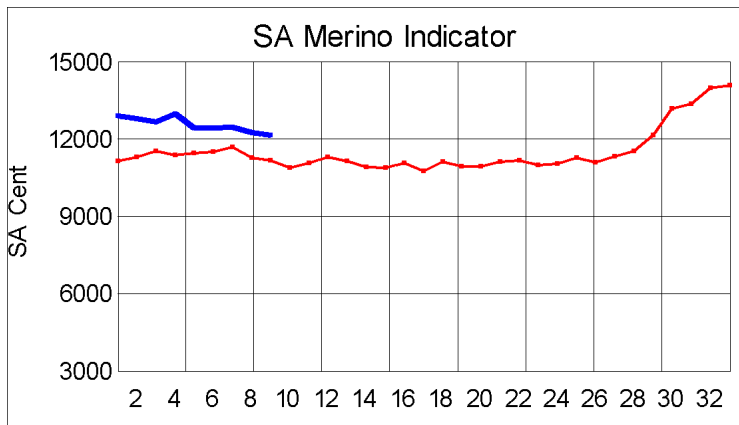
SA Merino Indicator includes Merino types comparable to international indicators.
 ## Cape Wools All Wool Indicator, includes all white wool sold at auction.

* crossbred, coarse and coloured, inferior



Receipts 2015/2016 Season

Season to Date (Kg.) 13,537,264.9 Previous Season to Date 15,398,738.8 Percentage Change: -12.09%



Current Season █ Previous Season █

Average Fleece Wool Prices (c/kg. clean)
Spinners and Good Topmaking Styles (AWEX Types MF4 and MF5)

Micron	100+mm	90mm	80mm	70mm	60mm	50mm	40mm	30mm	20mm	10mm
18.0			14014	13781	12948	12757	12306			
18.5			13258	12956	12921	12592	12166			
19.0			12715	12556	12567	12438	11984			
19.5		12355	12381	12358	12260	12201	11942			
20.0			12100	12089	12123	12036	11878			
20.5			12091	12046	11991	11944	11819			
21.0			12029	11980	11997	11915				
21.5			11959	11943	11803					
22.0			11868							
22.5										
23.0										
23.5										
24.0										

* Based on a minimum of 3 lots sold per category

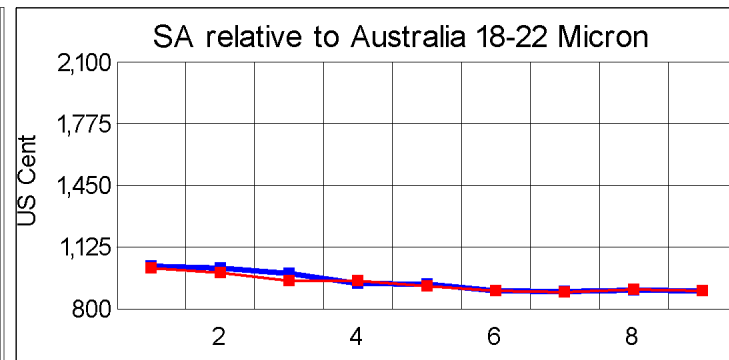
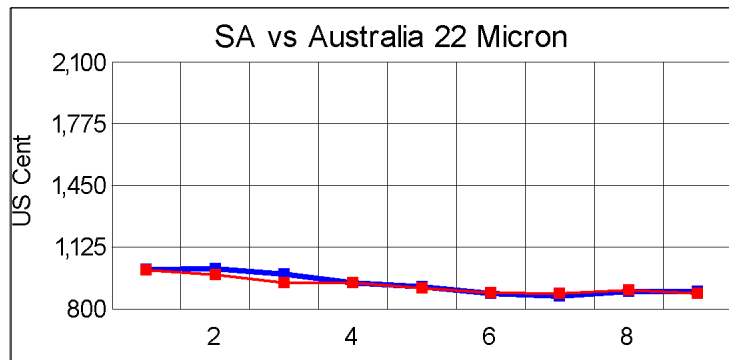
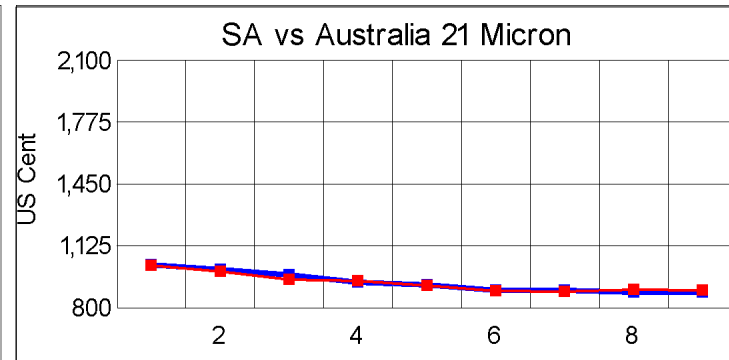
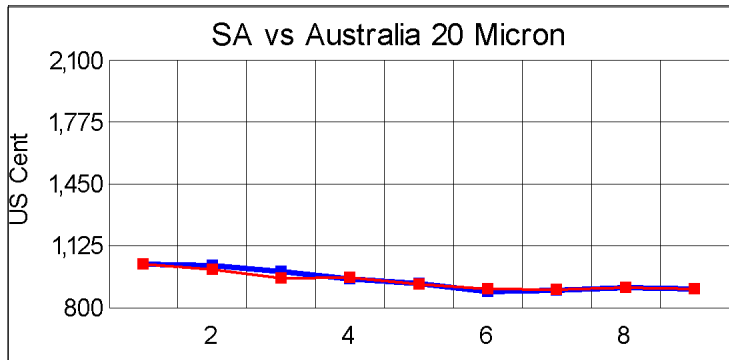
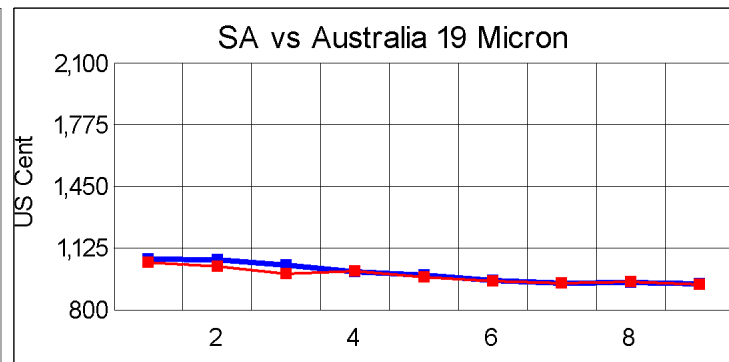
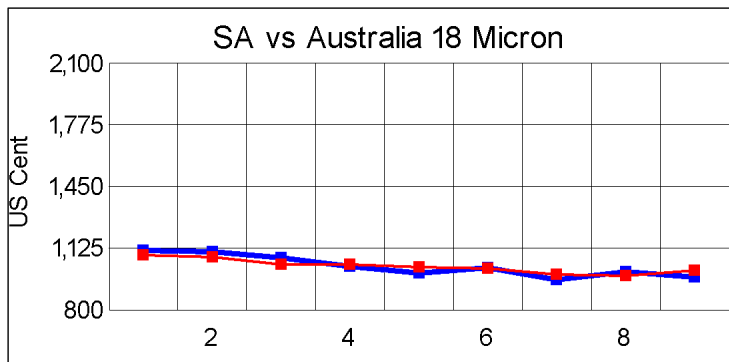
Average Topmaking Styles (AWEX MF6)

Micron	100+mm	90mm	80mm	70mm	60mm	50mm	40mm	30mm	20mm	10mm
18.0										
18.5										
19.0					12334					
19.5				12126						
20.0			12118	11835	11972	11512				
20.5				11779	11801					
21.0				11799						
21.5				11819						
22.0				11603						
22.5										
23.0										
23.5										
24.0										

* Based on a minimum of 3 lots sold per category

Other Selected Types/Qualities

	Long			Medium		
	19μ	20μ	21μ	19μ	20μ	21μ
Good Quality						
Lambswool	12696	12028	11982	11933	11793	11104
Bellies	12102	12035	11232	12150	11791	
Locks				11263	10320	
Average Quality						
Lambswool	12330	11093		11762	10407	11939
Bellies	11869	11426	11685	11408	11133	11217
Locks			11114	10892	11076	10910
Inferior Quality						
Fleecewool	12322	11325	10847	11850	12070	
Lambswool		11967				
Bellies	11892	11454		11437	10708	11664
Locks	9865	10434		10167	10230	9781



— SA in USc
— Aus in USc

— SA in USc
— Aus in USc

Market Commentary

WOOL MARKET SLIGHTLY LOWER

Port Elizabeth - The wool market was slightly lower at this weeks' sale with the Cape Wools Merino Indicator declining with 0,9% compared to the last sale to close the day at a value of R121,63 (Clean). On the Australian market, the indicator lost 1,8%. The Cape Wools All Wool Indicator weakened at 1,3%.

Traders commented that demand remained good as is reflected in the good clearance rate that was achieved at a relatively large auction of over 10 000 bales on offer.

The rand weakened by -0,1% against the US dollar compared with the average rate at the previous sale, trading at R13,43 while the Euro weakened -1,5%, trading at R15.32. The offering comprised of 10 450 bales of which 98,6% was sold. Major traders were G Modiano SA (3 259), Standard Wool SA (2 931), Lempriere SA (1 813), and Stucken & Co (898).

The average clean prices for the selection within the different categories good top-making (MF5), long fleeces were as follows: 18,5 microns declined by 0,9% to R129,98/kg; 19 microns lost 0,9% to close at R124,99/kg; 19,5 microns lost 0,6% to close at R122,86/kg; 20 microns declined with 0,6% to close at R120,55/kg; 20,5 microns lost 0,6% to close at R120,19/kg; 21,0 microns dropped 1,0% to close at R119,09/kg; 21,5 microns weakened 1,5% to close at R119,05/kg and 22,0 microns declined with 1,9% to close at R118,18/kg.

The next sale is scheduled for 21 October where approximately ±8 000 bales will be on offer.